

Quick Start Guide

With the GPS Tracker™ you can:

- send your GPS position instantaneously from your smartphone to your security department if needed;
- directly contact the TSM hotline **+41 22 819 44 66** in the event of a security emergency.

NB: for reasons of privacy, the application will only send your position when you press the CHECK-IN or CALL buttons. It is advisable to send your position every time you change locations (airport, hotel, meetings, etc.) or in the event assistance is needed.

Installation and Activation

- Download the Crisis Messenger GPS app directly from the Apple Store or Play Store

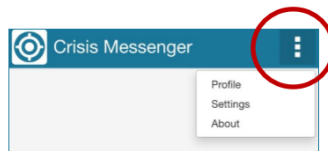


- The first time you use the app you will need to fill out your user profile to activate the tool:

NB: "contract number" to be provided by your organization

Configuration

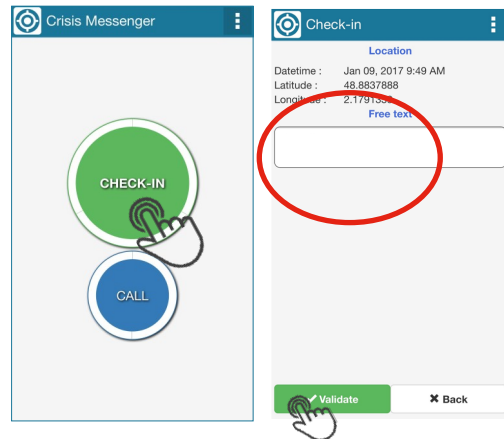
Click on the MENU symbol at any time to modify your profile and/or the application settings.



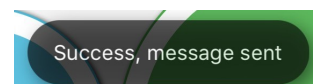
Configure the CALL button with the following telephone number (TSM hotline): **+41 22 819 44 66**

How Does it Work?

- If you would like to transmit **your GPS** position or make a call, press on the relevant buttons for **three seconds**.
- You can also include a **short message** if desired



- A confirmation message will then appear on the screen:



- The message will be sent to your security department.

Questions?

support.travelsecurity@garda.com