


Studio Jan De Vylder

niversum carrousel journey

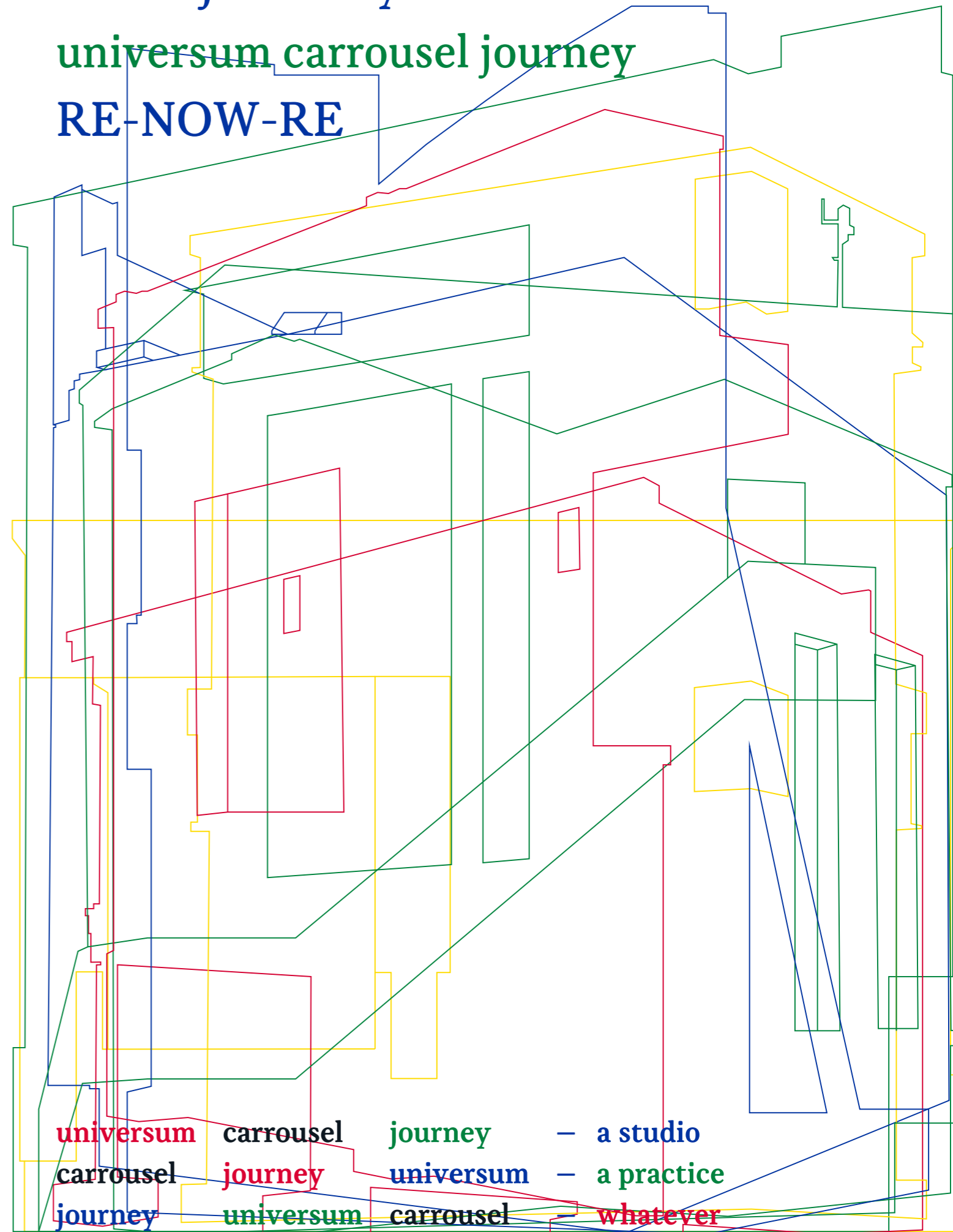

NOW-RE



Studio Jan De Vylder

universum carousel journey

RE-NOW-RE



universum carousel journey — a studio
carousel journey universum — a practice
journey universum carousel whatever
ETH Zürich D-ARCH IEA — HS 2021

RE-NOW-RE

colophon

RE-NOW-RE
3,33% 33,3% 333%

© Jan De Vylder, HS 2021
© universum carrousel journey, HS 2021

Universum Carrousel Journey
Studio Jan De Vylder
Jan De Vylder
Annamaria Prandi
Marie Seeger
Luca Mostarda
Angeliqe Künzle
Oliver Burch
Johanna Roth
Jochen Schamelhout
Lukas Ryffel
Rina Rolli
Jakob Junghanss

Collaborations
Chair of History & Theory
Prof. Dr. Maarten Delbeke
Linda Stagni
Chair of Konstruktionserbe und Denkmalpflege
Prof. Dr. Silke Langenberg
Reto Wasser

Editor in chief
Jan De Vylder

Editors
8000.agency
Jakob Junghanss
Lukas Ryffel
Oliver Burch

Graphic designer
Piet Bodyn

RE-NOW-RE
universum 2021 HS
ETH Zürich
D-ARCH
IEA

Disclaimer
Universum Carrousel Journey has been careful to contact all copyright holders of the images used. if you claim ownership of any of the images presented here, and have not been properly identified, please contact Universum Carrousel Journey and we will be happy to make a formal acknowledgement in a future issue.

© Jan De Vylder, HS 2021
All rights reserved; no part of this publication may be reproduced without the prior written consent of Studio Jan De Vylder

www.universumcarrouseljourney.com
www.architectenjdvviv.com
www.de-vylder.arch.ethz.ch

I PROLOGUE

DAUERHAFTIGKEIT / 3,33% 33,3% 333%

II MOCK-UPS

DIPLOMA TOPIC INTRODUCTION

III OVERVIEW

PREPARATION PHASE / ELABORATION PHASE

IV EVENTS

DEBATE AND EXPEDITION

V QUESTIONS

IMAGE / OWNERSHIP / STANDARDS / CYCLES / USERS / STORIES

DIPLOMA STUDIO FALL SEMESTER – MOCK-UPS

3,33%

33,3%

333%

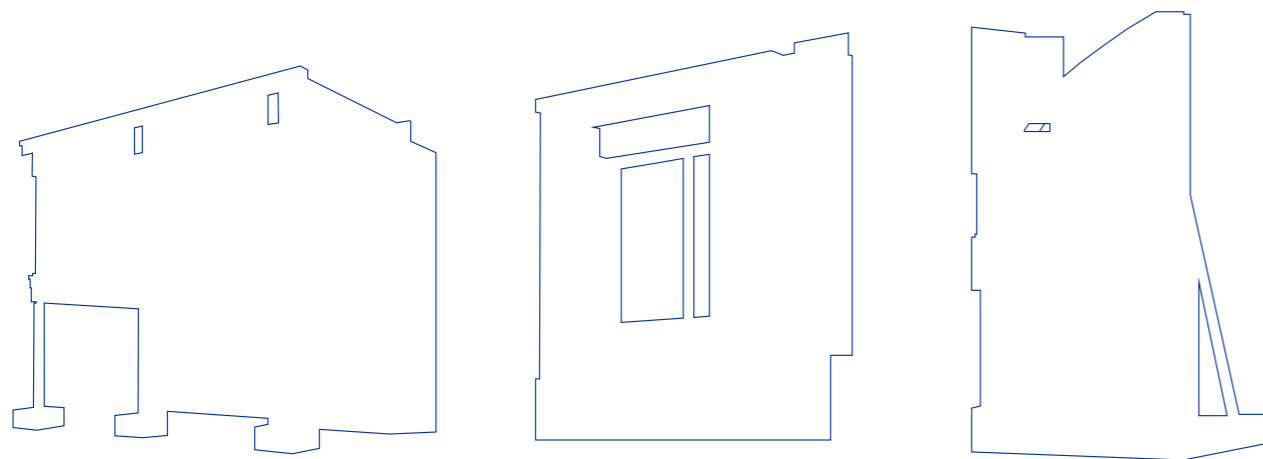
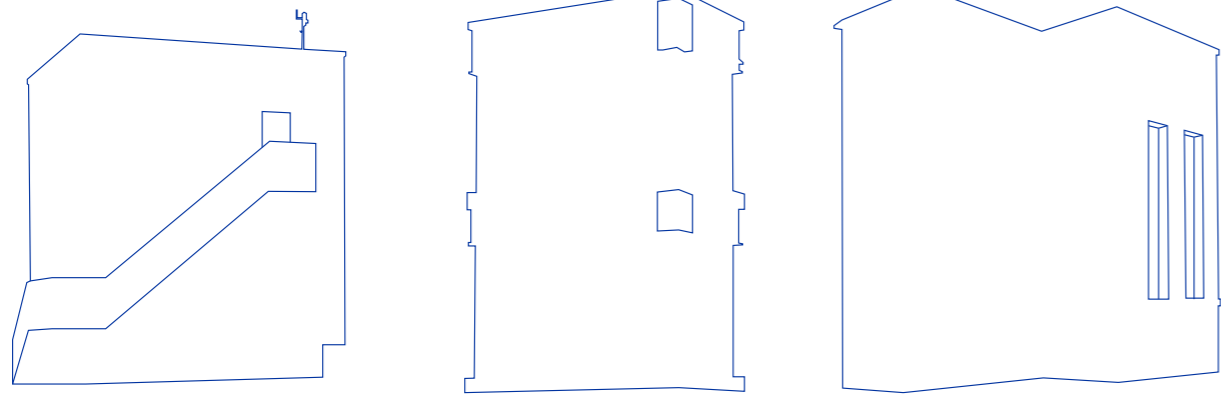
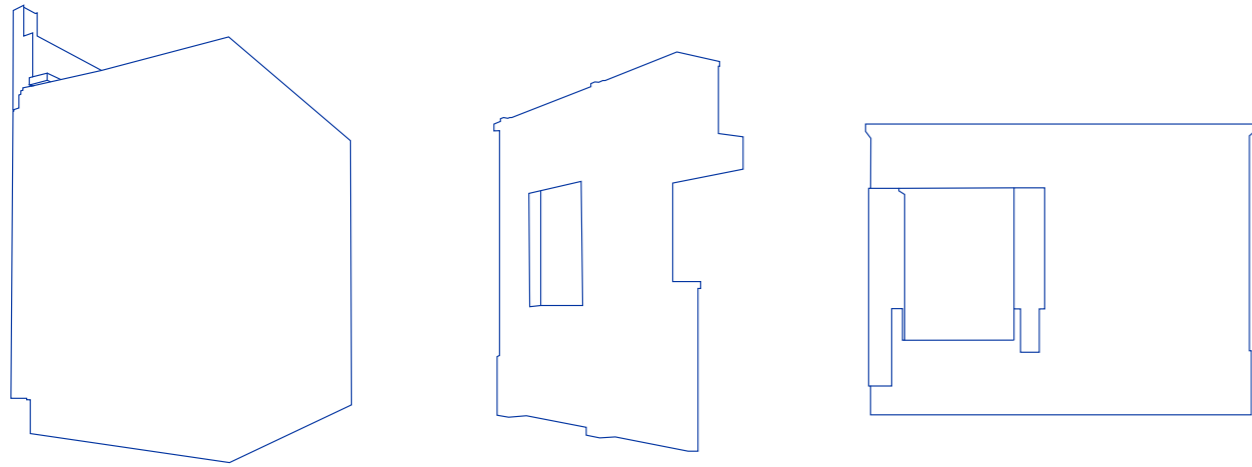
This diploma studio inscribes itself not only in the wide ambition of the DAUERHAFTIGKEIT as written out by the chair of Elli Mosayebi, but also in the wider ambition of our own chair regarding the ideas shared in the 333% -33,3%- 3,33%-studios, in which we are on the search of a critical evaluation of the RE-USE entitled RE-THINKING-RE. Not only a better understanding of the E-ECONOMY and E-ECOLOGY and E-ERGONOMY of RE-USE is the focus, moreover an alternative attitude is the ambition.

The 3,33% and 33,3% and 333% idea could also be rephrased as re- and RE- and (P)RE-. Let's explain the ideas one by one. As possible critical variants on the idea of RE-USE.

The 33.3% or RE- is the first possible critical variant of 100% act. The idea that a CONTEXT can be APPROACHED rather by INTERVENTION—ECONOMY, ECOLOGY, ERGONOMY—and that this could be good enough as a new standard: To explore the possibilities of a more restrained, humble but precise action. This is in many ways an attitude of economy of means. Less energy of action, of course, means less economy and ecology, but it could also require changing the attitude of use effectively today. This could also make it a question of ergonomics: how to USE the given context differently and yet act less?

The 333% or (P)RE- is the second possible critical variant of the 100% act. The idea that a CONTEXT can be CREATED that yet today takes into account a MULTIPLE MULTIFUNCTIONAL MULTIFLEXIBLE chance and that it would be better to take this as a new standard. To explore the possibilities of a more flexible, adaptable but pragmatic action. In many ways, this is an attitude of future planning. More possibilities could mean less action and therefore less economy and ecology needed later, but will require a change of attitude of use yet today. It could therefore also become a question of ergonomics: how to PREPARE the CONTEXT differently to better enable future RE-USE?

The 3,33% or re- is the third and last possible critical variant of 100% act: To act immediately. This is an attitude of understanding the emergency. More immediate action could mean less action and therefore less economy and ecology, which are needed today. At the same time it could open up a debate that perhaps only a small change in attitude would be good enough. By that, it could also become a question of ergonomics: how to CHANGE the ATTITUDE IN USE?



Construction sites, building pits and Baugespanne are scattered around Zürich, telling of a near future to come. On many of these construction sites, the first real impression of what is yet to be constructed is a 1:1 model—a MOCK-UP.

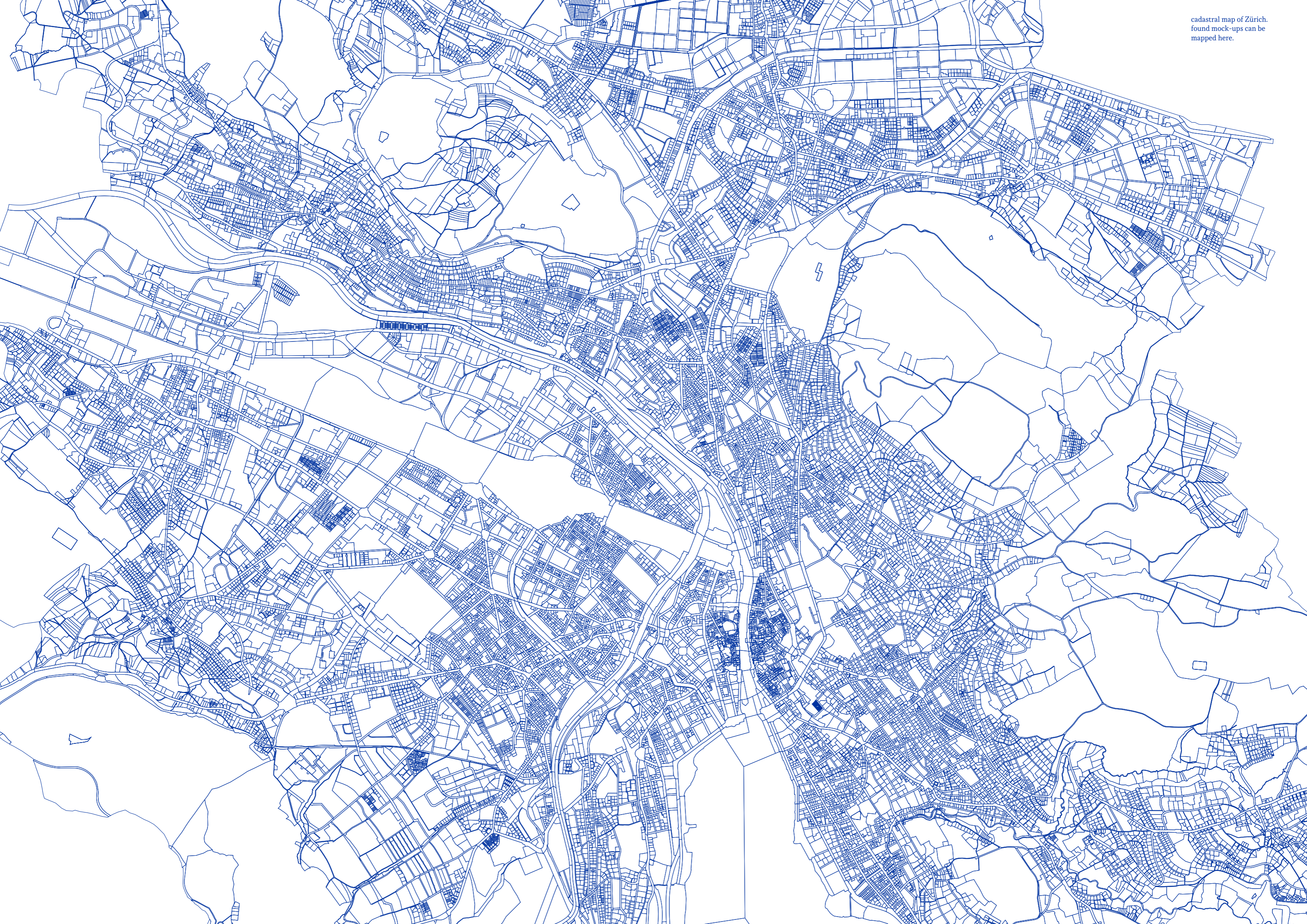
What Baugespanne indicate on a rather abstract, legal level, MOCK-UPS are representing on a graspable material reality, revealing what a building and its facade all can be and will be. They are a spark of architectural ambition, the hope to exemplify, often a device to test, but surely a backdrop for the upcoming development. A preface, an object of representation, with no real spatial ambition, but interest in surfaces and joints.

But what do these objects actually represent?
And what do they stand for?

Usually, a MOCK-UP gives a glimpse of the facade of a building—an element that seems to become more and more the most developed part of a building. The facade often combines the rather architectural expression of a real need—to close off and open at the same time—with a highly technical development in today's standards. From climate to acoustics, they express and celebrate technical innovations without really questioning.

So, which ideologies are connected to a MOCK-UP?
What do they actually tell us from its mere presence?

This diploma studio will look at these fragments as if they were prisms, refracting the world that lays behind the object. We want to study MOCK-UPS in Zürich in all their characteristics and ambitions, to not only find out what they really mean—or intend to mean—but also what can be discovered if we look at these objects from the right angle, taking them seriously on every level.



Week 1 / 20.9. - 26.9.	Monday 20.09.	14:00-18:00	Hand out of program, introduction meeting, task for W2: - explore the city and find at least 3 mock-ups - observe, document, draw, talk, map...
	Wednesday 22.09.	10:00-12:00	EVENT 1: Visit to S AM, Basel. Exhibition: MOCK UP.
Week 2 / 27.9. - 3.10.	Tuesday 28.09. Wednesday 29.09.	09:00-18:00 09:00-13:00	EVENT 2: Collective exploration of all mock-ups, Zürich table crit. individual ambition: drawings and documentation of various mock-ups collective ambition: mapping of all found mock-ups task for W3: - choose 3 mock-ups that spark your interest. - relate these 3 mock-ups to the world behind it - draw, document, investigate, research...
Week 3 / 4.10. - 10.10.	Monday 04.10.	14:00-16:00	EVENT 3: BAUTEILLAGER, Stettbachstrasse 7, Dübendorf tour through the Bauteillager with Sandrine Keck.
	Thursday 07.10.	10:00-13:00	MID-TERM DEBATE of PREPARATION PHASE, with Jan de Vylder individual ambition: present 3 mock-ups, choose 1 to continue with. collective ambition: catalogue of 18 mock-ups. delivery: - coherent stories to each mock-up - argumentation for the chosen focus - drawings, photographs, models, ...
Week 4 / 11.10. - 17.10.	Tuesday 12.10. Wednesday 13.10.	10:00-13:00 10:00-11:00 13:30-15:00 15:00-16:30	work on observations. table crit. with Linda Stagni. EVENT 4: PROVISORIUMS Lecture by Silke Langenberg, EVENT 5: THE BASTILLE AND ITS COPIES Lecture by Maarten Delbeke, HG E 42 with a subsequent tour through the Graphische Sammlung,
Week 5 / 18.10. - 24.10.	Tuesday 19.10.	09:00-12:00 14:00-16:00	table crit. EVENT 6: Visit to WERK HARDWALD, AGIR AG, Unterengstringen
Week 6 / 25.10. - 31.10.			work on observations. (seminar week, no crits)
Week 7 / 1.11. - 7.11.	Wednesday 3.11.		10:00-13:00 FINAL DEBATE of PREPARATION PHASE with Jan de Vylder, Silke Langenberg, Maarten Delbeke individual ambition: presentation of 1 mock-up. delivery: - narrative / brief for elaboration phase - all necessary documents / models for the narrative
Week 8 / 8.11. - 14.11.	Tuesday 09.11	09:00-13:00	Start of ELABORATION PHASE. table crit.
Week 9 / 15.11. - 21.11.	Tuesday 16.11	09:00-13:00	work on project. table crit.
Week 10 / 22.11. - 28.11.	Wednesday 24.11.	10:00-14:00	CRIT I of ELABORATION PHASE, with Jan de Vylder, Linda Stagni
Week 11 / 29.11. - 5.12.	Tuesday 30.11.	09:00-13:00	work on project. table crit.
Week 12 / 6.12. - 12.12.	Tuesday 07.12.	09:00-13:00	work on project. table crit.
Week 13 / 13.12. - 19.12.	Tuesday 14.12.	09:00-13:00	work on project. table crit.
Week 14 / 20.12. - 26.12.	Monday 20.12.		CRIT II of ELABORATION PHASE (to be defined, with Jan de Vylder)
Week 15 / 27.12. - 2.1.			work on project.
Week 16 / 3.1. - 9.1.	Thursday 13.01.22	18:30	work on project. voluntary table crit (?) to be defined. DIPLOMA hand in.

III

OVERVIEW

preparation phase / 7 weeks collective / grade 40%

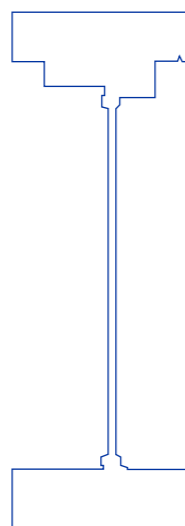

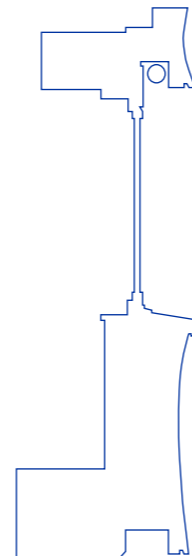
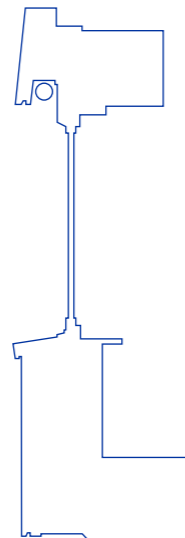
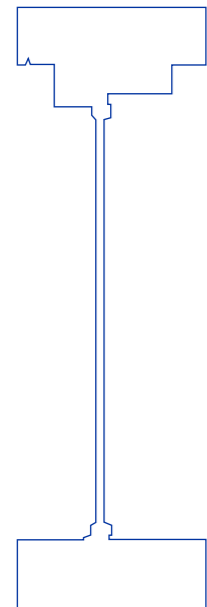


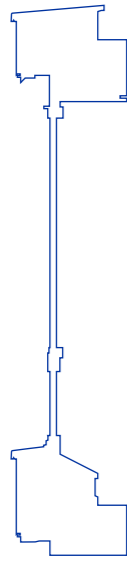
During the PREPARATION PHASE, we will debate, explore, research and investigate. The goal is to collectively gather a collection of MOCK-UPS and hereby analyse the production of the city of Zürich at this very moment. Who is building, and why? Who profits? What materials are used? The ambition is to unravel all phenomena that can be traced through observation and research starting from the physical object of the MOCK-UP - architecturally (concept to typology), technically (standards to ambitions), ecologically (resource to recycle), etc.

The work will be divided into individual phases of drawing, observing, being on site, browsing the internet, etc., and on the other hand in collective moments of exploration and debate. Site-visits with guests, model-studies and detailed drawing-studies are part of the PREPARATION PHASE. A wider understanding in a historical and political perspective, as well as in construction and building physics are the ambition.

The PREPARATION PHASE shall be finalised with an individually developed comprehensive narrative, bringing together the findings that started from the analysis of one specific MOCK-UP. These narratives should lay a basis for an architectural proposal that will be developed in the ELABORATION PHASE. The findings should give you as an architect a reason to act, to interfere and position yourself in the production of the city of today.

elaboration phase / 9 weeks individual / grade 60%

Based on the narratives developed in the PREPARATION PHASE an architectural project will be developed. Where the journey will lead shall be kept open: maybe back to the plot of the MOCK-UP, maybe next to it, or maybe even on a completely different site in the city or further away. The proposal should be seen as a reaction to the findings of the PREPARATION PHASE, be it on a material, social, ecological or any other level of your interest. Guided by the 3,33%- 33,3%-333%-attitude, we want to imagine a possible future, inspired and provoked by what we can find today.



This studio will organise moments of reflection and collective discovery in close collaboration with:

The CHAIR OF HISTORY & THEORY
of PROF. DR. MAARTEN DELBEKE
with the assistance of LINDA STAGNI

The CHAIR OF KONSTRUKTIONSERBE UND DENKMALPFLEGE
of PROF. DR. SILKE LANGENBERG,
with the assistance of RETO WASSER

8000.AGENCY
JAKOB JUNGHANSS, OLIVER BURCH, LUKAS RYFFEL

These 6 EVENTS are an opportunity for the students to discover different places of possible interest and have inputs from experts.

event 1

MOCK UP - EXHIBITION
Wednesday, 29.09.2021, 10:00-12:00
Swiss Architecture Museum, Basel.
guided visit with
ANDREAS RUBY or
ANDREAS KOFLER

event 2

MOCK-UP TOUR
Tuesday, 28.09.2021, 09:00-18:00
Zürich, with 8000.AGENCY

event 3

BAUTEILLAGER
Monday, 04.10.2021, 14:00-16:00
Stettbacherstrasse 7, Dübendorf
guided visit with
SANDRINE KECK

event 4

PROVISORIUMS
Wednesday, 13.10.2021, 10:00-11:00
lecture by
PROF. DR. SILKE LANGENBERG

event 5

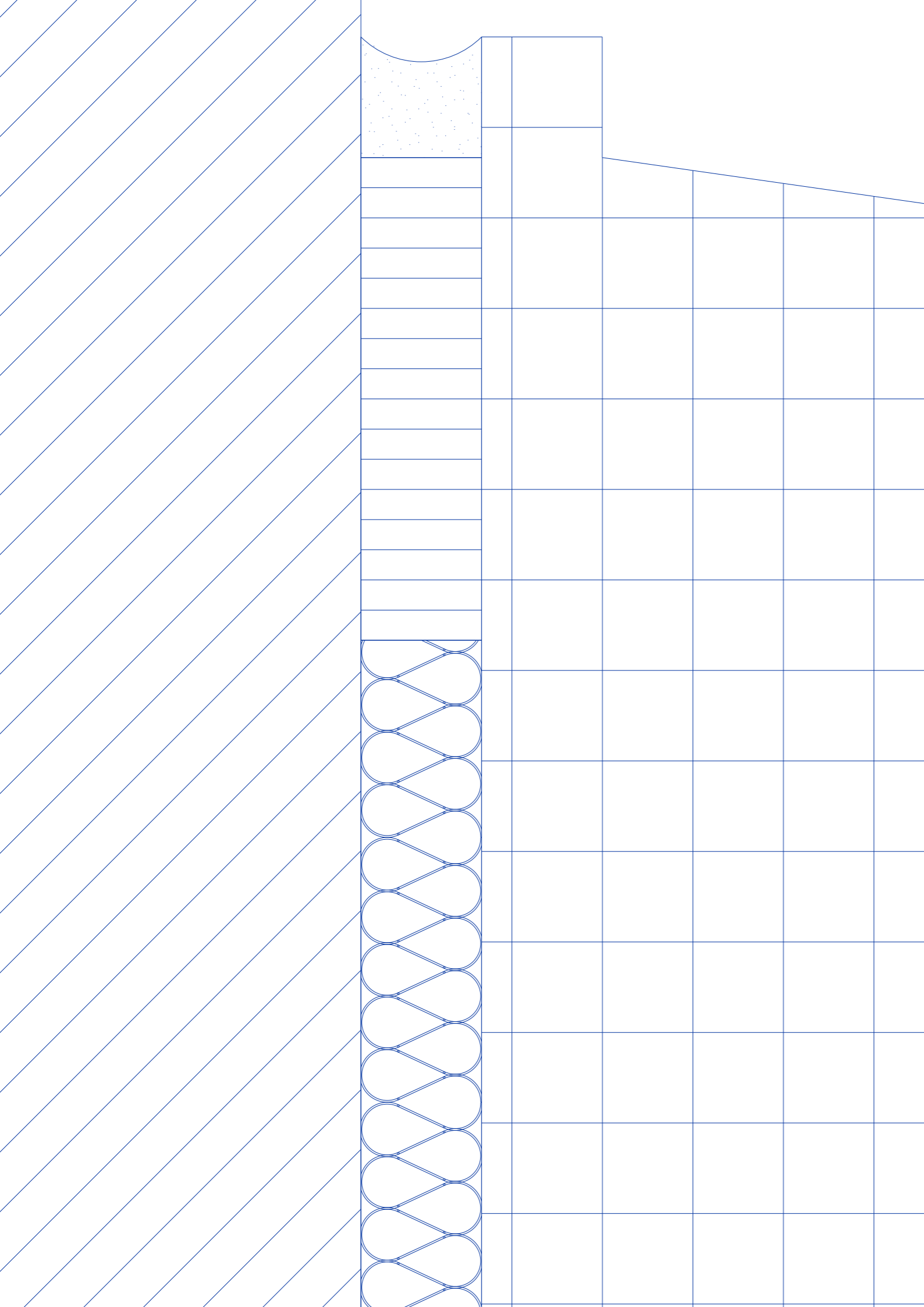
THE BASTILLE AND ITS COPIES
Wednesday, 13.10.2021, 13:30-17:00
HG E42
lecture by
PROF. DR. MAARTEN DELBEKE
with a subsequent tour through the exhibition
DIE UNTERSCHÄTZTE HORIZONTALE

event 6

WERK HARDWALD
Tuesday, 19.06.2021, 14:00-16:00
visit and tour through the Werk Hardwald,
AGIR AG, Unterengstringen.

QUESTIONS

V



The following set of questions—ordered along different topics—can be a guide to start the PREPARATION PHASE.

Image

what does the fragment want to tell you? what does it tell you? what's the ambition in terms of aesthetics? what ideology, what politics, what expression is connected to the fragment? why did they build a mock up? which fragment of the building did they choose to build? why? what are they uncertain of? what do they want to test? what image does the fragment want to transmit? prestige? humility? pride? coziness?

Ownership

who's the owner of the plot? how is this expressed in the mock up? what are the monetary values of: the site, the old/new building and the mock-up itself? who does it target to? why does it target to these users? how did the owner come about the property? why was it decided to be build?

Standards

what standards are the ambition? who are these designed for? who decided on what standards are the ambition? how is this expressed in the mock up? how sophisticated is the technical effort to achieve the standards? what labels are achieved? what do they stand for? which standards get replaced?

Cycles

what is the mock-up made of? how many materials are being used? how are they connected? what is the lifespan of the materials used? where are the materials coming from? where does the material go? where do the people go? how long does the mock-up stand? how long should the building stand? how long did a building stand there before? can the facade be reused? can it be disassembled? what's the money return?

Users

who will use it? who used to use it? is the intended use visible? how could it be used instead? who builds it? how long did it take to build it? who profits from it? who likes it? who does not like it? who has access to it? who has not?

Stories

what do people tell you about it? what do the builders tell you about it? who cares? who does not care? where do these stories lead to? what's the history of the place? who used to come here? what happened in the past? what expect people from the place in future?

