
Codebook

Swiss Mobility Panel

Wave 3

**Institute of Science, Technology and Policy
ETH Zürich**

Prof. Dr. Kay Axhausen
Prof. Dr. Thomas Bernauer
Universitätstrasse 41
8092 Zürich
Telefon: +41 44 505 13 55
E-Mail: istp-survey@ethz.ch
Web: <https://istp.ethz.ch/research/swiss-mobility-panel.html>

Data from wave 3 is to be cited as

Smith, Keith, Florian Lichtin, Stefan Wehrli, Kay Axhausen, and Thomas Bernauer. 2021. Swiss Mobility Panel Study 2020, Wave 3 Data [Dataset]. ETH Zurich - Institute of Science, Technology and Policy. Distributed by FORS, Lausanne, XXXX. doi:XXXXXXX.

Version 1.0 (last modified 08/09/2022)

Contents

| | |
|--|----------|
| Labelling Scheme | 6 |
| Missing Code Scheme | 6 |
| Question Types | 6 |
| Plots | 6 |
| Carbon Calculator | 7 |
| Question 1: Access to Car | 7 |
| w3_q1 | 7 |
| Question 2: Car Access Type | 9 |
| w3_q2 | 9 |
| Question 3: Car Type | 11 |
| w3_q3 | 11 |
| Question 4: Car Size | 13 |
| w3_q4 | 13 |
| Question 5: Car Value | 15 |
| w3_q5 | 15 |
| Question 6: Car Kilometrage | 17 |
| w3_q6 | 17 |
| Question 7: Public Transport | 19 |
| w3_q7 | 19 |
| Question 8: Public Transport Distance | 21 |
| w3_q8 | 21 |
| Question 9: Public Transport Passes | 23 |
| w3_q9x1 | 23 |
| w3_q9x2 | 25 |
| w3_q9x3 | 26 |
| w3_q9x4 | 27 |
| w3_q9x5 | 28 |
| w3_q9x6 | 29 |
| w3_q9x6_txt | 30 |
| w3_q9x7 | 31 |
| Question 10: Air Travel | 32 |
| w3_q10 | 32 |
| Question 11: Short-Haul Air Travel | 34 |
| w3_q11 | 34 |
| Question 12: Medium-Haul Air Travel | 36 |
| w3_q12 | 36 |
| Question 13: Long-Haul Air Travel | 38 |
| w3_q13 | 38 |
| Question 14: Bicycle use | 40 |
| w3_q14 | 40 |
| Question 15: Bicycle distance | 42 |
| w3_q15 | 42 |
| Question 16: Electric Bicycle distance | 44 |
| w3_q16 | 44 |
| Question 17: Electric Bicycle type | 46 |
| w3_q17 | 46 |
| Question 18: Dietary Preferences | 48 |

| | |
|---|-----------|
| w3_q18 | 48 |
| Question 19: Ownership of Primary Residence | 50 |
| w3_q19 | 50 |
| Question 20: Type of Primary Residence | 52 |
| w3_q20 | 52 |
| Question 21: Standard of Primary Residence | 54 |
| w3_q21 | 54 |
| Question 22: Household Size | 56 |
| w3_q22 | 56 |
| Question 23: Living Area | 58 |
| w3_q23 | 58 |
| Question 24: Heating Source | 60 |
| w3_q24 | 60 |
| Question 25: Solar PV | 62 |
| w3_q25 | 62 |
| Noise Exposure | 64 |
| Question 26: Exposure to Environmental Factors | 64 |
| w3_q26x1 | 64 |
| w3_q26x2 | 66 |
| w3_q26x3 | 68 |
| w3_q26x4 | 70 |
| Question 27: Window Quality | 72 |
| w3_q27 | 72 |
| Question 28: Bedroom Exposure | 74 |
| w3_q28 | 74 |
| Question 29: Living Room Exposure | 76 |
| w3_q29 | 76 |
| Climate Attitudes | 78 |
| Question 30: Cause of Climate Change | 78 |
| w3_q30 | 78 |
| Question 31: Worried about Climate Change | 80 |
| w3_q31 | 80 |
| Question 32: Personal Responsibility | 82 |
| w3_q32 | 82 |
| Question 33: Effects on Local Area (100 years) | 84 |
| w3_q33 | 84 |
| Question 34: Effects on Local Area (currently) | 86 |
| w3_q34 | 86 |
| Question 35: Ability to Reduce CO2 Emissions | 88 |
| w3_q35 | 88 |
| Question 36: Impact of Reducing CO2 Emissions | 90 |
| w3_q36 | 90 |
| Question 37: Confidence about Swiss Policies Towards Climate Change | 92 |
| w3_q37 | 92 |
| Question 38: Impact of Swiss Policies Towards Climate Change | 94 |
| w3_q38 | 94 |
| Question 39: Unstoppable Climate Change | 96 |
| w3_q39 | 96 |
| Policy Evaluation | 98 |

| | |
|--|------------|
| Question 40: Policy Measures | 98 |
| w3_q40x1 | 98 |
| w3_q40x2 | 100 |
| w3_q40x3 | 102 |
| w3_q40x4 | 104 |
| w3_q40x5 | 106 |
| w3_q40x6 | 108 |
| w3_q40x7 | 110 |
| w3_q40x8 | 112 |
| w3_q40x9 | 114 |
| w3_q40x10 | 116 |
| SVO | 118 |
| Question 41: Decision Making Experiment | 118 |
| w3_q41x1 | 118 |
| w3_q41x2 | 120 |
| w3_q41x3 | 122 |
| w3_q41x4 | 124 |
| w3_q41x5 | 126 |
| w3_q41x6 | 128 |
| Speed limit 30 (Variant 1: All Roads) | 130 |
| Question 42: Attitude towards Speed Limit 30 | 130 |
| w3_q42 | 130 |
| Question 43: Noise Reduction through Speed Limit | 132 |
| w3_q43 | 132 |
| Question 44: Traffic Slowdown through Speed Limit | 134 |
| w3_q44 | 134 |
| Question 45: Convenience Change through Speed Limit | 136 |
| w3_q45 | 136 |
| Question 46: Reduced Air Pollution through Speed Limit | 138 |
| w3_q46 | 138 |
| Question 47: More Security through Speed Limit | 140 |
| w3_q47 | 140 |
| Question 48: Public Transport Impacted by Speed Limit | 142 |
| w3_q48 | 142 |
| Speed limit 30 (Variant 2: Residential Roads) | 144 |
| Question 49: Attitude towards Speed Limit 30 | 144 |
| w3_q49 | 144 |
| Question 50: Noise Reduction through Speed Limit | 146 |
| w3_q50 | 146 |
| Question 51: Traffic Slowdown through Speed Limit | 148 |
| w3_q51 | 148 |
| Question 52: Convenience Change through Speed Limit | 150 |
| w3_q52 | 150 |
| Question 53: Reduced Air Pollution through Speed Limit | 152 |
| w3_q53 | 152 |
| Question 54: More Security through Speed Limit | 154 |
| w3_q54 | 154 |
| Question 55: Public Transport Impacted by Speed Limit | 156 |
| w3_q55 | 156 |

| | |
|---|------------|
| Commuting Behaviour | 158 |
| Question 56: Commuting to a City | 158 |
| w3_q56 | 158 |
| Question 57: Main means of Transport | 160 |
| w3_q57 | 160 |
| w3_q57_txt | 162 |
| Java | 163 |
| Question 58: Check Javascript | 163 |
| w3_q58 | 163 |
| Priority Evaluator | 165 |
| Start Data | 165 |
| w3_pe_emissions | 166 |
| w3_pe_certificate_price | 168 |
| w3_pe_start_settings | 170 |
| Output Data | 172 |
| w3_pe_end_settings | 172 |
| w3_pe_target_reached | 174 |
| w3_pe_remaining_emissions | 176 |
| w3_pe_remaining_costs | 178 |
| Meta Data (PE) | 180 |
| w3_pe_timer_submit | 180 |
| w3_pe_click_count | 182 |
| w3_pe_no_end | 184 |
| w3_pe_change | 186 |
| Question 59: Willingness to Compensate Remaining Emissions | 188 |
| w3_q59 | 188 |
| GHG efficacy | 190 |
| Question 60: Cost of Behavioural Change | 190 |
| w3_q60 | 190 |
| Question 61: Difficulty of Behavioural Change | 192 |
| w3_q61 | 192 |
| Question 62: Ability to Reduce CO ₂ -Emissions | 194 |
| w3_q62 | 194 |
| Question 63: Impact of Personal CO ₂ -Emission Reduction | 196 |
| w3_q63 | 196 |
| Question 64: Confidence about Swiss Policies Towards Climate Change | 198 |
| w3_q64 | 198 |
| Question 65: Impact about Swiss Policies Towards Climate Change | 200 |
| w3_q65 | 200 |
| Question 66: Rating of Priority Evaluator Exercise | 202 |
| w3_q66 | 202 |
| Treatment Variables | 204 |
| Survey Subgroups | 204 |
| w3_split | 204 |
| Tempo 30 Treatment | 206 |
| w3_treat_tempo30 | 206 |
| Metadata | 208 |
| Survey Version | 208 |

| | |
|--|-----|
| w3_survey_version | 208 |
| Error Flag: Forced Tempo 30 | 210 |
| w3_forced_tempo30 | 210 |
| Error Flag: No Policy Evaluation | 212 |
| w3_no_policy | 212 |
| Survey Language | 214 |
| w3_lang | 214 |
| Start Date | 216 |
| w3_start | 216 |
| End Date | 217 |
| w3_end | 217 |
| Personal ID | 218 |
| w3_pid | 218 |
| Survey Duration | 219 |
| w3_surveytime | 219 |
| Major Region | 220 |
| w3_bigreg | 220 |
| Weight | 222 |
| w3_weight | 222 |

Labelling Scheme

The coding of variable labels follows a uniform scheme. The first two digits denote the wave. For example, for all variables gathered in the first wave, every variable starts with the two identical digits `w1_*`, accordingly with `w8_*` for the eighth wave.

The subsequent digits indicate the number of the question, equivalent to its position in the questionnaire. For example, `w8_q11` denotes Question 11 of Wave 8 questionnaire. A similar labelling applies to treatment variables or meta data variables. For example, `w8_lang` refers to the language of Wave 8 questionnaire, while `w8_treat1` defines the first of several treatments applied in Wave 8. When the order of questions was randomized for respondents, this is mentioned explicitly.

The last few digits determine the position of an item or answer option in case of an item battery or multiple-answer question. For example, questions might allow multiple answers coded as binary variables for the respective answer choice. Likewise, there are many matrix questions that comprise several items. For example, `w8_q11x3` would denote Item 3 from Question 11 in Wave 8. When the order of items was randomized for respondents, this is mentioned explicitly.

Missing Code Scheme

If applicable, missing values are coded as follows:

| | |
|-----|--|
| -22 | not in panel |
| -33 | unit nonresponse |
| -44 | missing by m.o.p. |
| -55 | missing by technical error |
| -66 | missing by design |
| -77 | not reached |
| -88 | missing by filter |
| -97 | nonvalid answer in survey (e.g. ambiguous) |
| -99 | item nonresponse |

Question Types

The given question types explain the way respondents were allowed to answer a specific question. This is, either selecting a limited (single choice) or open (multiple choice) number of response options from a given list, inserting text or numeric values in open text boxes, or showing one's opinion via rating on a predefined continuum. Two (question) types do not result from respondents' answers. Treatments were predefined and meta data record basic information on individual survey rounds and respondents.

Plots

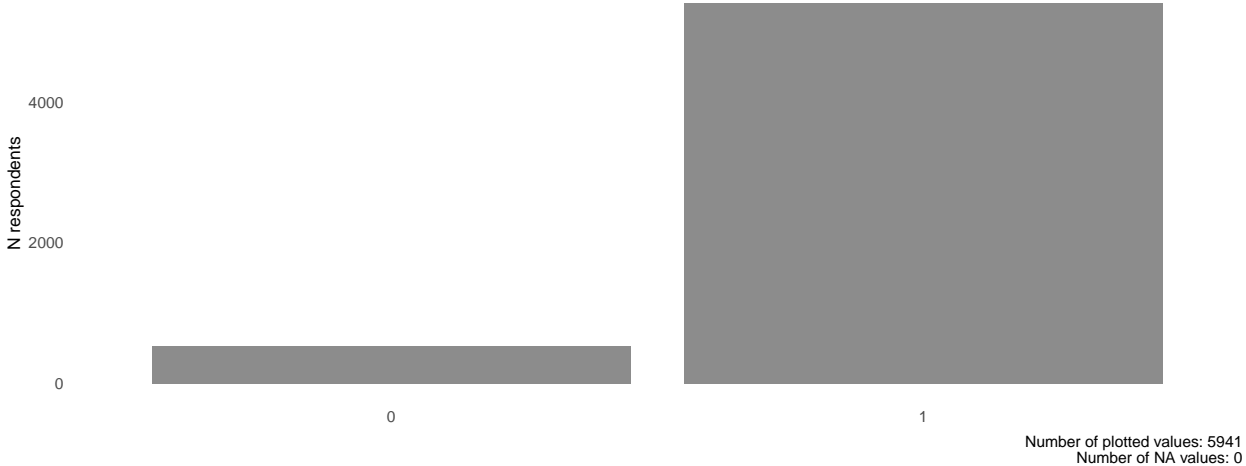
Each question is followed by a plot that summarizes the recorded answers. The plot also indicates the number of NA values, which includes all [missing values](#). For multiple choice questions, the plot is shown in the beginning of the question documentation and gives an overview over all possible answers.

Carbon Calculator

Question 1: Access to Car

w3_q1

| | |
|--------------------------|---|
| Variable name | w3_q1 |
| Variable label | Car access - General |
| Dataset | smp_w3 |
| Item source | Swiss Mobility Panel Wave 3 |
| Question type | Single Choice |
| Intro text | In the first section, we will ask you questions about different behaviours and living conditions that use fossil fuels. Fossil fuels are energy sources such as natural gas, coal, diesel and petrol (gasoline). Using fossil fuels emits carbon dioxide (CO ₂), which is identified as a main cause of climate change. Your answers to the following questions will be used to estimate how much CO ₂ emissions you produce per year. |
| Intro text (DE) | In diesem ersten Abschnitt werden wir Ihnen Fragen über verschiedene Verhaltensweisen und Lebensbedingungen stellen, welche zum Verbrauch fossiler Brennstoffe führen. Fossile Brennstoffe sind Energieträger wie z.B. Erdgas, Kohle, Diesel und Benzin. Der Verbrauch fossiler Brennstoffe führt zur Freisetzung von Kohlenstoffdioxid (CO ₂), was als eine Hauptursache des Klimawandels angesehen wird. Anhand Ihrer Antworten auf die folgenden Fragen wird geschätzt, wie viel CO ₂ -Emissionen Sie pro Jahr verursachen. |
| Instruction | |
| Instruction (DE) | |
| Question text | Do you have access to a car? |
| Question text (DE) | Haben Sie Zugang zu einem Auto? |
| Item text | |
| Item text (DE) | |
| Value Labels | |
| 0 | No |
| 1 | Yes |
| Value Labels (DE) | |
| 0 (DE) | Nein |
| 1 (DE) | Ja |
| <i>Missing Labels</i> | |
| -22 | not in panel |
| -33 | unit nonresponse |
| -44 | missing by m.o.p. |
| -55 | missing by technical error |
| -66 | missing by design |
| -77 | not reached |
| -88 | missing by filter |
| -97 | nonvalid answer in survey (e.g. ambiguous) |
| -99 | item nonresponse |



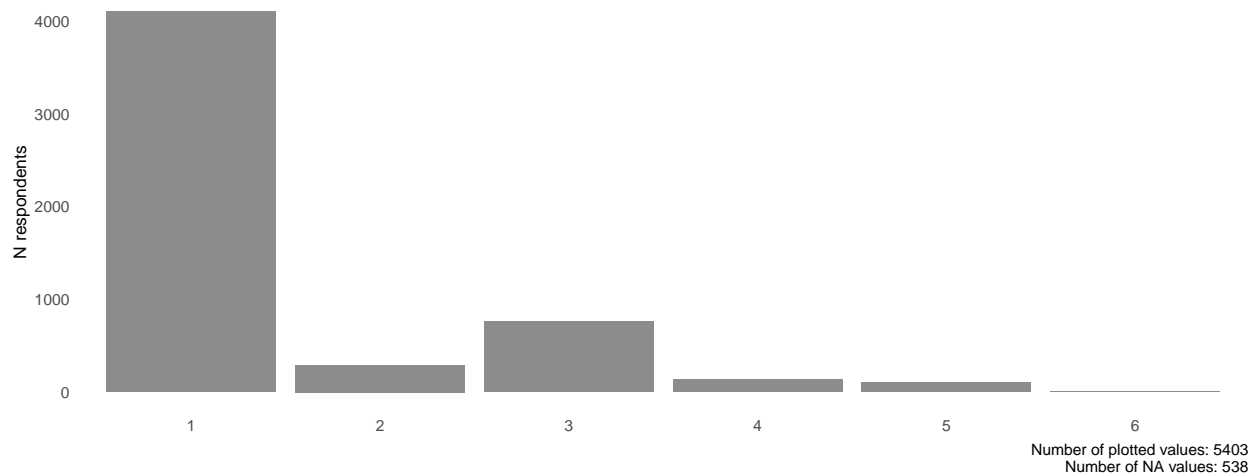
Question 2: Car Access Type

w3_q2

| | |
|--------------------------|---|
| Variable name | w3_q2 |
| Variable label | Car access type |
| Dataset | smp_w3 |
| Item source | Swiss Mobility Panel Wave 3 |
| Question type | Single Choice |
| Intro text | In the first section, we will ask you questions about different behaviours and living conditions that use fossil fuels. Fossil fuels are energy sources such as natural gas, coal, diesel and petrol (gasoline). Using fossil fuels emits carbon dioxide (CO ₂), which is identified as a main cause of climate change. Your answers to the following questions will be used to estimate how much CO ₂ emissions you produce per year. |
| Intro text (DE) | In diesem ersten Abschnitt werden wir Ihnen Fragen über verschiedene Verhaltensweisen und Lebensbedingungen stellen, welche zum Verbrauch fossiler Brennstoffe führen. Fossile Brennstoffe sind Energieträger wie z.B. Erdgas, Kohle, Diesel und Benzin. Der Verbrauch fossiler Brennstoffe führt zur Freisetzung von Kohlenstoffdioxid (CO ₂), was als eine Hauptursache des Klimawandels angesehen wird. Anhand Ihrer Antworten auf die folgenden Fragen wird geschätzt, wie viel CO ₂ -Emissionen Sie pro Jahr verursachen. |
| Instruction | |
| Instruction (DE) | |
| Question text | Which of the following best describes the car that you use the most? |
| Question text (DE) | Was beschreibt die Art des Zugangs zu dem von Ihnen meistgenutzten Auto am besten? |
| Item text | |
| Item text (DE) | |
| Value Labels | |
| 1 | I own a car. |
| 2 | I have a company car. |
| 3 | Someone in my household owns a car that I can use when necessary. |
| 4 | Someone outside my household owns a car that I can use when necessary. |
| 5 | I am a member of a car-sharing organization (e.g. Mobility). |
| 6 | I rent a car several times a year. |
| Value Labels (DE) | |
| 1 (DE) | Ich besitze ein Auto. |
| 2 (DE) | Ich besitze einen Dienstwagen/ein Geschäftsauto. |
| 3 (DE) | Jemand in meinem Haushalt besitzt ein Auto, das ich bei Bedarf nutzen kann. |
| 4 (DE) | Jemand ausserhalb meines Haushalts besitzt ein Auto, das ich bei Bedarf nutzen kann. |
| 5 (DE) | Ich bin Mitglied einer Car-Sharing Organisation (z.B. Mobility). |
| 6 (DE) | Ich miete mehrmals im Jahr ein Auto. |
| Missing Labels | |
| -22 | not in panel |
| -33 | unit nonresponse |
| -44 | missing by m.o.p. |
| -55 | missing by technical error |

| | |
|-----|--|
| -66 | missing by design |
| -77 | not reached |
| -88 | missing by filter |
| -97 | nonvalid answer in survey (e.g. ambiguous) |
| -99 | item nonresponse |

This question was only displayed to respondents if they answered that they have access to a car in [question 1](#).

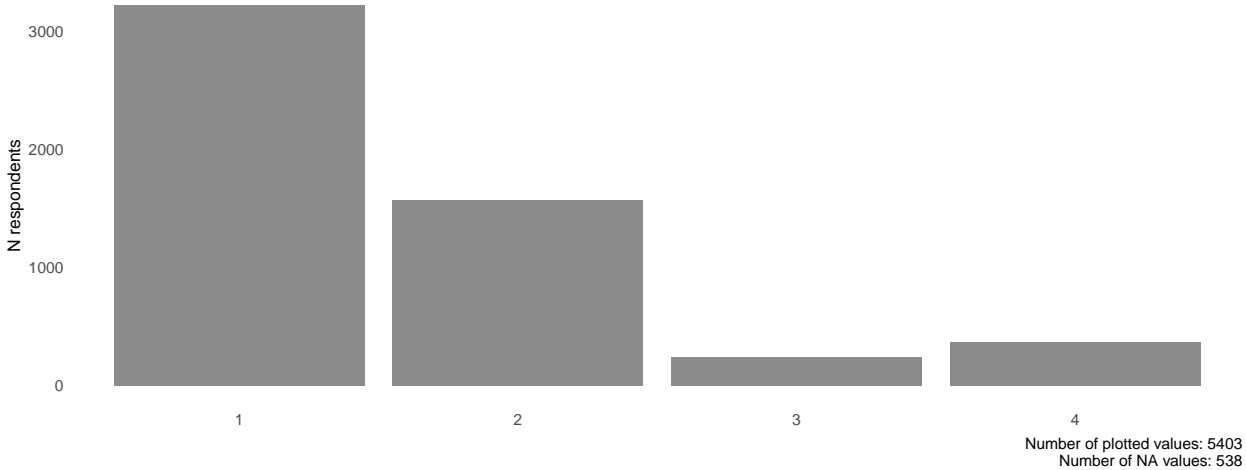


Question 3: Car Type

w3_q3

| | |
|--------------------------|---|
| Variable name | w3_q3 |
| Variable label | Type of car |
| Dataset | smp_w3 |
| Item source | Swiss Mobility Panel Wave 3 |
| Question type | Single Choice |
| Intro text | In the first section, we will ask you questions about different behaviours and living conditions that use fossil fuels. Fossil fuels are energy sources such as natural gas, coal, diesel and petrol (gasoline). Using fossil fuels emits carbon dioxide (CO ₂), which is identified as a main cause of climate change. Your answers to the following questions will be used to estimate how much CO ₂ emissions you produce per year. |
| Intro text (DE) | In diesem ersten Abschnitt werden wir Ihnen Fragen über verschiedene Verhaltensweisen und Lebensbedingungen stellen, welche zum Verbrauch fossiler Brennstoffe führen. Fossile Brennstoffe sind Energieträger wie z.B. Erdgas, Kohle, Diesel und Benzin. Der Verbrauch fossiler Brennstoffe führt zur Freisetzung von Kohlenstoffdioxid (CO ₂), was als eine Hauptursache des Klimawandels angesehen wird. Anhand Ihrer Antworten auf die folgenden Fragen wird geschätzt, wie viel CO ₂ -Emissionen Sie pro Jahr verursachen. |
| Instruction | |
| Instruction (DE) | |
| Question text | Which of the following best describes the type of car that you use the most? |
| Question text (DE) | Welchen Antriebstyp hat das von Ihnen meistgenutzte Auto? |
| Item text | |
| Item text (DE) | |
| Value Labels | |
| 1 | Petrol (gas) engine |
| 2 | Diesel engine |
| 3 | Electric motor (solely electric battery powered) |
| 4 | (Plug-In) Hybrid: Combinaton of electric motor and petrol or diesel engine |
| Value Labels (DE) | |
| 1 (DE) | Benzinmotor |
| 2 (DE) | Dieselmotor |
| 3 (DE) | Elektromotor (rein batterieelektrisch betriebenes Auto) |
| 4 (DE) | (Plug-In) Hybrid: Kombination aus Elektromotor und Benzin- oder Dieselmotor |
| <i>Missing Labels</i> | |
| -22 | not in panel |
| -33 | unit nonresponse |
| -44 | missing by m.o.p. |
| -55 | missing by technical error |
| -66 | missing by design |
| -77 | not reached |
| -88 | missing by filter |
| -97 | nonvalid answer in survey (e.g. ambiguous) |
| -99 | item nonresponse |

This question was only displayed to respondents if they answered that they have access to a car in [question 1](#).




Question 4: Car Size

w3_q4

| | |
|--------------------------|---|
| Variable name | w3_q4 |
| Variable label | Car size |
| Dataset | smp_w3 |
| Item source | Swiss Mobility Panel Wave 3 |
| Question type | Single Choice |
| Intro text | In the first section, we will ask you questions about different behaviours and living conditions that use fossil fuels. Fossil fuels are energy sources such as natural gas, coal, diesel and petrol (gasoline). Using fossil fuels emits carbon dioxide (CO ₂), which is identified as a main cause of climate change. Your answers to the following questions will be used to estimate how much CO ₂ emissions you produce per year. |
| Intro text (DE) | In diesem ersten Abschnitt werden wir Ihnen Fragen über verschiedene Verhaltensweisen und Lebensbedingungen stellen, welche zum Verbrauch fossiler Brennstoffe führen. Fossile Brennstoffe sind Energieträger wie z.B. Erdgas, Kohle, Diesel und Benzin. Der Verbrauch fossiler Brennstoffe führt zur Freisetzung von Kohlenstoffdioxid (CO ₂), was als eine Hauptursache des Klimawandels angesehen wird. Anhand Ihrer Antworten auf die folgenden Fragen wird geschätzt, wie viel CO ₂ -Emissionen Sie pro Jahr verursachen. |
| Instruction | |
| Instruction (DE) | |
| Question text | What size classification best fits the car that you use the most? |
| Question text (DE) | Welche Grössenklassifizierung passt am besten zu dem Auto, das Sie am häufigsten benutzen? |
| Item text | |
| Item text (DE) | |
| Value Labels | |
| 1 | Compact: hatchback (e.g. VW Polo, Skoda Fabia, Renault Zoe) |
| 2 | Intermediate: Sedan, combi (e.g. Skoda Octavia, Mercedes-Benz A-Klasse, VW Golf) |
| 3 | Large: SUV, Van, Truck, Sports car (e.g. VW Tiguan, Seat Ateca, Porsche 911) |
| Value Labels (DE) | |
| 1 (DE) | Klein: Kleinst- und Kleinwagen (z.B. VW Polo, Skoda Fabia, Renault Zoe) |
| 2 (DE) | Mittel: Limousine, Kombi (z.B. Skoda Octavia, Mercedes-Benz A-Klasse, VW Golf) |
| 3 (DE) | Gross: SUV, Van, Truck, Sportwagen (z.B. VW Tiguan, Seat Ateca, Porsche 911) |
| <i>Missing Labels</i> | |
| -22 | not in panel |
| -33 | unit nonresponse |
| -44 | missing by m.o.p. |
| -55 | missing by technical error |
| -66 | missing by design |
| -77 | not reached |
| -88 | missing by filter |
| -97 | nonvalid answer in survey (e.g. ambiguous) |
| -99 | item nonresponse |

This question was only displayed to respondents if they answered that they have access to a car in [question 1](#).



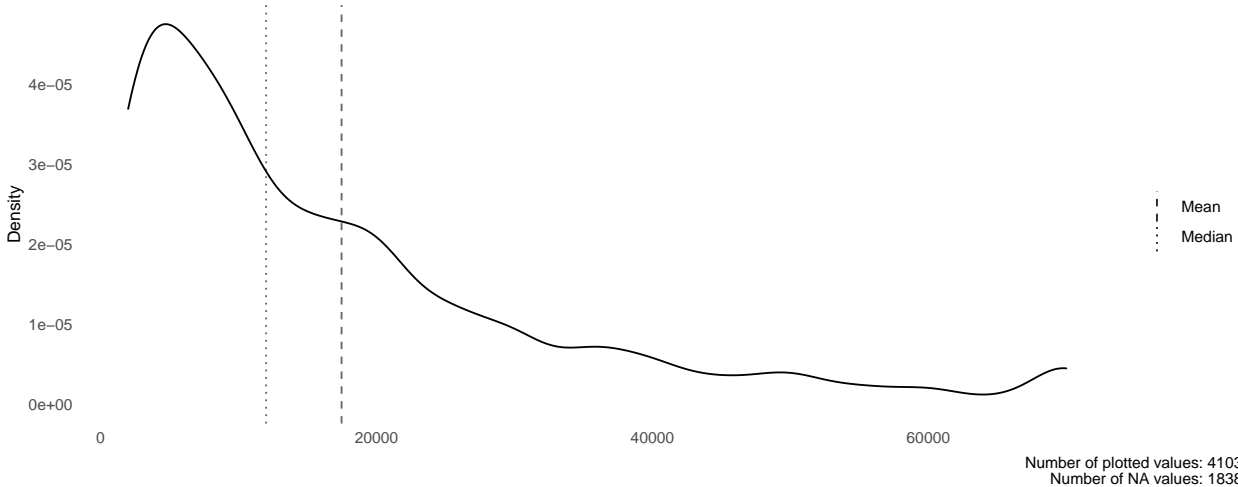
Question 5: Car Value

w3_q5

| | |
|-----------------------|---|
| Variable name | w3_q5 |
| Variable label | Car value |
| Dataset | smp_w3 |
| Item source | Swiss Mobility Panel Wave 3 |
| Question type | Single Choice (Slider) |
| Intro text | In the first section, we will ask you questions about different behaviours and living conditions that use fossil fuels. Fossil fuels are energy sources such as natural gas, coal, diesel and petrol (gasoline). Using fossil fuels emits carbon dioxide (CO ₂), which is identified as a main cause of climate change. Your answers to the following questions will be used to estimate how much CO ₂ emissions you produce per year. |
| Intro text (DE) | In diesem ersten Abschnitt werden wir Ihnen Fragen über verschiedene Verhaltensweisen und Lebensbedingungen stellen, welche zum Verbrauch fossiler Brennstoffe führen. Fossile Brennstoffe sind Energieträger wie z.B. Erdgas, Kohle, Diesel und Benzin. Der Verbrauch fossiler Brennstoffe führt zur Freisetzung von Kohlenstoffdioxid (CO ₂), was als eine Hauptursache des Klimawandels angesehen wird. Anhand Ihrer Antworten auf die folgenden Fragen wird geschätzt, wie viel CO ₂ -Emissionen Sie pro Jahr verursachen. |
| Instruction | Please estimate as best as you can. |
| Instruction (DE) | Schätzen Sie bitte so genau wie möglich. |
| Question text | What is the current value of your car in CHF? The current value is the amount you would expect to receive if you were to sell your car today. |
| Question text (DE) | Wie hoch ist der aktuelle Wert Ihres Autos in CHF? Der aktuelle Wert ist der Betrag, den Sie erhalten würden, wenn Sie Ihr Auto heute verkaufen würden. |
| Item text | in CHF |
| Item text (DE) | in CHF |
| <i>Missing Labels</i> | |
| -22 | not in panel |
| -33 | unit nonresponse |
| -44 | missing by m.o.p. |
| -55 | missing by technical error |
| -66 | missing by design |
| -77 | not reached |
| -88 | missing by filter |
| -97 | nonvalid answer in survey (e.g. ambiguous) |
| -99 | item nonresponse |

This question was only displayed to respondents if they answered that they own a car in [question 2](#).

This question displayed a slider with 35 options, ranging from 2'000 CHF to 70'000+ CHF (in steps of 2'000 CHF). We register the chosen value numerically.



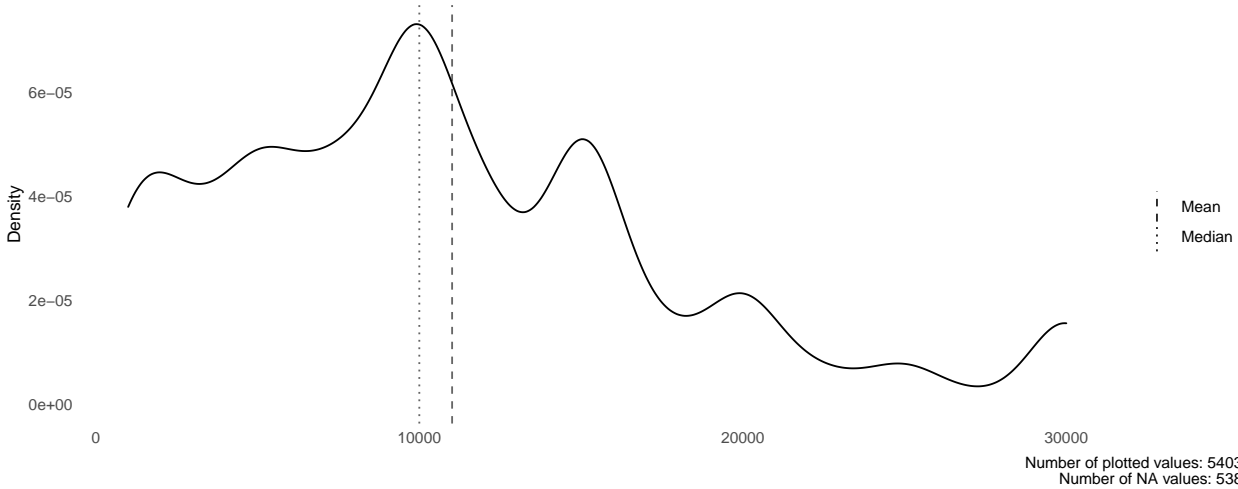
Question 6: Car Kilometrage

w3_q6

| | |
|-----------------------|---|
| Variable name | w3_q6 |
| Variable label | Kilometre reading |
| Dataset | smp_w3 |
| Item source | Swiss Mobility Panel Wave 3 |
| Question type | Single Choice (Slider) |
| Intro text | In the first section, we will ask you questions about different behaviours and living conditions that use fossil fuels. Fossil fuels are energy sources such as natural gas, coal, diesel and petrol (gasoline). Using fossil fuels emits carbon dioxide (CO ₂), which is identified as a main cause of climate change. Your answers to the following questions will be used to estimate how much CO ₂ emissions you produce per year. |
| Intro text (DE) | In diesem ersten Abschnitt werden wir Ihnen Fragen über verschiedene Verhaltensweisen und Lebensbedingungen stellen, welche zum Verbrauch fossiler Brennstoffe führen. Fossile Brennstoffe sind Energieträger wie z.B. Erdgas, Kohle, Diesel und Benzin. Der Verbrauch fossiler Brennstoffe führt zur Freisetzung von Kohlenstoffdioxid (CO ₂), was als eine Hauptursache des Klimawandels angesehen wird. Anhand Ihrer Antworten auf die folgenden Fragen wird geschätzt, wie viel CO ₂ -Emissionen Sie pro Jahr verursachen. |
| Instruction | Please estimate as best as you can. |
| Instruction (DE) | Schätzen Sie bitte so genau wie möglich. |
| Question text | How many kilometres do you normally travel in total per year with the car you use most? |
| Question text (DE) | Wie viele Kilometer legen Sie pro Jahr normalerweise insgesamt mit dem von Ihnen meist genutzten Auto zurück? |
| Item text | in kilometers |
| Item text (DE) | in Kilometer |
| <i>Missing Labels</i> | |
| -22 | not in panel |
| -33 | unit nonresponse |
| -44 | missing by m.o.p. |
| -55 | missing by technical error |
| -66 | missing by design |
| -77 | not reached |
| -88 | missing by filter |
| -97 | nonvalid answer in survey (e.g. ambiguous) |
| -99 | item nonresponse |

This question was only displayed to respondents if they answered that they have access to a car in [question 1](#).

This question displayed a slider with 30 options, ranging from 1'000 km to 30'000+ km (in steps of 1'000 km). We register the chosen value numerically.



Question 7: Public Transport

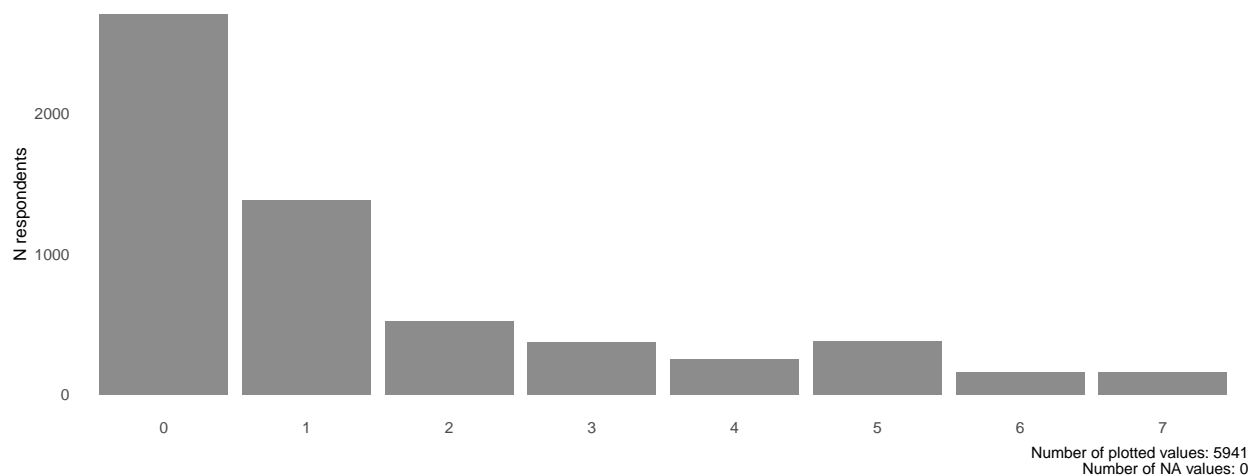
w3_q7

| | |
|--------------------------|---|
| Variable name | w3_q7 |
| Variable label | Frequency Public Transport Use |
| Dataset | smp_w3 |
| Item source | Swiss Mobility Panel Wave 3 |
| Question type | Single Choice |
| Intro text | In the first section, we will ask you questions about different behaviours and living conditions that use fossil fuels. Fossil fuels are energy sources such as natural gas, coal, diesel and petrol (gasoline). Using fossil fuels emits carbon dioxide (CO ₂), which is identified as a main cause of climate change. Your answers to the following questions will be used to estimate how much CO ₂ emissions you produce per year. |
| Intro text (DE) | In diesem ersten Abschnitt werden wir Ihnen Fragen über verschiedene Verhaltensweisen und Lebensbedingungen stellen, welche zum Verbrauch fossiler Brennstoffe führen. Fossile Brennstoffe sind Energieträger wie z.B. Erdgas, Kohle, Diesel und Benzin. Der Verbrauch fossiler Brennstoffe führt zur Freisetzung von Kohlenstoffdioxid (CO ₂), was als eine Hauptursache des Klimawandels angesehen wird. Anhand Ihrer Antworten auf die folgenden Fragen wird geschätzt, wie viel CO ₂ -Emissionen Sie pro Jahr verursachen. |
| Instruction | |
| Instruction (DE) | |
| Question text | In a typical week, outside the holiday season, how often do you normally use public transportation (i.e. train, bus, tram)? |
| Question text (DE) | Wie häufig reisen Sie mit öffentlichen Verkehrsmitteln in einer normalen Woche ausserhalb der Ferienzeit (zum Beispiel Zug, Bus, Tram)? |
| Item text | |
| Item text (DE) | |
| Value Labels | |
| 0 | Never |
| 1 | 1 day per week |
| 2 | 2 days per week |
| 3 | 3 days per week |
| 4 | 4 days per week |
| 5 | 5 days per week |
| 6 | 6 days per week |
| 7 | 7 days per week |
| Value Labels (DE) | |
| 0 (DE) | Nie |
| 1 (DE) | 1 Tag pro Woche |
| 2 (DE) | 2 Tage pro Woche |
| 3 (DE) | 3 Tage pro Woche |
| 4 (DE) | 4 Tage pro Woche |
| 5 (DE) | 5 Tage pro Woche |
| 6 (DE) | 6 Tage pro Woche |
| 7 (DE) | 6 Tage pro Woche |

Missing Labels

| | |
|-----|--|
| -22 | not in panel |
| -33 | unit nonresponse |
| -44 | missing by m.o.p. |
| -55 | missing by technical error |
| -66 | missing by design |
| -77 | not reached |
| -88 | missing by filter |
| -97 | nonvalid answer in survey (e.g. ambiguous) |
| -99 | item nonresponse |

The German translation of this question was suffering an error in the value label of option 7: It stated 6 days instead of 7 days

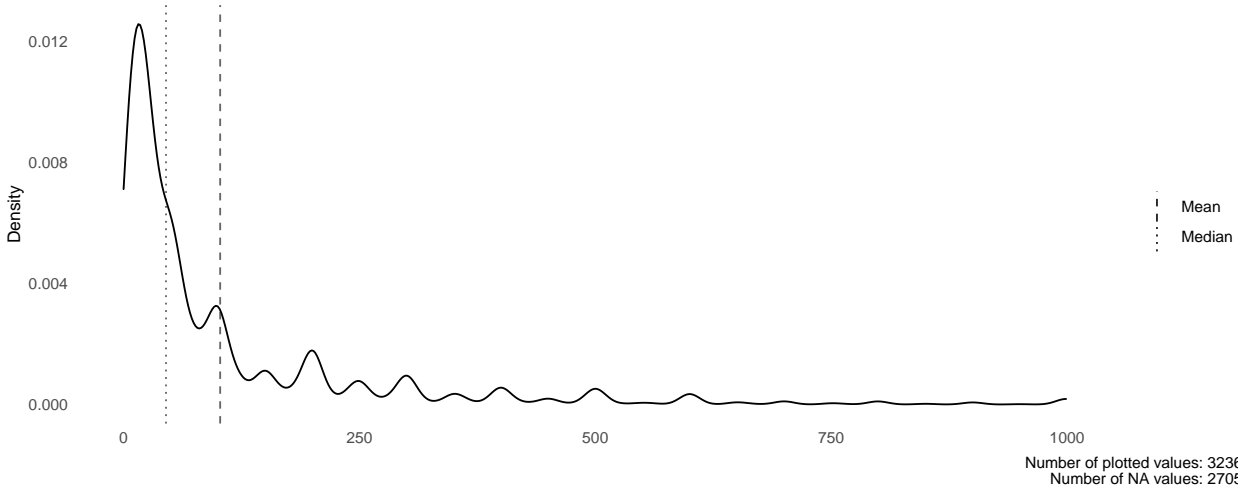


Question 8: Public Transport Distance

w3_q8

| | |
|-----------------------|---|
| Variable name | w3_q8 |
| Variable label | Weekly Kilometre on PT |
| Dataset | smp_w3 |
| Item source | Swiss Mobility Panel Wave 3 |
| Question type | Open Text Box (Numeric) |
| Intro text | In the first section, we will ask you questions about different behaviours and living conditions that use fossil fuels. Fossil fuels are energy sources such as natural gas, coal, diesel and petrol (gasoline). Using fossil fuels emits carbon dioxide (CO ₂), which is identified as a main cause of climate change. Your answers to the following questions will be used to estimate how much CO ₂ emissions you produce per year. |
| Intro text (DE) | In diesem ersten Abschnitt werden wir Ihnen Fragen über verschiedene Verhaltensweisen und Lebensbedingungen stellen, welche zum Verbrauch fossiler Brennstoffe führen. Fossile Brennstoffe sind Energieträger wie z.B. Erdgas, Kohle, Diesel und Benzin. Der Verbrauch fossiler Brennstoffe führt zur Freisetzung von Kohlenstoffdioxid (CO ₂), was als eine Hauptursache des Klimawandels angesehen wird. Anhand Ihrer Antworten auf die folgenden Fragen wird geschätzt, wie viel CO ₂ -Emissionen Sie pro Jahr verursachen. |
| Instruction | Please estimate as best as you can. |
| Instruction (DE) | Schätzen Sie bitte so genau wie möglich. |
| Question text | In a typical week outside the holiday season, how many kilometres do you normally ride on public transportation (i.e. train, bus, tram)? |
| Question text (DE) | Wie viele Kilometer fahren Sie normalerweise in einer typischen Woche ausserhalb der Ferienzeit mit öffentlichen Verkehrsmitteln (zum Beispiel Zug, Bus, Tram)? |
| Item text | |
| Item text (DE) | |
| <i>Missing Labels</i> | |
| -22 | not in panel |
| -33 | unit nonresponse |
| -44 | missing by m.o.p. |
| -55 | missing by technical error |
| -66 | missing by design |
| -77 | not reached |
| -88 | missing by filter |
| -97 | nonvalid answer in survey (e.g. ambiguous) |
| -99 | item nonresponse |

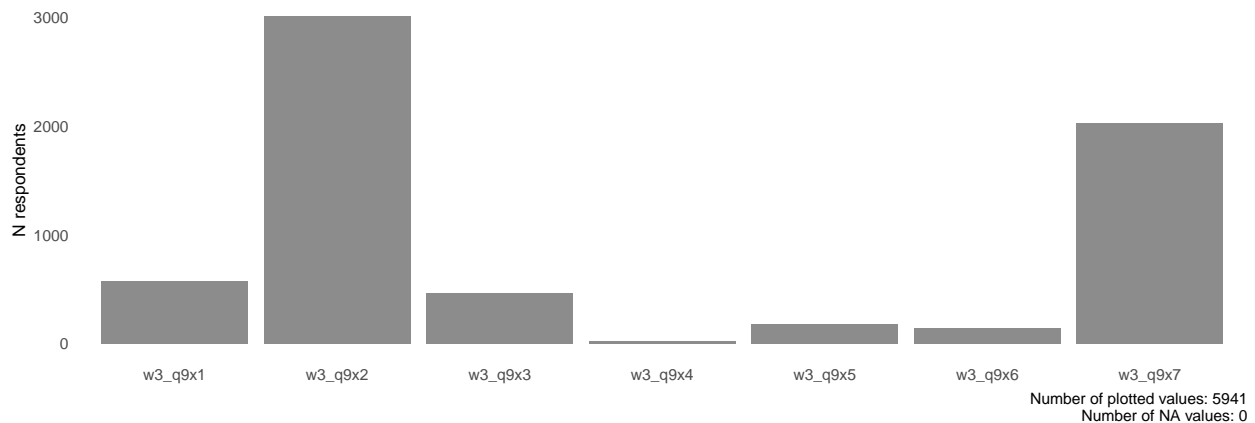
This question was only displayed to respondents if they answered that they use public transport at least 1 per week in [question 7](#). The valid range was from 0 to 999 km.



Question 9: Public Transport Passes

Summary Plot for Multiple Choice Question

See description of the different options on the following pages



w3_q9x1

| | |
|--------------------|---|
| Variable name | w3_q9x1 |
| Variable label | Public Transit Pass - GA |
| Dataset | smp_w3 |
| Item source | Swiss Mobility Panel Wave 3 |
| Question type | Multiple Choice |
| Intro text | In the first section, we will ask you questions about different behaviours and living conditions that use fossil fuels. Fossil fuels are energy sources such as natural gas, coal, diesel and petrol (gasoline). Using fossil fuels emits carbon dioxide (CO ₂), which is identified as a main cause of climate change. Your answers to the following questions will be used to estimate how much CO ₂ emissions you produce per year. |
| Intro text (DE) | In diesem ersten Abschnitt werden wir Ihnen Fragen über verschiedene Verhaltensweisen und Lebensbedingungen stellen, welche zum Verbrauch fossiler Brennstoffe führen. Fossile Brennstoffe sind Energieträger wie z.B. Erdgas, Kohle, Diesel und Benzin. Der Verbrauch fossiler Brennstoffe führt zur Freisetzung von Kohlenstoffdioxid (CO ₂), was als eine Hauptursache des Klimawandels angesehen wird. Anhand Ihrer Antworten auf die folgenden Fragen wird geschätzt, wie viel CO ₂ -Emissionen Sie pro Jahr verursachen. |
| Instruction | |
| Instruction (DE) | |
| Question text | Do you currently hold any annual public transit passes/travel cards (i.e. bus, trains, trams)? Please select all of the following answers that apply (multiple responses are possible). |
| Question text (DE) | Besitzen Sie eines oder mehrere Abonnemente für den öffentlichen Verkehr (zum Beispiel Zug, Bus, Tram)? Bitte kreuzen Sie alle zutreffenden Antworten an (Mehrfachantworten möglich). |
| Item text | General-Abonnement (GA Travelcard) |
| Item text (DE) | General-Abonnement (GA) |

Value Labels

0 Not selected

| | |
|--------------------------|--|
| 1 | Selected |
| Value Labels (DE) | |
| 0 (DE) | Nicht markiert |
| 1 (DE) | Markiert |
| <i>Missing Labels</i> | |
| -22 | not in panel |
| -33 | unit nonresponse |
| -44 | missing by m.o.p. |
| -55 | missing by technical error |
| -66 | missing by design |
| -77 | not reached |
| -88 | missing by filter |
| -97 | nonvalid answer in survey (e.g. ambiguous) |
| -99 | item nonresponse |

This option was an exclusive answer.

w3_q9x2

| | |
|--------------------------|---|
| Variable name | w3_q9x2 |
| Variable label | Public Transit Pass - Halbtax |
| Dataset | smp_w3 |
| Item source | Swiss Mobility Panel Wave 3 |
| Question type | Multiple Choice |
| Intro text | In the first section, we will ask you questions about different behaviours and living conditions that use fossil fuels. Fossil fuels are energy sources such as natural gas, coal, diesel and petrol (gasoline). Using fossil fuels emits carbon dioxide (CO ₂), which is identified as a main cause of climate change. Your answers to the following questions will be used to estimate how much CO ₂ emissions you produce per year. |
| Intro text (DE) | In diesem ersten Abschnitt werden wir Ihnen Fragen über verschiedene Verhaltensweisen und Lebensbedingungen stellen, welche zum Verbrauch fossiler Brennstoffe führen. Fossile Brennstoffe sind Energieträger wie z.B. Erdgas, Kohle, Diesel und Benzin. Der Verbrauch fossiler Brennstoffe führt zur Freisetzung von Kohlenstoffdioxid (CO ₂), was als eine Hauptursache des Klimawandels angesehen wird. Anhand Ihrer Antworten auf die folgenden Fragen wird geschätzt, wie viel CO ₂ -Emissionen Sie pro Jahr verursachen. |
| Instruction | |
| Instruction (DE) | |
| Question text | Do you currently hold any annual public transit passes/travel cards (i.e. bus, trains, trams)? Please select all of the following answers that apply (multiple responses are possible). |
| Question text (DE) | Besitzen Sie eines oder mehrere Abonnemente für den öffentlichen Verkehr (zum Beispiel Zug, Bus, Tram)? Bitte kreuzen Sie alle zutreffenden Antworten an (Mehrfachantworten möglich). |
| Item text | Halbtax Abonnement (Half Fare Travelcard) |
| Item text (DE) | Halbtax-Abonnement |
| Value Labels | |
| 0 | Not selected |
| 1 | Selected |
| Value Labels (DE) | |
| 0 (DE) | Nicht markiert |
| 1 (DE) | Markiert |
| <i>Missing Labels</i> | |
| -22 | not in panel |
| -33 | unit nonresponse |
| -44 | missing by m.o.p. |
| -55 | missing by technical error |
| -66 | missing by design |
| -77 | not reached |
| -88 | missing by filter |
| -97 | nonvalid answer in survey (e.g. ambiguous) |
| -99 | item nonresponse |

w3_q9x3

| | |
|--------------------------|---|
| Variable name | w3_q9x3 |
| Variable label | Public Transit Pass - Regional |
| Dataset | smp_w3 |
| Item source | Swiss Mobility Panel Wave 3 |
| Question type | Multiple Choice |
| Intro text | In the first section, we will ask you questions about different behaviours and living conditions that use fossil fuels. Fossil fuels are energy sources such as natural gas, coal, diesel and petrol (gasoline). Using fossil fuels emits carbon dioxide (CO ₂), which is identified as a main cause of climate change. Your answers to the following questions will be used to estimate how much CO ₂ emissions you produce per year. |
| Intro text (DE) | In diesem ersten Abschnitt werden wir Ihnen Fragen über verschiedene Verhaltensweisen und Lebensbedingungen stellen, welche zum Verbrauch fossiler Brennstoffe führen. Fossile Brennstoffe sind Energieträger wie z.B. Erdgas, Kohle, Diesel und Benzin. Der Verbrauch fossiler Brennstoffe führt zur Freisetzung von Kohlenstoffdioxid (CO ₂), was als eine Hauptursache des Klimawandels angesehen wird. Anhand Ihrer Antworten auf die folgenden Fragen wird geschätzt, wie viel CO ₂ -Emissionen Sie pro Jahr verursachen. |
| Instruction | |
| Instruction (DE) | |
| Question text | Do you currently hold any annual public transit passes/travel cards (i.e. bus, trains, trams)? Please select all of the following answers that apply (multiple responses are possible). |
| Question text (DE) | Besitzen Sie eines oder mehrere Abonnemente für den öffentlichen Verkehr (zum Beispiel Zug, Bus, Tram)? Bitte kreuzen Sie alle zutreffenden Antworten an (Mehrfachantworten möglich). |
| Item text | Regional Transportation Pass (e.g. ZVV, Ostwind, etc.) |
| Item text (DE) | Verbundabo (z.B. ZVV, Ostwind, etc.) |
| Value Labels | |
| 0 | Not selected |
| 1 | Selected |
| Value Labels (DE) | |
| 0 (DE) | Nicht markiert |
| 1 (DE) | Markiert |
| <i>Missing Labels</i> | |
| -22 | not in panel |
| -33 | unit nonresponse |
| -44 | missing by m.o.p. |
| -55 | missing by technical error |
| -66 | missing by design |
| -77 | not reached |
| -88 | missing by filter |
| -97 | nonvalid answer in survey (e.g. ambiguous) |
| -99 | item nonresponse |

w3_q9x4

| | |
|--------------------------|---|
| Variable name | w3_q9x4 |
| Variable label | Public Transit Pass - Seven25 |
| Dataset | smp_w3 |
| Item source | Swiss Mobility Panel Wave 3 |
| Question type | Multiple Choice |
| Intro text | In the first section, we will ask you questions about different behaviours and living conditions that use fossil fuels. Fossil fuels are energy sources such as natural gas, coal, diesel and petrol (gasoline). Using fossil fuels emits carbon dioxide (CO ₂), which is identified as a main cause of climate change. Your answers to the following questions will be used to estimate how much CO ₂ emissions you produce per year. |
| Intro text (DE) | In diesem ersten Abschnitt werden wir Ihnen Fragen über verschiedene Verhaltensweisen und Lebensbedingungen stellen, welche zum Verbrauch fossiler Brennstoffe führen. Fossile Brennstoffe sind Energieträger wie z.B. Erdgas, Kohle, Diesel und Benzin. Der Verbrauch fossiler Brennstoffe führt zur Freisetzung von Kohlenstoffdioxid (CO ₂), was als eine Hauptursache des Klimawandels angesehen wird. Anhand Ihrer Antworten auf die folgenden Fragen wird geschätzt, wie viel CO ₂ -Emissionen Sie pro Jahr verursachen. |
| Instruction | |
| Instruction (DE) | |
| Question text | Do you currently hold any annual public transit passes/travel cards (i.e. bus, trains, trams)? Please select all of the following answers that apply (multiple responses are possible). |
| Question text (DE) | Besitzen Sie eines oder mehrere Abonnemente für den öffentlichen Verkehr (zum Beispiel Zug, Bus, Tram)? Bitte kreuzen Sie alle zutreffenden Antworten an (Mehrfachantworten möglich). |
| Item text | Seven25 (previously Gleis 7) |
| Item text (DE) | Seven25 (früher Gleis 7) |
| Value Labels | |
| 0 | Not selected |
| 1 | Selected |
| Value Labels (DE) | |
| 0 (DE) | Nicht markiert |
| 1 (DE) | Markiert |
| <i>Missing Labels</i> | |
| -22 | not in panel |
| -33 | unit nonresponse |
| -44 | missing by m.o.p. |
| -55 | missing by technical error |
| -66 | missing by design |
| -77 | not reached |
| -88 | missing by filter |
| -97 | nonvalid answer in survey (e.g. ambiguous) |
| -99 | item nonresponse |

w3_q9x5

| | |
|--------------------------|---|
| Variable name | w3_q9x5 |
| Variable label | Public Transit Pass - Point-to-point |
| Dataset | smp_w3 |
| Item source | Swiss Mobility Panel Wave 3 |
| Question type | Multiple Choice |
| Intro text | In the first section, we will ask you questions about different behaviours and living conditions that use fossil fuels. Fossil fuels are energy sources such as natural gas, coal, diesel and petrol (gasoline). Using fossil fuels emits carbon dioxide (CO ₂), which is identified as a main cause of climate change. Your answers to the following questions will be used to estimate how much CO ₂ emissions you produce per year. |
| Intro text (DE) | In diesem ersten Abschnitt werden wir Ihnen Fragen über verschiedene Verhaltensweisen und Lebensbedingungen stellen, welche zum Verbrauch fossiler Brennstoffe führen. Fossile Brennstoffe sind Energieträger wie z.B. Erdgas, Kohle, Diesel und Benzin. Der Verbrauch fossiler Brennstoffe führt zur Freisetzung von Kohlenstoffdioxid (CO ₂), was als eine Hauptursache des Klimawandels angesehen wird. Anhand Ihrer Antworten auf die folgenden Fragen wird geschätzt, wie viel CO ₂ -Emissionen Sie pro Jahr verursachen. |
| Instruction | |
| Instruction (DE) | |
| Question text | Do you currently hold any annual public transit passes/travel cards (i.e. bus, trains, trams)? Please select all of the following answers that apply (multiple responses are possible). |
| Question text (DE) | Besitzen Sie eines oder mehrere Abonnemente für den öffentlichen Verkehr (zum Beispiel Zug, Bus, Tram)? Bitte kreuzen Sie alle zutreffenden Antworten an (Mehrfachantworten möglich). |
| Item text | Point-to-point travelcard (not a stamp card) |
| Item text (DE) | Streckenabonnement |
| Value Labels | |
| 0 | Not selected |
| 1 | Selected |
| Value Labels (DE) | |
| 0 (DE) | Nicht markiert |
| 1 (DE) | Markiert |
| <i>Missing Labels</i> | |
| -22 | not in panel |
| -33 | unit nonresponse |
| -44 | missing by m.o.p. |
| -55 | missing by technical error |
| -66 | missing by design |
| -77 | not reached |
| -88 | missing by filter |
| -97 | nonvalid answer in survey (e.g. ambiguous) |
| -99 | item nonresponse |

w3_q9x6

| | |
|--------------------------|---|
| Variable name | w3_q9x6 |
| Variable label | Public Transit Pass - Other |
| Dataset | smp_w3 |
| Item source | Swiss Mobility Panel Wave 3 |
| Question type | Multiple Choice |
| Intro text | In the first section, we will ask you questions about different behaviours and living conditions that use fossil fuels. Fossil fuels are energy sources such as natural gas, coal, diesel and petrol (gasoline). Using fossil fuels emits carbon dioxide (CO ₂), which is identified as a main cause of climate change. Your answers to the following questions will be used to estimate how much CO ₂ emissions you produce per year. |
| Intro text (DE) | In diesem ersten Abschnitt werden wir Ihnen Fragen über verschiedene Verhaltensweisen und Lebensbedingungen stellen, welche zum Verbrauch fossiler Brennstoffe führen. Fossile Brennstoffe sind Energieträger wie z.B. Erdgas, Kohle, Diesel und Benzin. Der Verbrauch fossiler Brennstoffe führt zur Freisetzung von Kohlenstoffdioxid (CO ₂), was als eine Hauptursache des Klimawandels angesehen wird. Anhand Ihrer Antworten auf die folgenden Fragen wird geschätzt, wie viel CO ₂ -Emissionen Sie pro Jahr verursachen. |
| Instruction | |
| Instruction (DE) | |
| Question text | Do you currently hold any annual public transit passes/travel cards (i.e. bus, trains, trams)? Please select all of the following answers that apply (multiple responses are possible). |
| Question text (DE) | Besitzen Sie eines oder mehrere Abonnemente für den öffentlichen Verkehr (zum Beispiel Zug, Bus, Tram)? Bitte kreuzen Sie alle zutreffenden Antworten an (Mehrfachantworten möglich). |
| Item text | Other: |
| Item text (DE) | Sonstiges, und zwar: |
| Value Labels | |
| 0 | Not selected |
| 1 | Selected |
| Value Labels (DE) | |
| 0 (DE) | Nicht markiert |
| 1 (DE) | Markiert |
| <i>Missing Labels</i> | |
| -22 | not in panel |
| -33 | unit nonresponse |
| -44 | missing by m.o.p. |
| -55 | missing by technical error |
| -66 | missing by design |
| -77 | not reached |
| -88 | missing by filter |
| -97 | nonvalid answer in survey (e.g. ambiguous) |
| -99 | item nonresponse |

w3_q9x6_txt

| | |
|-----------------------|---|
| Variable name | w3_q9x6_txt |
| Variable label | Public Transit Pass - Other (Open ended) |
| Dataset | smp_w3 |
| Item source | Swiss Mobility Panel Wave 3 |
| Question type | Open Text Box |
| Intro text | In the first section, we will ask you questions about different behaviours and living conditions that use fossil fuels. Fossil fuels are energy sources such as natural gas, coal, diesel and petrol (gasoline). Using fossil fuels emits carbon dioxide (CO ₂), which is identified as a main cause of climate change. Your answers to the following questions will be used to estimate how much CO ₂ emissions you produce per year. |
| Intro text (DE) | In diesem ersten Abschnitt werden wir Ihnen Fragen über verschiedene Verhaltensweisen und Lebensbedingungen stellen, welche zum Verbrauch fossiler Brennstoffe führen. Fossile Brennstoffe sind Energieträger wie z.B. Erdgas, Kohle, Diesel und Benzin. Der Verbrauch fossiler Brennstoffe führt zur Freisetzung von Kohlenstoffdioxid (CO ₂), was als eine Hauptursache des Klimawandels angesehen wird. Anhand Ihrer Antworten auf die folgenden Fragen wird geschätzt, wie viel CO ₂ -Emissionen Sie pro Jahr verursachen. |
| Instruction | |
| Instruction (DE) | |
| Question text | Do you currently hold any annual public transit passes/travel cards (i.e. bus, trains, trams)? Please select all of the following answers that apply (multiple responses are possible). |
| Question text (DE) | Besitzen Sie eines oder mehrere Abonnemente für den öffentlichen Verkehr (zum Beispiel Zug, Bus, Tram)? Bitte kreuzen Sie alle zutreffenden Antworten an (Mehrfachantworten möglich). |
| Item text | Other: |
| Item text (DE) | Sonstiges, und zwar: |
| <i>Missing Labels</i> | |
| -22 | not in panel |
| -33 | unit nonresponse |
| -44 | missing by m.o.p. |
| -55 | missing by technical error |
| -66 | missing by design |
| -77 | not reached |
| -88 | missing by filter |
| -97 | nonvalid answer in survey (e.g. ambiguous) |
| -99 | item nonresponse |

w3_q9x7

| | |
|--------------------------|---|
| Variable name | w3_q9x7 |
| Variable label | Public Transit Pass - None |
| Dataset | smp_w3 |
| Item source | Swiss Mobility Panel Wave 3 |
| Question type | Multiple Choice |
| Intro text | In the first section, we will ask you questions about different behaviours and living conditions that use fossil fuels. Fossil fuels are energy sources such as natural gas, coal, diesel and petrol (gasoline). Using fossil fuels emits carbon dioxide (CO ₂), which is identified as a main cause of climate change. Your answers to the following questions will be used to estimate how much CO ₂ emissions you produce per year. |
| Intro text (DE) | In diesem ersten Abschnitt werden wir Ihnen Fragen über verschiedene Verhaltensweisen und Lebensbedingungen stellen, welche zum Verbrauch fossiler Brennstoffe führen. Fossile Brennstoffe sind Energieträger wie z.B. Erdgas, Kohle, Diesel und Benzin. Der Verbrauch fossiler Brennstoffe führt zur Freisetzung von Kohlenstoffdioxid (CO ₂), was als eine Hauptursache des Klimawandels angesehen wird. Anhand Ihrer Antworten auf die folgenden Fragen wird geschätzt, wie viel CO ₂ -Emissionen Sie pro Jahr verursachen. |
| Instruction | |
| Instruction (DE) | |
| Question text | Do you currently hold any annual public transit passes/travel cards (i.e. bus, trains, trams)? Please select all of the following answers that apply (multiple responses are possible). |
| Question text (DE) | Besitzen Sie eines oder mehrere Abonnemente für den öffentlichen Verkehr (zum Beispiel Zug, Bus, Tram)? Bitte kreuzen Sie alle zutreffenden Antworten an (Mehrfachantworten möglich). |
| Item text | No, I do not have any travel passes/cards |
| Item text (DE) | Nein, ich besitze keine Abonnemente |
| Value Labels | |
| 0 | Not selected |
| 1 | Selected |
| Value Labels (DE) | |
| 0 (DE) | Nicht markiert |
| 1 (DE) | Markiert |
| <i>Missing Labels</i> | |
| -22 | not in panel |
| -33 | unit nonresponse |
| -44 | missing by m.o.p. |
| -55 | missing by technical error |
| -66 | missing by design |
| -77 | not reached |
| -88 | missing by filter |
| -97 | nonvalid answer in survey (e.g. ambiguous) |
| -99 | item nonresponse |

This option was an exclusive answer.

Question 10: Air Travel

w3_q10

| | |
|--------------------------|---|
| Variable name | w3_q10 |
| Variable label | Flights 2022 |
| Dataset | smp_w3 |
| Item source | Swiss Mobility Panel Wave 3 |
| Question type | Single Choice |
| Intro text | In the first section, we will ask you questions about different behaviours and living conditions that use fossil fuels. Fossil fuels are energy sources such as natural gas, coal, diesel and petrol (gasoline). Using fossil fuels emits carbon dioxide (CO ₂), which is identified as a main cause of climate change. Your answers to the following questions will be used to estimate how much CO ₂ emissions you produce per year. |
| Intro text (DE) | In diesem ersten Abschnitt werden wir Ihnen Fragen über verschiedene Verhaltensweisen und Lebensbedingungen stellen, welche zum Verbrauch fossiler Brennstoffe führen. Fossile Brennstoffe sind Energieträger wie z.B. Erdgas, Kohle, Diesel und Benzin. Der Verbrauch fossiler Brennstoffe führt zur Freisetzung von Kohlenstoffdioxid (CO ₂), was als eine Hauptursache des Klimawandels angesehen wird. Anhand Ihrer Antworten auf die folgenden Fragen wird geschätzt, wie viel CO ₂ -Emissionen Sie pro Jahr verursachen. |
| Instruction | |
| Instruction (DE) | |
| Question text | In this year, 2022, have you or do you expect to travel by airplane for private or business trips? |
| Question text (DE) | Wie oft werden Sie in diesem Jahr, 2022, voraussichtlich privat oder geschäftlich mit dem Flugzeug reisen? Zählen Sie den Hin- und Rückflug pro Destination zusammen als eine Flugreise. |
| Item text | |
| Item text (DE) | |
| Value Labels | |
| 0 | I have not flown and do not plan to fly in 2022. |
| 1 | I have flown or plan to fly in 2022. |
| Value Labels (DE) | |
| 0 (DE) | Ich bin nicht geflogen und habe auch nicht vor, im Jahr 2022 zu fliegen. |
| 1 (DE) | Ich bin bereits geflogen oder plane, im Jahr 2022 zu fliegen. |
| <i>Missing Labels</i> | |
| -22 | not in panel |
| -33 | unit nonresponse |
| -44 | missing by m.o.p. |
| -55 | missing by technical error |
| -66 | missing by design |
| -77 | not reached |
| -88 | missing by filter |
| -97 | nonvalid answer in survey (e.g. ambiguous) |
| -99 | item nonresponse |



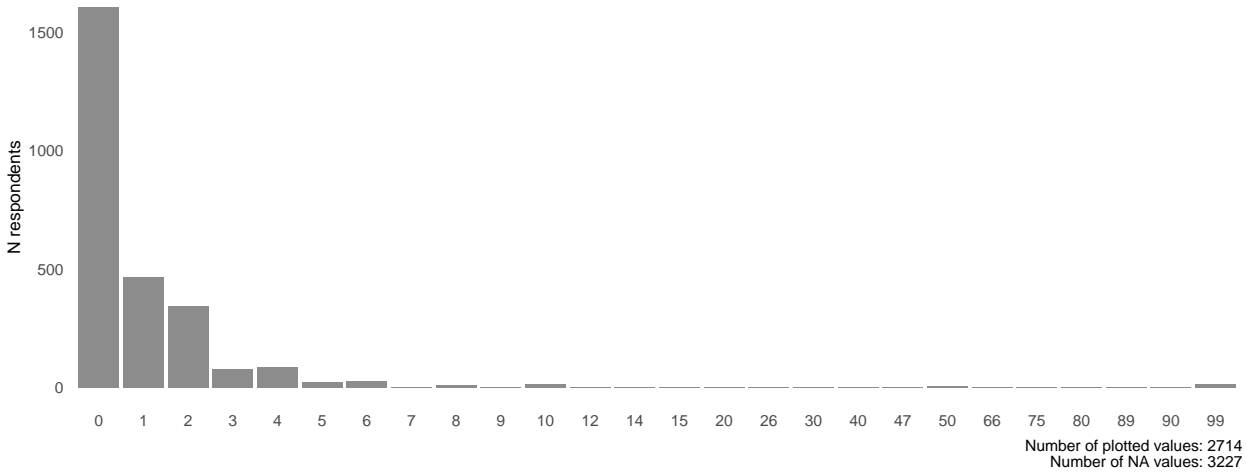
Question 11: Short-Haul Air Travel

w3_q11

| | |
|-----------------------|---|
| Variable name | w3_q11 |
| Variable label | Number of Short-haul Plane Journeys |
| Dataset | smp_w3 |
| Item source | Swiss Mobility Panel Wave 3 |
| Question type | Open Text Box (Numeric) |
| Intro text | In the first section, we will ask you questions about different behaviours and living conditions that use fossil fuels. Fossil fuels are energy sources such as natural gas, coal, diesel and petrol (gasoline). Using fossil fuels emits carbon dioxide (CO ₂), which is identified as a main cause of climate change. Your answers to the following questions will be used to estimate how much CO ₂ emissions you produce per year. |
| Intro text (DE) | In diesem ersten Abschnitt werden wir Ihnen Fragen über verschiedene Verhaltensweisen und Lebensbedingungen stellen, welche zum Verbrauch fossiler Brennstoffe führen. Fossile Brennstoffe sind Energieträger wie z.B. Erdgas, Kohle, Diesel und Benzin. Der Verbrauch fossiler Brennstoffe führt zur Freisetzung von Kohlenstoffdioxid (CO ₂), was als eine Hauptursache des Klimawandels angesehen wird. Anhand Ihrer Antworten auf die folgenden Fragen wird geschätzt, wie viel CO ₂ -Emissionen Sie pro Jahr verursachen. |
| Instruction | Please count outward and return flights to your destination as one flight. |
| Instruction (DE) | Zählen Sie den Hin- und Rückflug pro Destination zusammen als eine Flugreise. |
| Question text | Short-haul flights are those where the destination is less than 500km away from your home (for example, Cologne, Paris, Brussels). In total, how many short-haul flights do you expect to take for either private or business travel in 2022? |
| Question text (DE) | Kurzstreckenflüge sind Flüge, bei denen das Ziel weniger als 500 km von Ihrem Abflugsort entfernt ist (z. B. Köln, Paris, Brüssel). Wie viele Kurzstreckenflüge werden Sie im Jahr 2022 voraussichtlich insgesamt für private oder geschäftliche Reisen nehmen? |
| Item text | |
| Item text (DE) | |
| <i>Missing Labels</i> | |
| -22 | not in panel |
| -33 | unit nonresponse |
| -44 | missing by m.o.p. |
| -55 | missing by technical error |
| -66 | missing by design |
| -77 | not reached |
| -88 | missing by filter |
| -97 | nonvalid answer in survey (e.g. ambiguous) |
| -99 | item nonresponse |

This question was only displayed to respondents if they answered that they have flown or plan to fly in 2022 in [question 10](#). The valid range was from 0 to 99 flights.

A picture was shown to visualize the distances on a map.



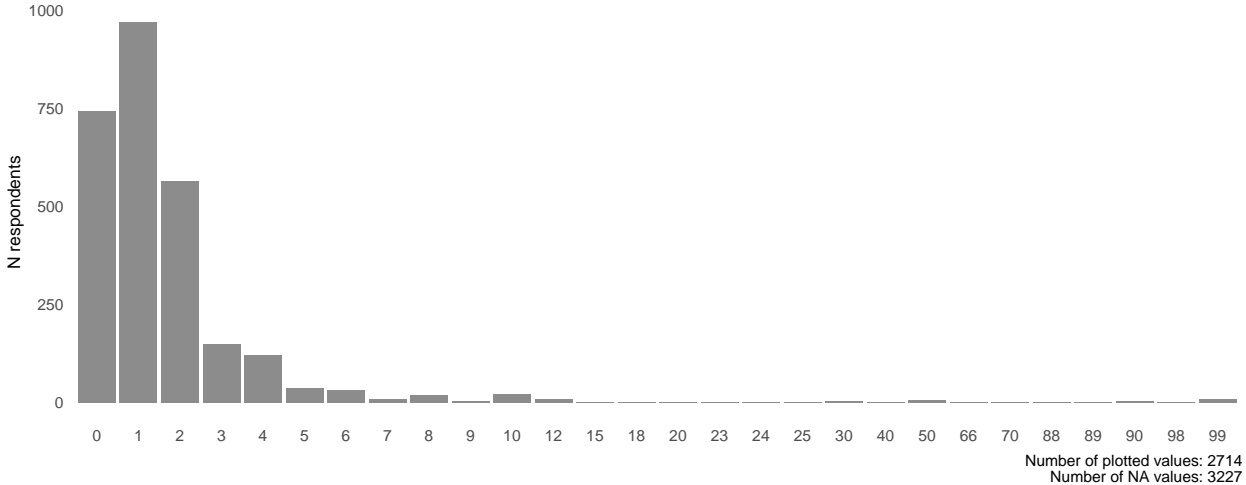
Question 12: Medium-Haul Air Travel

w3_q12

| | |
|-----------------------|---|
| Variable name | w3_q12 |
| Variable label | Number of Medium-haul Plane Journeys |
| Dataset | smp_w3 |
| Item source | Swiss Mobility Panel Wave 3 |
| Question type | Open Text Box (Numeric) |
| Intro text | In the first section, we will ask you questions about different behaviours and living conditions that use fossil fuels. Fossil fuels are energy sources such as natural gas, coal, diesel and petrol (gasoline). Using fossil fuels emits carbon dioxide (CO ₂), which is identified as a main cause of climate change. Your answers to the following questions will be used to estimate how much CO ₂ emissions you produce per year. |
| Intro text (DE) | In diesem ersten Abschnitt werden wir Ihnen Fragen über verschiedene Verhaltensweisen und Lebensbedingungen stellen, welche zum Verbrauch fossiler Brennstoffe führen. Fossile Brennstoffe sind Energieträger wie z.B. Erdgas, Kohle, Diesel und Benzin. Der Verbrauch fossiler Brennstoffe führt zur Freisetzung von Kohlenstoffdioxid (CO ₂), was als eine Hauptursache des Klimawandels angesehen wird. Anhand Ihrer Antworten auf die folgenden Fragen wird geschätzt, wie viel CO ₂ -Emissionen Sie pro Jahr verursachen. |
| Instruction | Please count outward and return flights to your destination as one flight. |
| Instruction (DE) | Zählen Sie den Hin- und Rückflug pro Destination zusammen als eine Flugreise. |
| Question text | Medium-haul flights are those where the destination is between 500km-2'000km away from your home (for example, Lisbon, London, Istanbul). In total, how many medium distance flights do you expect to take for either private or business travel in 2022? |
| Question text (DE) | Mittelstreckenflüge sind Flüge, bei denen das Ziel zwischen 500 km und 2'000 km von Ihrem Abflugsort entfernt ist (z.B. Lissabon, London, Istanbul). Wie viele Mittelstreckenflüge werden Sie im Jahr 2022 voraussichtlich insgesamt für private oder geschäftliche Reisen nehmen? |
| Item text | |
| Item text (DE) | |
| <i>Missing Labels</i> | |
| -22 | not in panel |
| -33 | unit nonresponse |
| -44 | missing by m.o.p. |
| -55 | missing by technical error |
| -66 | missing by design |
| -77 | not reached |
| -88 | missing by filter |
| -97 | nonvalid answer in survey (e.g. ambiguous) |
| -99 | item nonresponse |

This question was only displayed to respondents if they answered that they have flown or plan to fly in 2022 in [question 10](#). The valid range was from 0 to 99 flights.

A picture was shown to visualize the distances on a map.



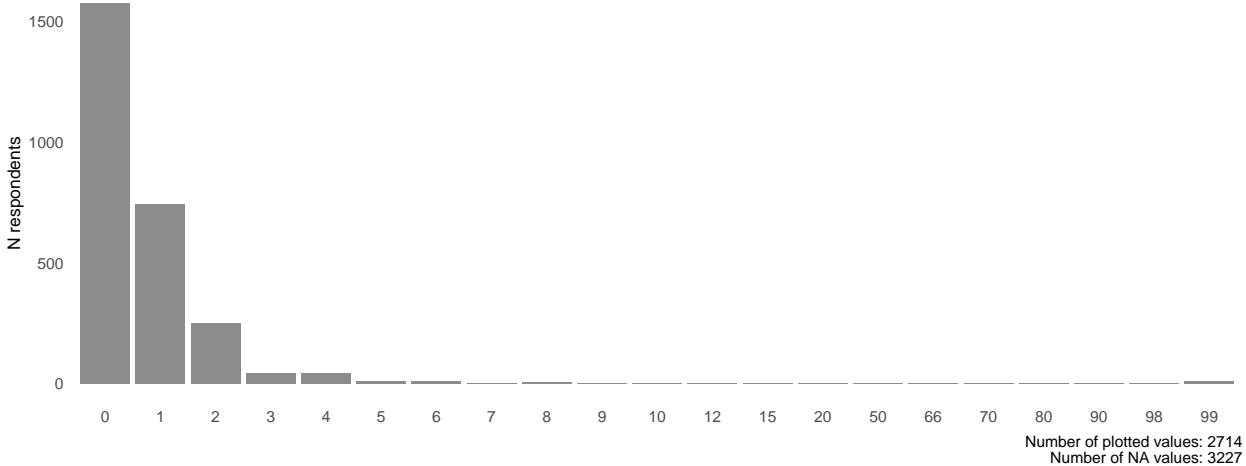
Question 13: Long-Haul Air Travel

w3_q13

| | |
|-----------------------|---|
| Variable name | w3_q13 |
| Variable label | Number of Long-haul Journeys |
| Dataset | smp_w3 |
| Item source | Swiss Mobility Panel Wave 3 |
| Question type | Open Text Box (Numeric) |
| Intro text | In the first section, we will ask you questions about different behaviours and living conditions that use fossil fuels. Fossil fuels are energy sources such as natural gas, coal, diesel and petrol (gasoline). Using fossil fuels emits carbon dioxide (CO ₂), which is identified as a main cause of climate change. Your answers to the following questions will be used to estimate how much CO ₂ emissions you produce per year. |
| Intro text (DE) | In diesem ersten Abschnitt werden wir Ihnen Fragen über verschiedene Verhaltensweisen und Lebensbedingungen stellen, welche zum Verbrauch fossiler Brennstoffe führen. Fossile Brennstoffe sind Energieträger wie z.B. Erdgas, Kohle, Diesel und Benzin. Der Verbrauch fossiler Brennstoffe führt zur Freisetzung von Kohlenstoffdioxid (CO ₂), was als eine Hauptursache des Klimawandels angesehen wird. Anhand Ihrer Antworten auf die folgenden Fragen wird geschätzt, wie viel CO ₂ -Emissionen Sie pro Jahr verursachen. |
| Instruction | Please count outward and return flights to your destination as one flight. |
| Instruction (DE) | Zählen Sie den Hin- und Rückflug pro Destination zusammen als eine Flugreise. |
| Question text | Long-haul flights are those where the destination is more than 2'000km away from your home (for example, New York, Hong Kong, Cape Town). In total, how many long-distance flights do you expect to take for either private or business trips in 2022? |
| Question text (DE) | Langstreckenflüge sind Flüge, bei denen das Ziel mehr als 2'000 km von Ihrem Abflugsort entfernt ist (z.B. New York, Hong Kong, Kapstadt). Wie viele Langstreckenflüge werden Sie im Jahr 2022 voraussichtlich insgesamt für private oder geschäftliche Reisen nehmen? |
| Item text | |
| Item text (DE) | |
| <i>Missing Labels</i> | |
| -22 | not in panel |
| -33 | unit nonresponse |
| -44 | missing by m.o.p. |
| -55 | missing by technical error |
| -66 | missing by design |
| -77 | not reached |
| -88 | missing by filter |
| -97 | nonvalid answer in survey (e.g. ambiguous) |
| -99 | item nonresponse |

This question was only displayed to respondents if they answered that they have flown or plan to fly in 2022 in [question 10](#). The valid range was from 0 to 99 flights.

A picture was shown to visualize the distances on a map.

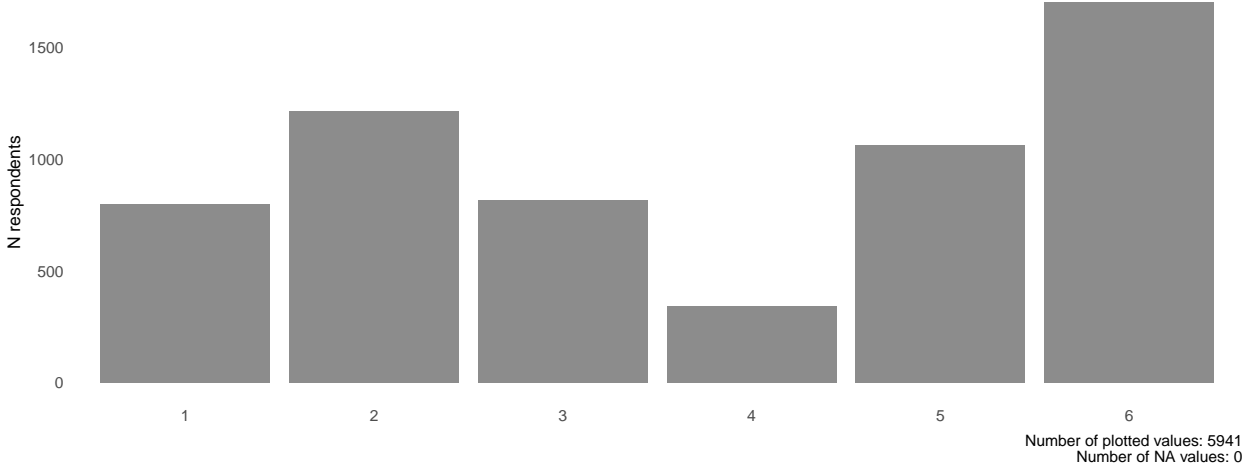


Question 14: Bicycle use

w3_q14

| | |
|--------------------------|---|
| Variable name | w3_q14 |
| Variable label | Frequency Bicycle Use |
| Dataset | smp_w3 |
| Item source | Swiss Mobility Panel Wave 3 |
| Question type | Single Choice |
| Intro text | In the first section, we will ask you questions about different behaviours and living conditions that use fossil fuels. Fossil fuels are energy sources such as natural gas, coal, diesel and petrol (gasoline). Using fossil fuels emits carbon dioxide (CO ₂), which is identified as a main cause of climate change. Your answers to the following questions will be used to estimate how much CO ₂ emissions you produce per year. |
| Intro text (DE) | In diesem ersten Abschnitt werden wir Ihnen Fragen über verschiedene Verhaltensweisen und Lebensbedingungen stellen, welche zum Verbrauch fossiler Brennstoffe führen. Fossile Brennstoffe sind Energieträger wie z.B. Erdgas, Kohle, Diesel und Benzin. Der Verbrauch fossiler Brennstoffe führt zur Freisetzung von Kohlenstoffdioxid (CO ₂), was als eine Hauptursache des Klimawandels angesehen wird. Anhand Ihrer Antworten auf die folgenden Fragen wird geschätzt, wie viel CO ₂ -Emissionen Sie pro Jahr verursachen. |
| Instruction | |
| Instruction (DE) | |
| Question text | How often do you ride a bicycle? |
| Question text (DE) | Wie häufig benutzen Sie ein Fahrrad? |
| Item text | |
| Item text (DE) | |
| Value Labels | |
| 1 | Daily |
| 2 | Several times a week |
| 3 | Several times a month |
| 4 | At least once a month |
| 5 | Rarely |
| 6 | Never |
| Value Labels (DE) | |
| 1 (DE) | Täglich |
| 2 (DE) | Mehrmals die Woche |
| 3 (DE) | Mehrmals im Monat |
| 4 (DE) | Mindestens einmal im Monat |
| 5 (DE) | Seltener |
| 6 (DE) | Nie |
| Missing Labels | |
| -22 | not in panel |
| -33 | unit nonresponse |
| -44 | missing by m.o.p. |
| -55 | missing by technical error |
| -66 | missing by design |
| -77 | not reached |

| | |
|-----|--|
| -88 | missing by filter |
| -97 | nonvalid answer in survey (e.g. ambiguous) |
| -99 | item nonresponse |

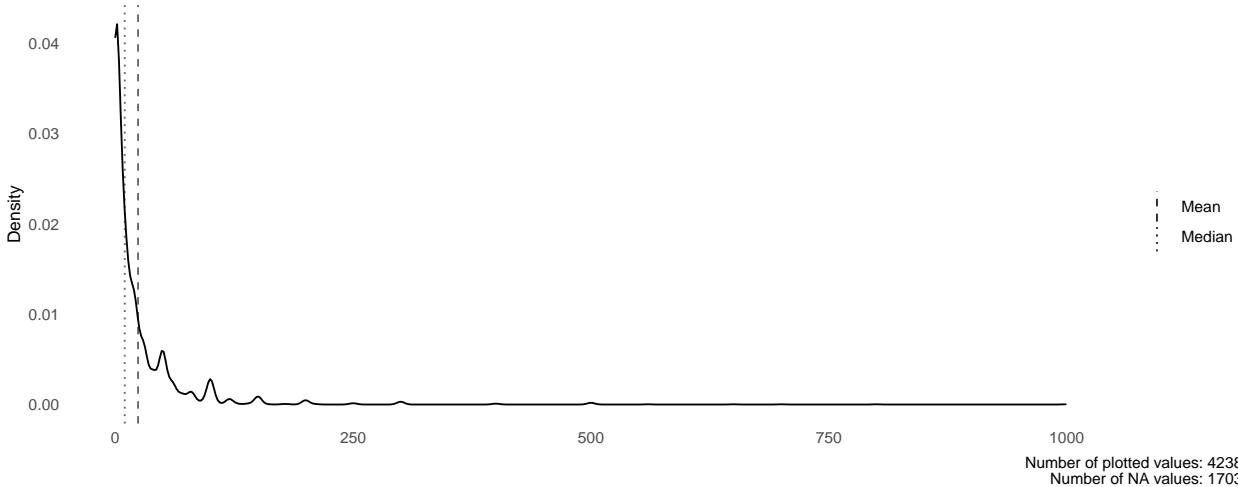


Question 15: Bicycle distance

w3_q15

| | |
|-----------------------|---|
| Variable name | w3_q15 |
| Variable label | Weekly Kilometre on Bicycle |
| Dataset | smp_w3 |
| Item source | Swiss Mobility Panel Wave 3 |
| Question type | Open Text Box (Numeric) |
| Intro text | In the first section, we will ask you questions about different behaviours and living conditions that use fossil fuels. Fossil fuels are energy sources such as natural gas, coal, diesel and petrol (gasoline). Using fossil fuels emits carbon dioxide (CO ₂), which is identified as a main cause of climate change. Your answers to the following questions will be used to estimate how much CO ₂ emissions you produce per year. |
| Intro text (DE) | In diesem ersten Abschnitt werden wir Ihnen Fragen über verschiedene Verhaltensweisen und Lebensbedingungen stellen, welche zum Verbrauch fossiler Brennstoffe führen. Fossile Brennstoffe sind Energieträger wie z.B. Erdgas, Kohle, Diesel und Benzin. Der Verbrauch fossiler Brennstoffe führt zur Freisetzung von Kohlenstoffdioxid (CO ₂), was als eine Hauptursache des Klimawandels angesehen wird. Anhand Ihrer Antworten auf die folgenden Fragen wird geschätzt, wie viel CO ₂ -Emissionen Sie pro Jahr verursachen. |
| Instruction | Please estimate as best as you can. |
| Instruction (DE) | Schätzen Sie bitte so genau wie möglich. |
| Question text | In a typical week, outside the holiday season, how many kilometres do you ride on a bicycle without electric assistance (e.g. city bike, racing bike, mountain bike) ? |
| Question text (DE) | Wie viele Kilometer fahren Sie normalerweise in einer typischen Woche ausserhalb der Ferienzeit mit einem Fahrrad ohne Elektroantrieb (z. B. Citybike, Rennrad, Mountainbike) ? |
| Item text | |
| Item text (DE) | |
| <i>Missing Labels</i> | |
| -22 | not in panel |
| -33 | unit nonresponse |
| -44 | missing by m.o.p. |
| -55 | missing by technical error |
| -66 | missing by design |
| -77 | not reached |
| -88 | missing by filter |
| -97 | nonvalid answer in survey (e.g. ambiguous) |
| -99 | item nonresponse |

This question was only displayed to respondents if they did not answer 'Never' to [question 14 \(how often they use a bicycle\)](#). The valid range was from 0 to 999 km.

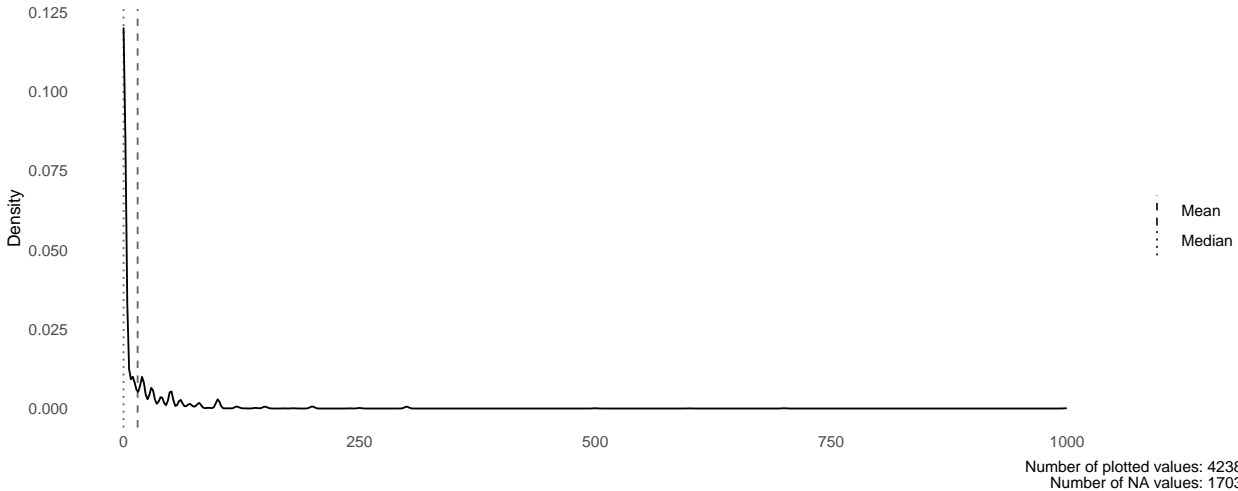


Question 16: Electric Bicycle distance

w3_q16

| | |
|-----------------------|---|
| Variable name | w3_q16 |
| Variable label | Weekly Kilometre on E-Bike |
| Dataset | smp_w3 |
| Item source | Swiss Mobility Panel Wave 3 |
| Question type | Open Text Box (Numeric) |
| Intro text | In the first section, we will ask you questions about different behaviours and living conditions that use fossil fuels. Fossil fuels are energy sources such as natural gas, coal, diesel and petrol (gasoline). Using fossil fuels emits carbon dioxide (CO ₂), which is identified as a main cause of climate change. Your answers to the following questions will be used to estimate how much CO ₂ emissions you produce per year. |
| Intro text (DE) | In diesem ersten Abschnitt werden wir Ihnen Fragen über verschiedene Verhaltensweisen und Lebensbedingungen stellen, welche zum Verbrauch fossiler Brennstoffe führen. Fossile Brennstoffe sind Energieträger wie z.B. Erdgas, Kohle, Diesel und Benzin. Der Verbrauch fossiler Brennstoffe führt zur Freisetzung von Kohlenstoffdioxid (CO ₂), was als eine Hauptursache des Klimawandels angesehen wird. Anhand Ihrer Antworten auf die folgenden Fragen wird geschätzt, wie viel CO ₂ -Emissionen Sie pro Jahr verursachen. |
| Instruction | Please estimate as best as you can. |
| Instruction (DE) | Schätzen Sie bitte so genau wie möglich. |
| Question text | In a typical week, outside the holiday season, how many kilometres do you ride on an electric-assisted bicycle (e-Bike) ? |
| Question text (DE) | Wie viele Kilometer fahren Sie in einer typischen Woche ausserhalb der Ferienzeit mit einem Elektrofahrrad (E-Bike) ? |
| Item text | |
| Item text (DE) | |
| <i>Missing Labels</i> | |
| -22 | not in panel |
| -33 | unit nonresponse |
| -44 | missing by m.o.p. |
| -55 | missing by technical error |
| -66 | missing by design |
| -77 | not reached |
| -88 | missing by filter |
| -97 | nonvalid answer in survey (e.g. ambiguous) |
| -99 | item nonresponse |

This question was only displayed to respondents if they did not answer 'Never' to [question 14 \(how often they use a bicycle\)](#). The valid range was from 0 to 999 km.

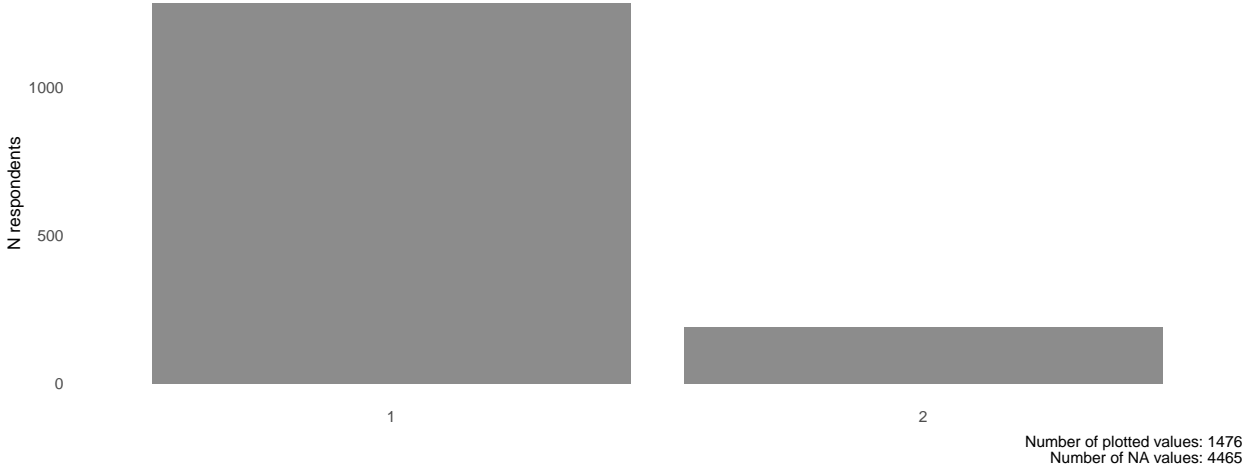


Question 17: Electric Bicycle type

w3_q17

| | |
|--------------------------|---|
| Variable name | w3_q17 |
| Variable label | Type of E-Bike |
| Dataset | smp_w3 |
| Item source | Swiss Mobility Panel Wave 3 |
| Question type | Single Choice |
| Intro text | In the first section, we will ask you questions about different behaviours and living conditions that use fossil fuels. Fossil fuels are energy sources such as natural gas, coal, diesel and petrol (gasoline). Using fossil fuels emits carbon dioxide (CO ₂), which is identified as a main cause of climate change. Your answers to the following questions will be used to estimate how much CO ₂ emissions you produce per year. |
| Intro text (DE) | In diesem ersten Abschnitt werden wir Ihnen Fragen über verschiedene Verhaltensweisen und Lebensbedingungen stellen, welche zum Verbrauch fossiler Brennstoffe führen. Fossile Brennstoffe sind Energieträger wie z.B. Erdgas, Kohle, Diesel und Benzin. Der Verbrauch fossiler Brennstoffe führt zur Freisetzung von Kohlenstoffdioxid (CO ₂), was als eine Hauptursache des Klimawandels angesehen wird. Anhand Ihrer Antworten auf die folgenden Fragen wird geschätzt, wie viel CO ₂ -Emissionen Sie pro Jahr verursachen. |
| Instruction | |
| Instruction (DE) | |
| Question text | Which of the following best describes the electric bicycle that you use most? |
| Question text (DE) | Was beschreibt Ihr meistgenutztes Elektrofahrrad am besten? |
| Item text | |
| Item text (DE) | |
| Value Labels | |
| 1 | E-Bike (up to 500W engine and electric assistance up to 25km/h) |
| 2 | S-Pedelec (up to 1000W engine und electric assistance up to 45km/h) |
| Value Labels (DE) | |
| 1 (DE) | E-Bike (bis 500W Motor und Tretunterstützung bis 25km/h) |
| 2 (DE) | S-Pedelec (bis 1000W Motor und Tretunterstützung bis 45 km/h) |
| <i>Missing Labels</i> | |
| -22 | not in panel |
| -33 | unit nonresponse |
| -44 | missing by m.o.p. |
| -55 | missing by technical error |
| -66 | missing by design |
| -77 | not reached |
| -88 | missing by filter |
| -97 | nonvalid answer in survey (e.g. ambiguous) |
| -99 | item nonresponse |

This question was only displayed to respondents if they did not answer '0' to [question 16 \(distance travelled by e-Bike\)](#).

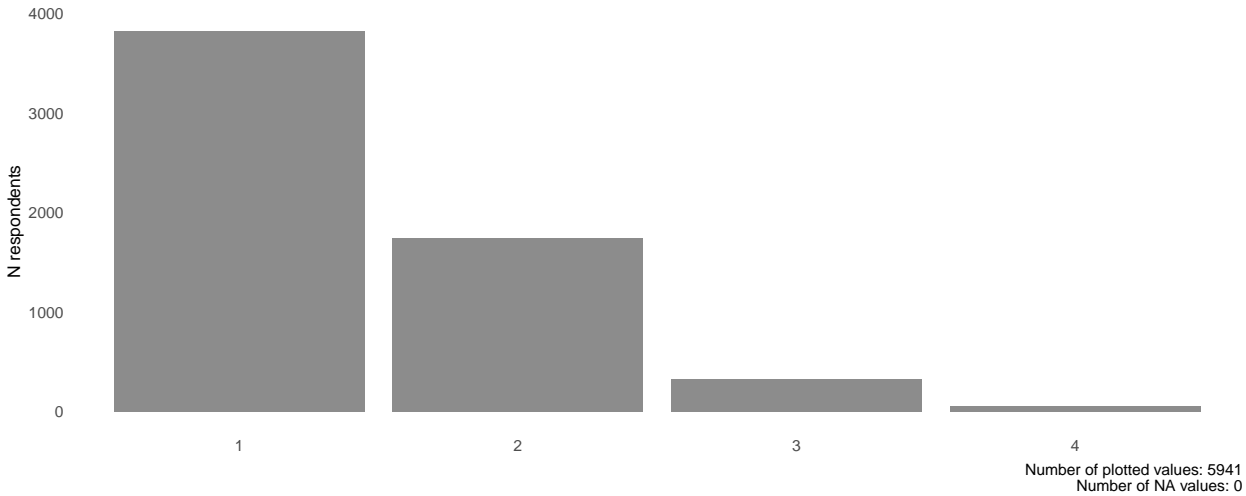


Question 18: Dietary Preferences

w3_q18

| | |
|--------------------------|---|
| Variable name | w3_q18 |
| Variable label | Dietary Preference |
| Dataset | smp_w3 |
| Item source | Swiss Mobility Panel Wave 3 |
| Question type | Single Choice |
| Intro text | In the first section, we will ask you questions about different behaviours and living conditions that use fossil fuels. Fossil fuels are energy sources such as natural gas, coal, diesel and petrol (gasoline). Using fossil fuels emits carbon dioxide (CO ₂), which is identified as a main cause of climate change. Your answers to the following questions will be used to estimate how much CO ₂ emissions you produce per year. |
| Intro text (DE) | In diesem ersten Abschnitt werden wir Ihnen Fragen über verschiedene Verhaltensweisen und Lebensbedingungen stellen, welche zum Verbrauch fossiler Brennstoffe führen. Fossile Brennstoffe sind Energieträger wie z.B. Erdgas, Kohle, Diesel und Benzin. Der Verbrauch fossiler Brennstoffe führt zur Freisetzung von Kohlenstoffdioxid (CO ₂), was als eine Hauptursache des Klimawandels angesehen wird. Anhand Ihrer Antworten auf die folgenden Fragen wird geschätzt, wie viel CO ₂ -Emissionen Sie pro Jahr verursachen. |
| Instruction | |
| Instruction (DE) | |
| Question text | Which of the following best describes your dietary preferences? |
| Question text (DE) | Welche der folgenden Beschreibungen passt am besten zu Ihren derzeitigen Ernährungsgewohnheiten? |
| Item text | |
| Item text (DE) | |
| Value Labels | |
| 1 | Omnivore (e.g. meat, cheese, eggs, fruits, vegetables, nuts, grains) |
| 2 | Flexitarian (e.g. limited meat, cheese, eggs, fruits, vegetables, nuts, grains) |
| 3 | Vegetarian (e.g. cheese, eggs, fruits, vegetables, nuts, grains) |
| 4 | Vegan (e.g. fruits, vegetables, nuts, grains) |
| Value Labels (DE) | |
| 1 (DE) | Allesesser/in (z.B. Fleisch, Käse, Eier, Früchte, Gemüse, Nüsse, Getreideprodukte) |
| 2 (DE) | Flexitarisch (z.B. wenig Fleisch, Käse, Eier, Früchte, Gemüse, Nüsse, Getreideprodukte) |
| 3 (DE) | Vegetarisch (z.B. Käse, Eier, Früchte, Gemüse, Nüsse, Getreideprodukte) |
| 4 (DE) | Vegan (z.B. Früchte, Gemüse, Nüsse, Getreideprodukte) |
| Missing Labels | |
| -22 | not in panel |
| -33 | unit nonresponse |
| -44 | missing by m.o.p. |
| -55 | missing by technical error |
| -66 | missing by design |
| -77 | not reached |
| -88 | missing by filter |

| | |
|-----|--|
| -97 | nonvalid answer in survey (e.g. ambiguous) |
| -99 | item nonresponse |



Question 19: Ownership of Primary Residence

w3_q19

| | |
|--------------------------|---|
| Variable name | w3_q19 |
| Variable label | Ownership Primary Residence |
| Dataset | smp_w3 |
| Item source | Swiss Mobility Panel Wave 3 |
| Question type | Single Choice |
| Intro text | In the first section, we will ask you questions about different behaviours and living conditions that use fossil fuels. Fossil fuels are energy sources such as natural gas, coal, diesel and petrol (gasoline). Using fossil fuels emits carbon dioxide (CO ₂), which is identified as a main cause of climate change. Your answers to the following questions will be used to estimate how much CO ₂ emissions you produce per year. |
| Intro text (DE) | In diesem ersten Abschnitt werden wir Ihnen Fragen über verschiedene Verhaltensweisen und Lebensbedingungen stellen, welche zum Verbrauch fossiler Brennstoffe führen. Fossile Brennstoffe sind Energieträger wie z.B. Erdgas, Kohle, Diesel und Benzin. Der Verbrauch fossiler Brennstoffe führt zur Freisetzung von Kohlenstoffdioxid (CO ₂), was als eine Hauptursache des Klimawandels angesehen wird. Anhand Ihrer Antworten auf die folgenden Fragen wird geschätzt, wie viel CO ₂ -Emissionen Sie pro Jahr verursachen. |
| Instruction | |
| Instruction (DE) | |
| Question text | Do you, or somebody else in your household, own your primary residence ? |
| Question text (DE) | Sind Sie oder jemand in Ihrem Haushalt Eigentümer/in Ihres Hauptwohnsitzes? |
| Item text | |
| Item text (DE) | |
| Value Labels | |
| 0 | No |
| 1 | Yes |
| Value Labels (DE) | |
| 0 (DE) | Nein |
| 1 (DE) | Ja |
| <i>Missing Labels</i> | |
| -22 | not in panel |
| -33 | unit nonresponse |
| -44 | missing by m.o.p. |
| -55 | missing by technical error |
| -66 | missing by design |
| -77 | not reached |
| -88 | missing by filter |
| -97 | nonvalid answer in survey (e.g. ambiguous) |
| -99 | item nonresponse |



Question 20: Type of Primary Residence

w3_q20


| | |
|--------------------------|---|
| Variable name | w3_q20 |
| Variable label | Type of Primary Residence |
| Dataset | smp_w3 |
| Item source | Swiss Mobility Panel Wave 3 |
| Question type | Single Choice |
| Intro text | In the first section, we will ask you questions about different behaviours and living conditions that use fossil fuels. Fossil fuels are energy sources such as natural gas, coal, diesel and petrol (gasoline). Using fossil fuels emits carbon dioxide (CO ₂), which is identified as a main cause of climate change. Your answers to the following questions will be used to estimate how much CO ₂ emissions you produce per year. |
| Intro text (DE) | In diesem ersten Abschnitt werden wir Ihnen Fragen über verschiedene Verhaltensweisen und Lebensbedingungen stellen, welche zum Verbrauch fossiler Brennstoffe führen. Fossile Brennstoffe sind Energieträger wie z.B. Erdgas, Kohle, Diesel und Benzin. Der Verbrauch fossiler Brennstoffe führt zur Freisetzung von Kohlenstoffdioxid (CO ₂), was als eine Hauptursache des Klimawandels angesehen wird. Anhand Ihrer Antworten auf die folgenden Fragen wird geschätzt, wie viel CO ₂ -Emissionen Sie pro Jahr verursachen. |
| Instruction | |
| Instruction (DE) | |
| Question text | Which of the following best describes your primary residence? |
| Question text (DE) | Welche der folgenden Beschreibungen passt am besten zu Ihrem Hauptwohnsitz? |
| Item text | |
| Item text (DE) | |
| Value Labels | |
| 1 | Flat / apartment |
| 2 | Detached house |
| 3 | Semi-detached house / terraced house |
| Value Labels (DE) | |
| 1 (DE) | Wohnung |
| 2 (DE) | Einfamilienhaus |
| 3 (DE) | Zweifamilienhaus / Mehrfamilienhaus |
| <i>Missing Labels</i> | |
| -22 | not in panel |
| -33 | unit nonresponse |
| -44 | missing by m.o.p. |
| -55 | missing by technical error |
| -66 | missing by design |
| -77 | not reached |
| -88 | missing by filter |
| -97 | nonvalid answer in survey (e.g. ambiguous) |
| -99 | item nonresponse |



Question 21: Standard of Primary Residence

w3_q21

| | |
|--------------------------|---|
| Variable name | w3_q21 |
| Variable label | Building Standard of Primary Residence |
| Dataset | smp_w3 |
| Item source | Swiss Mobility Panel Wave 3 |
| Question type | Single Choice |
| Intro text | In the first section, we will ask you questions about different behaviours and living conditions that use fossil fuels. Fossil fuels are energy sources such as natural gas, coal, diesel and petrol (gasoline). Using fossil fuels emits carbon dioxide (CO ₂), which is identified as a main cause of climate change. Your answers to the following questions will be used to estimate how much CO ₂ emissions you produce per year. |
| Intro text (DE) | In diesem ersten Abschnitt werden wir Ihnen Fragen über verschiedene Verhaltensweisen und Lebensbedingungen stellen, welche zum Verbrauch fossiler Brennstoffe führen. Fossile Brennstoffe sind Energieträger wie z.B. Erdgas, Kohle, Diesel und Benzin. Der Verbrauch fossiler Brennstoffe führt zur Freisetzung von Kohlenstoffdioxid (CO ₂), was als eine Hauptursache des Klimawandels angesehen wird. Anhand Ihrer Antworten auf die folgenden Fragen wird geschätzt, wie viel CO ₂ -Emissionen Sie pro Jahr verursachen. |
| Instruction | |
| Instruction (DE) | |
| Question text | How would you describe the building standard of your primary residence? |
| Question text (DE) | Wie würden Sie den Baustandard Ihres Hauptwohnsitzes beschreiben? Es spielt dabei keine Rolle, ob es sich um eine Wohnung oder ein freistehendes Gebäude handelt: |
| Item text | |
| Item text (DE) | |
| Value Labels | |
| 1 | Built/refurbished before 1980 (old) |
| 2 | Built/refurbished between 1980 and 2010 |
| 3 | Built/refurbished since 2010 |
| Value Labels (DE) | |
| 1 (DE) | Gebaut/renoviert vor 1980 (Altbau) |
| 2 (DE) | Gebaut/renoviert zwischen 1980 und 2010 |
| 3 (DE) | Neu gebaut/renoviert seit 2010 |
| <i>Missing Labels</i> | |
| -22 | not in panel |
| -33 | unit nonresponse |
| -44 | missing by m.o.p. |
| -55 | missing by technical error |
| -66 | missing by design |
| -77 | not reached |
| -88 | missing by filter |
| -97 | nonvalid answer in survey (e.g. ambiguous) |
| -99 | item nonresponse |



Question 22: Household Size

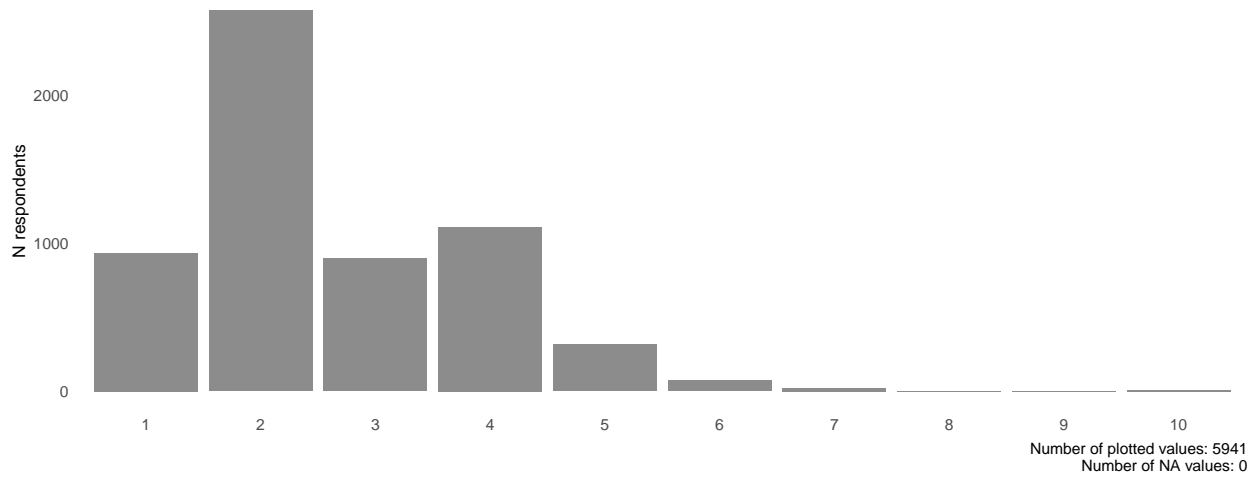
w3_q22

| | |
|--------------------------|---|
| Variable name | w3_q22 |
| Variable label | Number of Household Members |
| Dataset | smp_w3 |
| Item source | Swiss Mobility Panel Wave 3 |
| Question type | Single Choice |
| Intro text | In the first section, we will ask you questions about different behaviours and living conditions that use fossil fuels. Fossil fuels are energy sources such as natural gas, coal, diesel and petrol (gasoline). Using fossil fuels emits carbon dioxide (CO ₂), which is identified as a main cause of climate change. Your answers to the following questions will be used to estimate how much CO ₂ emissions you produce per year. |
| Intro text (DE) | In diesem ersten Abschnitt werden wir Ihnen Fragen über verschiedene Verhaltensweisen und Lebensbedingungen stellen, welche zum Verbrauch fossiler Brennstoffe führen. Fossile Brennstoffe sind Energieträger wie z.B. Erdgas, Kohle, Diesel und Benzin. Der Verbrauch fossiler Brennstoffe führt zur Freisetzung von Kohlenstoffdioxid (CO ₂), was als eine Hauptursache des Klimawandels angesehen wird. Anhand Ihrer Antworten auf die folgenden Fragen wird geschätzt, wie viel CO ₂ -Emissionen Sie pro Jahr verursachen. |
| Instruction | |
| Instruction (DE) | |
| Question text | Including yourself, how many people (of all ages) live in your household? |
| Question text (DE) | Wenn Sie sich selbst dazu zählen, wie viele Personen (jeden Alters) leben insgesamt in Ihrem Haushalt? |
| Item text | |
| Item text (DE) | |
| Value Labels | |
| 1 | 1 |
| 2 | 2 |
| 3 | 3 |
| 4 | 4 |
| 5 | 5 |
| 6 | 6 |
| 7 | 7 |
| 8 | 8 |
| 9 | 9 |
| 10 | 10+ |
| Value Labels (DE) | |
| 1 (DE) | 1 |
| 2 (DE) | 2 |
| 3 (DE) | 3 |
| 4 (DE) | 4 |
| 5 (DE) | 5 |
| 6 (DE) | 6 |
| 7 (DE) | 7 |
| 8 (DE) | 8 |
| 9 (DE) | 9 |

| | |
|---------|-----|
| 10 (DE) | 10+ |
|---------|-----|

Missing Labels

| | |
|-----|--|
| -22 | not in panel |
| -33 | unit nonresponse |
| -44 | missing by m.o.p. |
| -55 | missing by technical error |
| -66 | missing by design |
| -77 | not reached |
| -88 | missing by filter |
| -97 | nonvalid answer in survey (e.g. ambiguous) |
| -99 | item nonresponse |

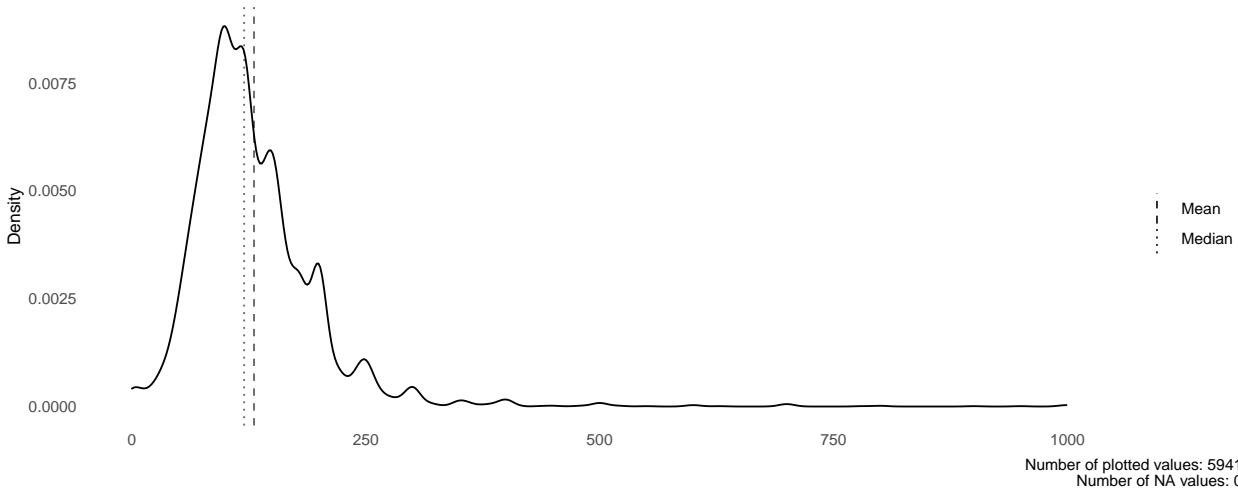


Question 23: Living Area

w3_q23

| | |
|-----------------------|---|
| Variable name | w3_q23 |
| Variable label | Total Indoor Living Area |
| Dataset | smp_w3 |
| Item source | Swiss Mobility Panel Wave 3 |
| Question type | Open Text Box (Numeric) |
| Intro text | In the first section, we will ask you questions about different behaviours and living conditions that use fossil fuels. Fossil fuels are energy sources such as natural gas, coal, diesel and petrol (gasoline). Using fossil fuels emits carbon dioxide (CO ₂), which is identified as a main cause of climate change. Your answers to the following questions will be used to estimate how much CO ₂ emissions you produce per year. |
| Intro text (DE) | In diesem ersten Abschnitt werden wir Ihnen Fragen über verschiedene Verhaltensweisen und Lebensbedingungen stellen, welche zum Verbrauch fossiler Brennstoffe führen. Fossile Brennstoffe sind Energieträger wie z.B. Erdgas, Kohle, Diesel und Benzin. Der Verbrauch fossiler Brennstoffe führt zur Freisetzung von Kohlenstoffdioxid (CO ₂), was als eine Hauptursache des Klimawandels angesehen wird. Anhand Ihrer Antworten auf die folgenden Fragen wird geschätzt, wie viel CO ₂ -Emissionen Sie pro Jahr verursachen. |
| Instruction | |
| Instruction (DE) | |
| Question text | What is the total indoor living area, in square meters (m ²), of your primary residence? The total indoor living area is all of the heated room area in your residence including storage rooms. Balconies, terraces, garages, cellar rooms and attics are not included in the total indoor living area. |
| Question text (DE) | Wie gross ist die Nettowohnfläche Ihres Hauptwohnsitzes in Quadratmetern (m ²)? Die Nettowohnfläche ist die Gesamtheit der beheizten Räume Ihres Wohnsitzes einschliesslich der Abstellräume. Balkone, Terrassen, Garagen, Kellerräume und Dachböden werden nicht zur Nettowohnfläche gerechnet. |
| Item text | |
| Item text (DE) | |
| <i>Missing Labels</i> | |
| -22 | not in panel |
| -33 | unit nonresponse |
| -44 | missing by m.o.p. |
| -55 | missing by technical error |
| -66 | missing by design |
| -77 | not reached |
| -88 | missing by filter |
| -97 | nonvalid answer in survey (e.g. ambiguous) |
| -99 | item nonresponse |

The valid range was from 0 to 999 m².



Question 24: Heating Source

w3_q24

| | |
|--------------------|---|
| Variable name | w3_q24 |
| Variable label | Main Heating Source |
| Dataset | smp_w3 |
| Item source | Swiss Mobility Panel Wave 3 |
| Question type | Single Choice |
| Intro text | In the first section, we will ask you questions about different behaviours and living conditions that use fossil fuels. Fossil fuels are energy sources such as natural gas, coal, diesel and petrol (gasoline). Using fossil fuels emits carbon dioxide (CO ₂), which is identified as a main cause of climate change. Your answers to the following questions will be used to estimate how much CO ₂ emissions you produce per year. |
| Intro text (DE) | In diesem ersten Abschnitt werden wir Ihnen Fragen über verschiedene Verhaltensweisen und Lebensbedingungen stellen, welche zum Verbrauch fossiler Brennstoffe führen. Fossile Brennstoffe sind Energieträger wie z.B. Erdgas, Kohle, Diesel und Benzin. Der Verbrauch fossiler Brennstoffe führt zur Freisetzung von Kohlenstoffdioxid (CO ₂), was als eine Hauptursache des Klimawandels angesehen wird. Anhand Ihrer Antworten auf die folgenden Fragen wird geschätzt, wie viel CO ₂ -Emissionen Sie pro Jahr verursachen. |
| Instruction | |
| Instruction (DE) | |
| Question text | What is the main source of heating for your primary residence? |
| Question text (DE) | Was ist die Hauptheizquelle für Ihren Hauptwohnsitz? |
| Item text | |
| Item text (DE) | |

Value Labels

| | |
|---|--------------------------------------|
| 1 | Heating oil |
| 2 | Electricity (i.e. electric radiator) |
| 3 | Wood or wood pellets |
| 4 | Natural gas |
| 5 | Heating pump |
| 6 | District heating |
| 7 | Don't know / Other |

Value Labels (DE)

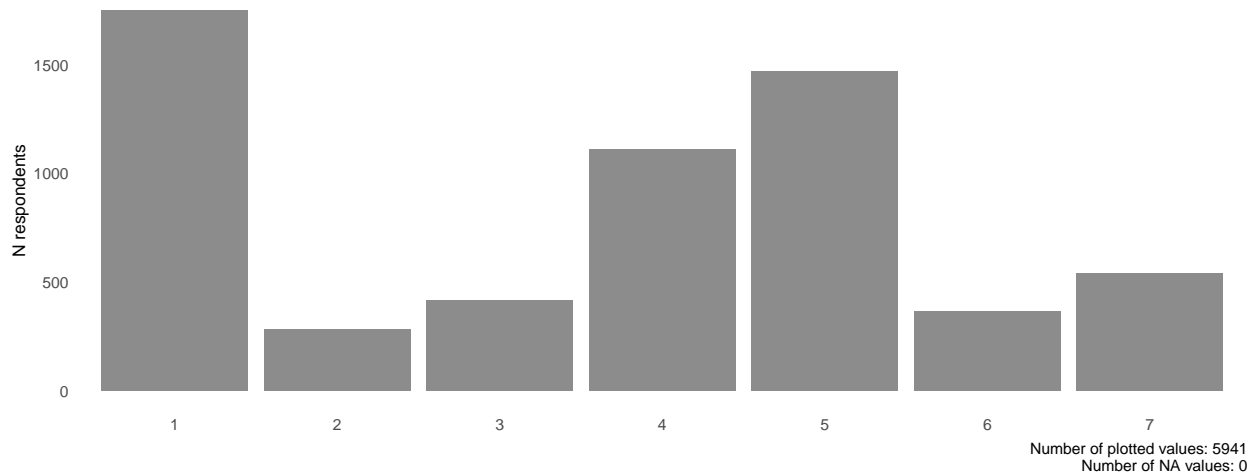
| | |
|--------|--------------------------|
| 1 (DE) | Heizöl |
| 2 (DE) | Elektroheizung |
| 3 (DE) | Holz / Holzpellets |
| 4 (DE) | Erdgas |
| 5 (DE) | Wärmepumpe |
| 6 (DE) | Wärmeverbund (Fernwärme) |
| 7 (DE) | Weiss nicht / Andere |

Missing Labels

| | |
|-----|----------------------------|
| -22 | not in panel |
| -33 | unit nonresponse |
| -44 | missing by m.o.p. |
| -55 | missing by technical error |

| | |
|-----|--|
| -66 | missing by design |
| -77 | not reached |
| -88 | missing by filter |
| -97 | nonvalid answer in survey (e.g. ambiguous) |
| -99 | item nonresponse |

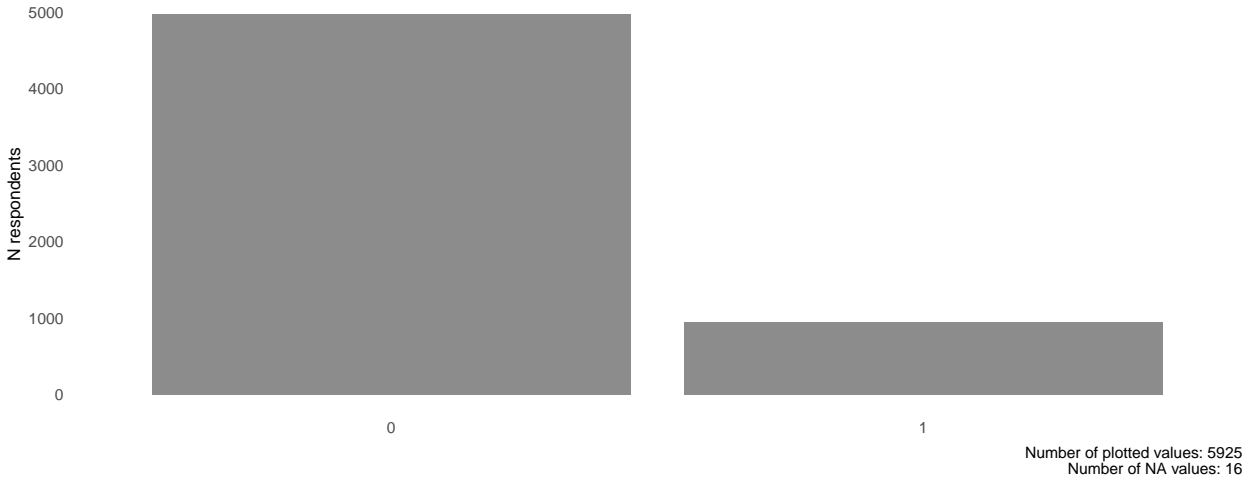
For the computation of the carbon footprint (see [Priority Evaluator](#)), respondents which answered ‘Don’t know / Other’ to this question were considered as heating with heating oil. This choice was made because heating oil is currently the most common heating source in Switzerland.



Question 25: Solar PV

w3_q25

| | |
|--------------------------|---|
| Variable name | w3_q25 |
| Variable label | Photovoltaic Solar Panels |
| Dataset | smp_w3 |
| Item source | Swiss Mobility Panel Wave 3 |
| Question type | Single Choice |
| Intro text | In the first section, we will ask you questions about different behaviours and living conditions that use fossil fuels. Fossil fuels are energy sources such as natural gas, coal, diesel and petrol (gasoline). Using fossil fuels emits carbon dioxide (CO ₂), which is identified as a main cause of climate change. Your answers to the following questions will be used to estimate how much CO ₂ emissions you produce per year. |
| Intro text (DE) | In diesem ersten Abschnitt werden wir Ihnen Fragen über verschiedene Verhaltensweisen und Lebensbedingungen stellen, welche zum Verbrauch fossiler Brennstoffe führen. Fossile Brennstoffe sind Energieträger wie z.B. Erdgas, Kohle, Diesel und Benzin. Der Verbrauch fossiler Brennstoffe führt zur Freisetzung von Kohlenstoffdioxid (CO ₂), was als eine Hauptursache des Klimawandels angesehen wird. Anhand Ihrer Antworten auf die folgenden Fragen wird geschätzt, wie viel CO ₂ -Emissionen Sie pro Jahr verursachen. |
| Instruction | |
| Instruction (DE) | |
| Question text | Do you have photovoltaic solar panels (PV) for electricity production installed on your house? |
| Question text (DE) | Haben Sie auf Ihrem Haus photovoltaische Solarzellen (PV) zur Stromerzeugung installiert? |
| Item text | |
| Item text (DE) | |
| Value Labels | |
| 0 | No |
| 1 | Yes |
| Value Labels (DE) | |
| 0 (DE) | Nein |
| 1 (DE) | Ja |
| <i>Missing Labels</i> | |
| -22 | not in panel |
| -33 | unit nonresponse |
| -44 | missing by m.o.p. |
| -55 | missing by technical error |
| -66 | missing by design |
| -77 | not reached |
| -88 | missing by filter |
| -97 | nonvalid answer in survey (e.g. ambiguous) |
| -99 | item nonresponse |



Noise Exposure

Question 26: Exposure to Environmental Factors

w3_q26x1

| | |
|--------------------|---|
| Variable name | w3_q26x1 |
| Variable label | Noise Perception - Day Traffic |
| Dataset | smp_w3 |
| Item source | Swiss Mobility Panel Wave 3 |
| Question type | Single Choice |
| Intro text | |
| Intro text (DE) | |
| Instruction | |
| Instruction (DE) | |
| Question text | To what extent do you feel exposed or not exposed to the following environmental factors at your residence? |
| Question text (DE) | In welchem Ausmass fühlen Sie sich an Ihrem Wohnsitz den folgenden Umweltfaktoren ausgesetzt oder nicht ausgesetzt? |
| Item text | Noise from traffic (cars, trains, trams, buses, airplanes) during the day |
| Item text (DE) | Lärm von Verkehr (Autos, Bahn, Tram, Bus, Flugzeuge) am Tag |

Value Labels

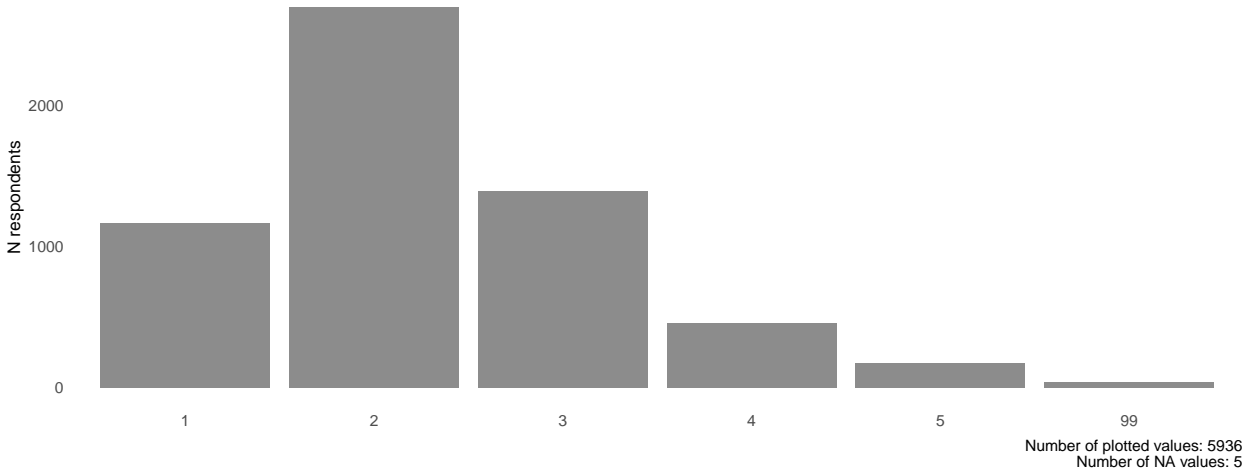
| | |
|----|-----------------------|
| 1 | Not exposed at all |
| 2 | Slightly exposed |
| 3 | Somewhat exposed |
| 4 | Strongly exposed |
| 5 | Very strongly exposed |
| 99 | Don't know |

Value Labels (DE)

| | |
|---------|----------------------------|
| 1 (DE) | Überhaupt nicht ausgesetzt |
| 2 (DE) | Wenig ausgesetzt |
| 3 (DE) | Mittel ausgesetzt |
| 4 (DE) | Stark ausgesetzt |
| 5 (DE) | Sehr stark ausgesetzt |
| 99 (DE) | Weiss nicht |

Missing Labels

| | |
|-----|--|
| -22 | not in panel |
| -33 | unit nonresponse |
| -44 | missing by m.o.p. |
| -55 | missing by technical error |
| -66 | missing by design |
| -77 | not reached |
| -88 | missing by filter |
| -97 | nonvalid answer in survey (e.g. ambiguous) |
| -99 | item nonresponse |



w3_q26x2

| | |
|--------------------|---|
| Variable name | w3_q26x2 |
| Variable label | Noise Perception - Night Traffic |
| Dataset | smp_w3 |
| Item source | Swiss Mobility Panel Wave 3 |
| Question type | Single Choice |
| Intro text | |
| Intro text (DE) | |
| Instruction | |
| Instruction (DE) | |
| Question text | To what extent do you feel exposed or not exposed to the following environmental factors at your residence? |
| Question text (DE) | In welchem Ausmass fühlen Sie sich an Ihrem Wohnsitz den folgenden Umweltfaktoren ausgesetzt oder nicht ausgesetzt? |
| Item text | Noise from traffic (cars, trains, trams, buses, airplanes) at night |
| Item text (DE) | Lärm von Verkehr (Autos, Bahn, Tram, Bus, Flugzeuge) in der Nacht |

Value Labels

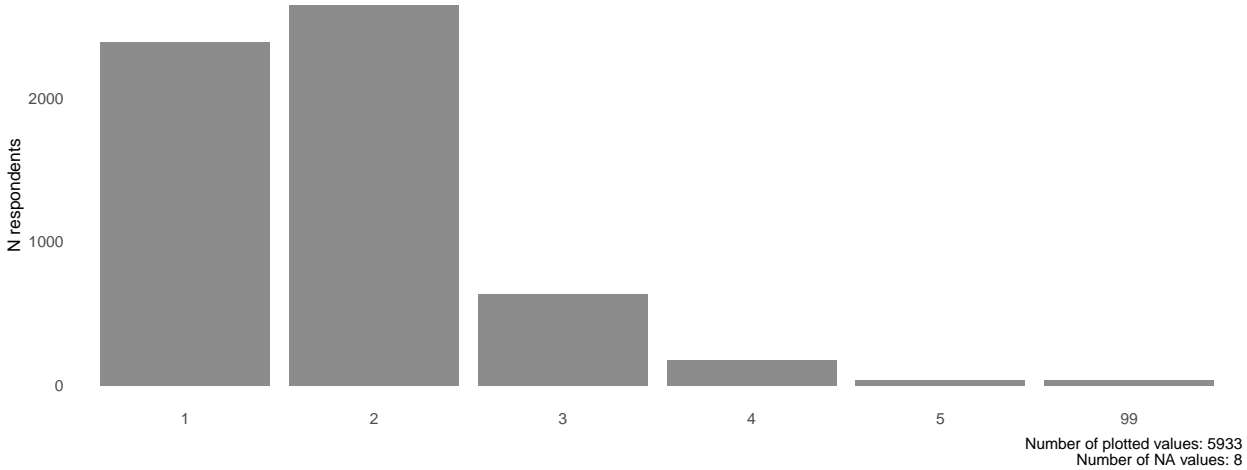
| | |
|----|-----------------------|
| 1 | Not exposed at all |
| 2 | Slightly exposed |
| 3 | Somewhat exposed |
| 4 | Strongly exposed |
| 5 | Very strongly exposed |
| 99 | Don't know |

Value Labels (DE)

| | |
|---------|----------------------------|
| 1 (DE) | Überhaupt nicht ausgesetzt |
| 2 (DE) | Wenig ausgesetzt |
| 3 (DE) | Mittel ausgesetzt |
| 4 (DE) | Stark ausgesetzt |
| 5 (DE) | Sehr stark ausgesetzt |
| 99 (DE) | Weiss nicht |

Missing Labels

| | |
|-----|--|
| -22 | not in panel |
| -33 | unit nonresponse |
| -44 | missing by m.o.p. |
| -55 | missing by technical error |
| -66 | missing by design |
| -77 | not reached |
| -88 | missing by filter |
| -97 | nonvalid answer in survey (e.g. ambiguous) |
| -99 | item nonresponse |



w3_q26x3

| | |
|--------------------|--|
| Variable name | w3_q26x3 |
| Variable label | Air Pollution Perception - Day Traffic |
| Dataset | smp_w3 |
| Item source | Swiss Mobility Panel Wave 3 |
| Question type | Single Choice |
| Intro text | |
| Intro text (DE) | |
| Instruction | |
| Instruction (DE) | |
| Question text | To what extent do you feel exposed or not exposed to the following environmental factors at your residence? |
| Question text (DE) | In welchem Ausmass fühlen Sie sich an Ihrem Wohnort den folgenden Umweltfaktoren ausgesetzt oder nicht ausgesetzt? |
| Item text | Air pollution from traffic (cars, trains, trams, buses, airplanes) during the day |
| Item text (DE) | Luftverschmutzung durch Verkehr (Autos, Bahn, Tram, Bus, Flugzeuge) am Tag |

Value Labels

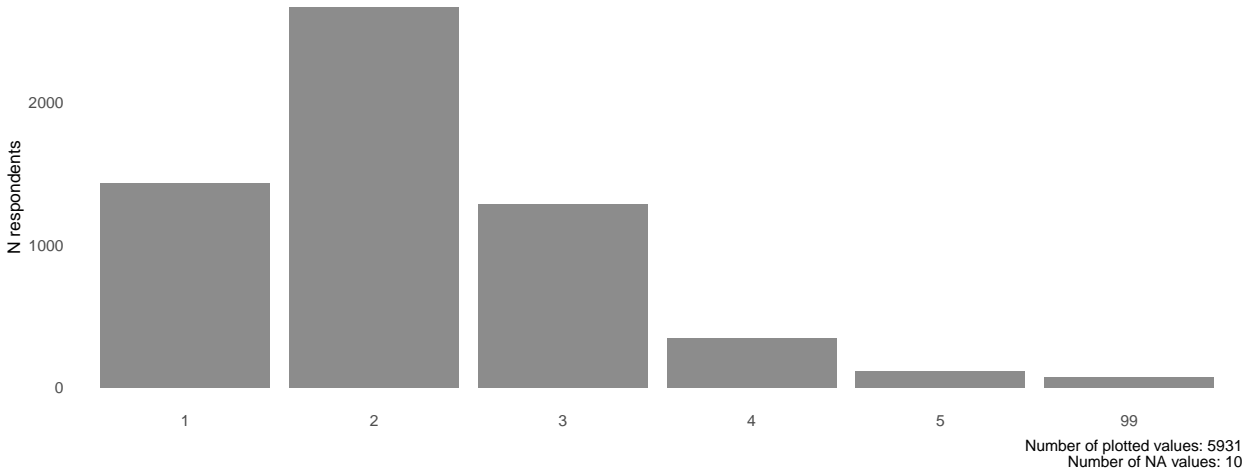
| | |
|----|-----------------------|
| 1 | Not exposed at all |
| 2 | Slightly exposed |
| 3 | Somewhat exposed |
| 4 | Strongly exposed |
| 5 | Very strongly exposed |
| 99 | Don't know |

Value Labels (DE)

| | |
|---------|----------------------------|
| 1 (DE) | Überhaupt nicht ausgesetzt |
| 2 (DE) | Wenig ausgesetzt |
| 3 (DE) | Mittel ausgesetzt |
| 4 (DE) | Stark ausgesetzt |
| 5 (DE) | Sehr stark ausgesetzt |
| 99 (DE) | Weiss nicht |

Missing Labels

| | |
|-----|--|
| -22 | not in panel |
| -33 | unit nonresponse |
| -44 | missing by m.o.p. |
| -55 | missing by technical error |
| -66 | missing by design |
| -77 | not reached |
| -88 | missing by filter |
| -97 | nonvalid answer in survey (e.g. ambiguous) |
| -99 | item nonresponse |



w3_q26x4

| | |
|--------------------|--|
| Variable name | w3_q26x4 |
| Variable label | Air Pollution Perception - Night Traffic |
| Dataset | smp_w3 |
| Item source | Swiss Mobility Panel Wave 3 |
| Question type | Single Choice |
| Intro text | |
| Intro text (DE) | |
| Instruction | |
| Instruction (DE) | |
| Question text | To what extent do you feel exposed or not exposed to the following environmental factors at your residence? |
| Question text (DE) | In welchem Ausmass fühlen Sie sich an Ihrem Wohnort den folgenden Umweltfaktoren ausgesetzt oder nicht ausgesetzt? |
| Item text | Air pollution from traffic (cars, trains, trams, buses, airplanes) at night |
| Item text (DE) | Luftverschmutzung durch Verkehr (Autos, Bahn, Tram, Bus, Flugzeuge) in der Nacht |

Value Labels

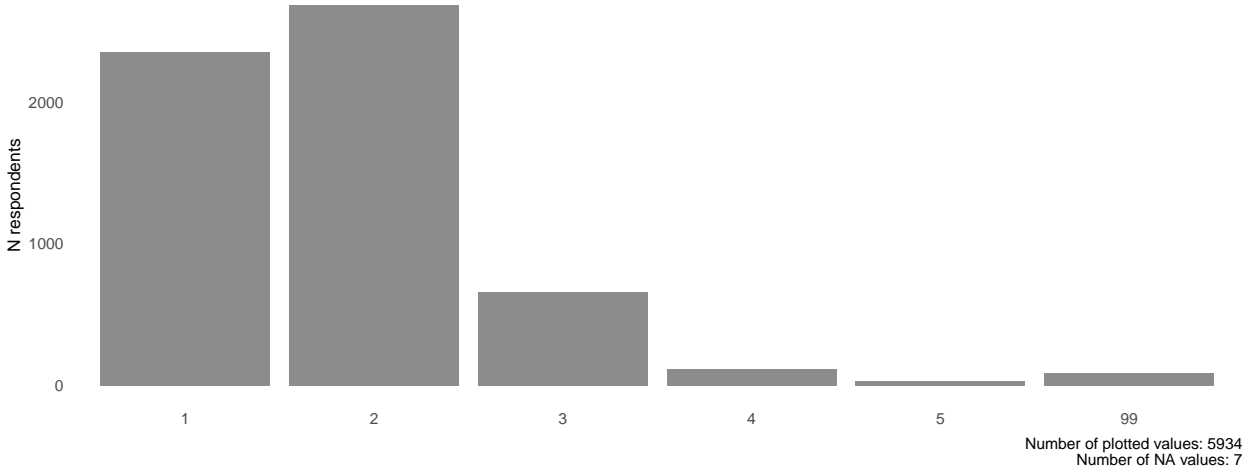
| | |
|----|-----------------------|
| 1 | Not exposed at all |
| 2 | Slightly exposed |
| 3 | Somewhat exposed |
| 4 | Strongly exposed |
| 5 | Very strongly exposed |
| 99 | Don't know |

Value Labels (DE)

| | |
|---------|----------------------------|
| 1 (DE) | Überhaupt nicht ausgesetzt |
| 2 (DE) | Wenig ausgesetzt |
| 3 (DE) | Mittel ausgesetzt |
| 4 (DE) | Stark ausgesetzt |
| 5 (DE) | Sehr stark ausgesetzt |
| 99 (DE) | Weiss nicht |

Missing Labels

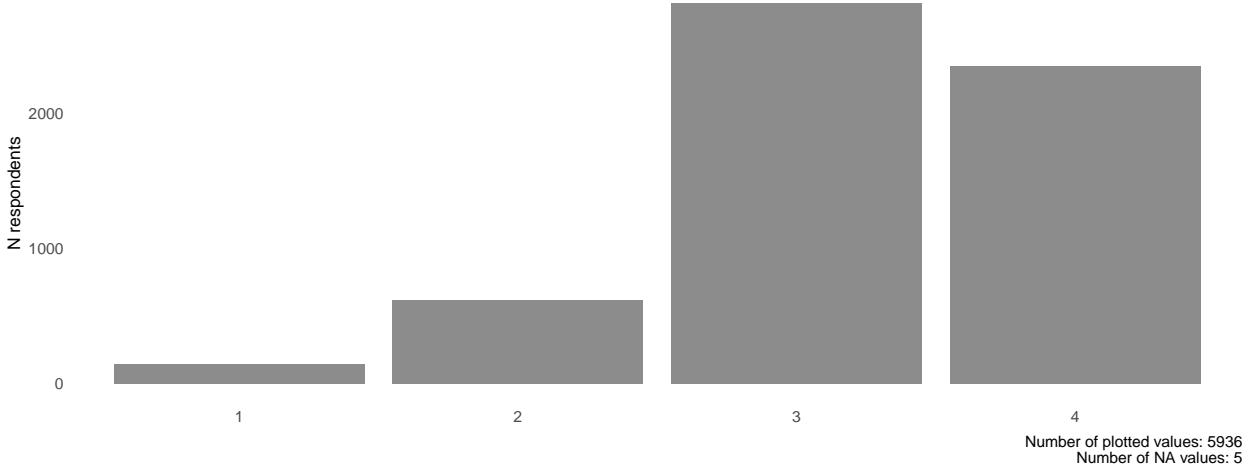
| | |
|-----|--|
| -22 | not in panel |
| -33 | unit nonresponse |
| -44 | missing by m.o.p. |
| -55 | missing by technical error |
| -66 | missing by design |
| -77 | not reached |
| -88 | missing by filter |
| -97 | nonvalid answer in survey (e.g. ambiguous) |
| -99 | item nonresponse |



Question 27: Window Quality

w3_q27


| | |
|--------------------------|--|
| Variable name | w3_q27 |
| Variable label | Windows Quality Noise |
| Dataset | smp_w3 |
| Item source | Swiss Mobility Panel Wave 3 |
| Question type | Single Choice |
| Intro text | |
| Intro text (DE) | |
| Instruction | |
| Instruction (DE) | |
| Question text | With regard to noise protection: How would you assess the overall quality of the windows in your home? |
| Question text (DE) | Mit Blick auf den Lärmschutz: Wie würden Sie die Qualität der Fenster Ihrer Wohnräume insgesamt einschätzen? |
| Item text | |
| Item text (DE) | |
| Value Labels | |
| 1 | Very bad |
| 2 | Rather bad |
| 3 | Rather good |
| 4 | Very good |
| Value Labels (DE) | |
| 1 (DE) | Sehr schlecht |
| 2 (DE) | Eher schlecht |
| 3 (DE) | Eher gut |
| 4 (DE) | Sehr gut |
| <i>Missing Labels</i> | |
| -22 | not in panel |
| -33 | unit nonresponse |
| -44 | missing by m.o.p. |
| -55 | missing by technical error |
| -66 | missing by design |
| -77 | not reached |
| -88 | missing by filter |
| -97 | nonvalid answer in survey (e.g. ambiguous) |
| -99 | item nonresponse |



Question 28: Bedroom Exposure

w3_q28


| | |
|--------------------------|---|
| Variable name | w3_q28 |
| Variable label | Bedroom Window Street Facing |
| Dataset | smp_w3 |
| Item source | Swiss Mobility Panel Wave 3 |
| Question type | Single Choice |
| Intro text | |
| Intro text (DE) | |
| Instruction | |
| Instruction (DE) | |
| Question text | Does one or more window(s) in your bedroom face a street? |
| Question text (DE) | Sind ein oder mehrere Fenster Ihres Schlafzimmers zur Strasse hin ausgerichtet? |
| Item text | |
| Item text (DE) | |
| Value Labels | |
| 0 | No |
| 1 | Yes |
| Value Labels (DE) | |
| 0 (DE) | Nein |
| 1 (DE) | Ja |
| <i>Missing Labels</i> | |
| -22 | not in panel |
| -33 | unit nonresponse |
| -44 | missing by m.o.p. |
| -55 | missing by technical error |
| -66 | missing by design |
| -77 | not reached |
| -88 | missing by filter |
| -97 | nonvalid answer in survey (e.g. ambiguous) |
| -99 | item nonresponse |



Question 29: Living Room Exposure

w3_q29

| | |
|--------------------------|---|
| Variable name | w3_q29 |
| Variable label | Living Room Window Street Facing |
| Dataset | smp_w3 |
| Item source | Swiss Mobility Panel Wave 3 |
| Question type | Single Choice |
| Intro text | |
| Intro text (DE) | |
| Instruction | |
| Instruction (DE) | |
| Question text | Does one or more window(s) in your living room face a street? |
| Question text (DE) | Sind ein oder mehrere Fenster Ihres Wohnzimmers zur Strasse hin ausgerichtet? |
| Item text | |
| Item text (DE) | |
| Value Labels | |
| 0 | No |
| 1 | Yes |
| Value Labels (DE) | |
| 0 (DE) | Nein |
| 1 (DE) | Ja |
| <i>Missing Labels</i> | |
| -22 | not in panel |
| -33 | unit nonresponse |
| -44 | missing by m.o.p. |
| -55 | missing by technical error |
| -66 | missing by design |
| -77 | not reached |
| -88 | missing by filter |
| -97 | nonvalid answer in survey (e.g. ambiguous) |
| -99 | item nonresponse |



Climate Attitudes

Question 30: Cause of Climate Change

w3_q30

| | |
|--------------------|---|
| Variable name | w3_q30 |
| Variable label | Climate Change Cause (Pre-PE) |
| Dataset | smp_w3 |
| Item source | Swiss Mobility Panel Wave 3 |
| Question type | Single Choice |
| Intro text | Now, we would like to ask you some questions about climate change (global warming). |
| Intro text (DE) | Jetzt würden wir Ihnen gerne ein paar Fragen über den Klimawandel (Erderwärmung) stellen. |
| Instruction | |
| Instruction (DE) | |
| Question text | Do you think that climate change is caused by natural processes, human activity, or both? |
| Question text (DE) | Denken Sie, dass der Klimawandel durch natürliche Prozesse, durch menschliches Handeln oder durch beides verursacht wird? |
| Item text | |
| Item text (DE) | |

Value Labels

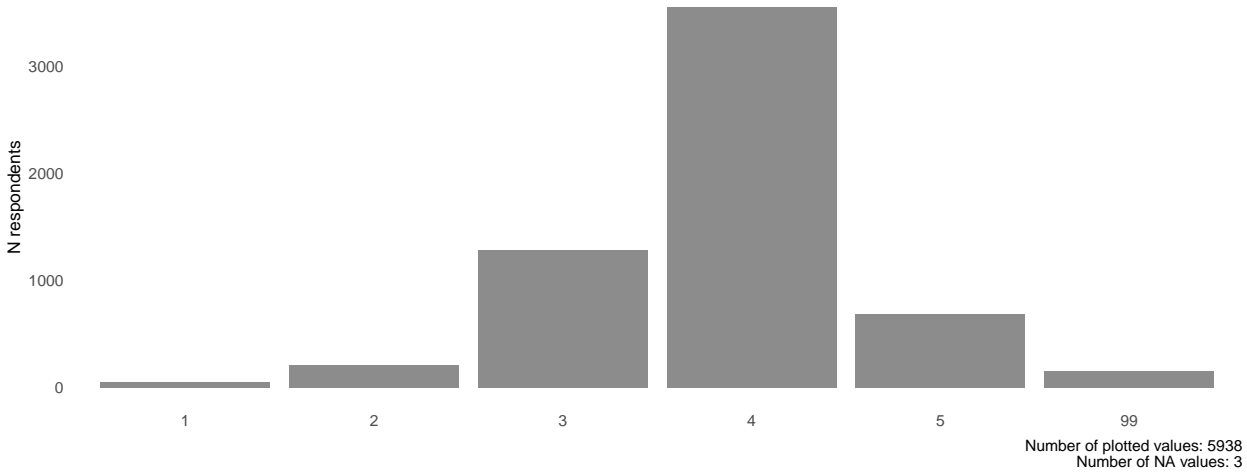
| | |
|----|---|
| 1 | Entirely by natural processes |
| 2 | Mainly by natural processes |
| 3 | About equally by natural processes and human activity |
| 4 | Mainly by human activity |
| 5 | Entirely by human activity |
| 99 | Don't know |

Value Labels (DE)

| | |
|---------|--|
| 1 (DE) | Nur durch natürliche Prozesse |
| 2 (DE) | Vor allem durch natürliche Prozesse |
| 3 (DE) | Zu etwa gleichen Teilen durch natürliche Prozesse und menschliches Handeln |
| 4 (DE) | Vor allem durch menschliches Handeln |
| 5 (DE) | Nur durch menschliches Handeln |
| 99 (DE) | Weiss nicht |

Missing Labels

| | |
|-----|--|
| -22 | not in panel |
| -33 | unit nonresponse |
| -44 | missing by m.o.p. |
| -55 | missing by technical error |
| -66 | missing by design |
| -77 | not reached |
| -88 | missing by filter |
| -97 | nonvalid answer in survey (e.g. ambiguous) |
| -99 | item nonresponse |



Question 31: Worried about Climate Change

w3_q31

| | |
|--------------------|---|
| Variable name | w3_q31 |
| Variable label | Climate Change Concern (Pre-PE) |
| Dataset | smp_w3 |
| Item source | Swiss Mobility Panel Wave 3 |
| Question type | Single Choice |
| Intro text | Now, we would like to ask you some questions about climate change (global warming). |
| Intro text (DE) | Jetzt würden wir Ihnen gerne ein paar Fragen über den Klimawandel (Erderwärmung) stellen. |
| Instruction | |
| Instruction (DE) | |
| Question text | How worried are you about climate change? |
| Question text (DE) | Wie besorgt sind Sie über den Klimawandel? |
| Item text | |
| Item text (DE) | |

Value Labels

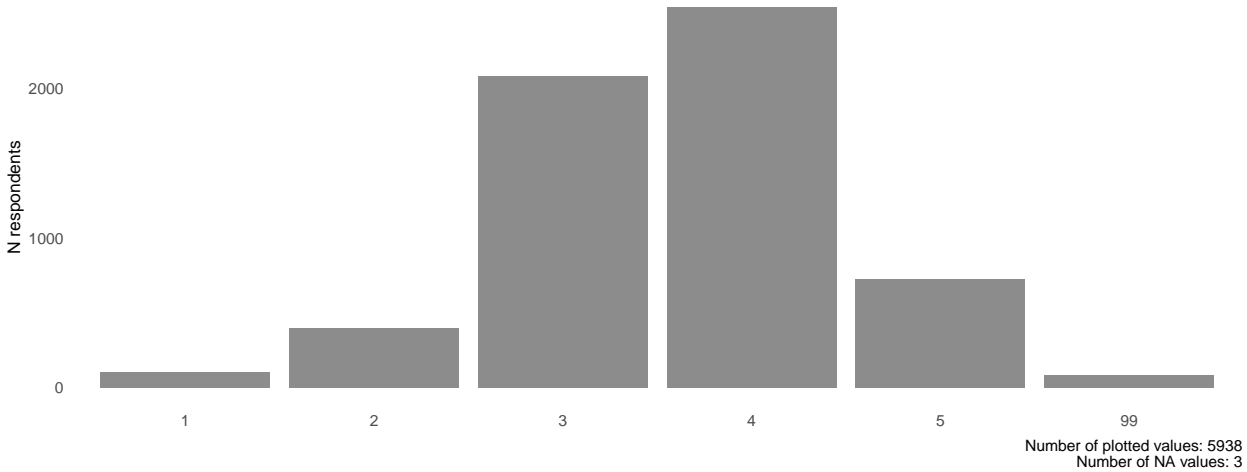
| | |
|----|--------------------|
| 1 | Not at all worried |
| 2 | Not very worried |
| 3 | Somewhat worried |
| 4 | Very worried |
| 5 | Extremely worried |
| 99 | Don't know |

Value Labels (DE)

| | |
|---------|-------------------------|
| 1 (DE) | Überhaupt nicht besorgt |
| 2 (DE) | Nicht sehr besorgt |
| 3 (DE) | Etwas besorgt |
| 4 (DE) | Sehr besorgt |
| 5 (DE) | Äusserst besorgt |
| 99 (DE) | Weiss nicht |

Missing Labels

| | |
|-----|--|
| -22 | not in panel |
| -33 | unit nonresponse |
| -44 | missing by m.o.p. |
| -55 | missing by technical error |
| -66 | missing by design |
| -77 | not reached |
| -88 | missing by filter |
| -97 | nonvalid answer in survey (e.g. ambiguous) |
| -99 | item nonresponse |



Question 32: Personal Responsibility

w3_q32

| | |
|--------------------|---|
| Variable name | w3_q32 |
| Variable label | Personal Responsibility Emission Reduction (Pre-PE) |
| Dataset | smp_w3 |
| Item source | Swiss Mobility Panel Wave 3 |
| Question type | Single Choice |
| Intro text | Now, we would like to ask you some questions about climate change (global warming). |
| Intro text (DE) | Jetzt würden wir Ihnen gerne ein paar Fragen über den Klimawandel (Erderwärmung) stellen. |
| Instruction | |
| Instruction (DE) | |
| Question text | To what extent do you feel you have a personal responsibility to try to reduce carbon dioxide (CO ₂) emissions that are contributing to climate change, where 0 is not at all and 10 is a great deal? |
| Question text (DE) | Wie sehr fühlen Sie sich persönlich dafür verantwortlich , zu versuchen, die zum Klimawandel beitragenden CO ₂ -Emissionen zu reduzieren, wobei 0 für «Überhaupt nicht» und 10 für «Sehr stark» steht. |
| Item text | |
| Item text (DE) | |

Value Labels

| | |
|----|-----------------|
| 0 | Not at all 0 |
| 1 | 1 |
| 2 | 2 |
| 3 | 3 |
| 4 | 4 |
| 5 | 5 |
| 6 | 6 |
| 7 | 7 |
| 8 | 8 |
| 9 | 9 |
| 10 | A great deal 10 |
| 99 | Don't know |

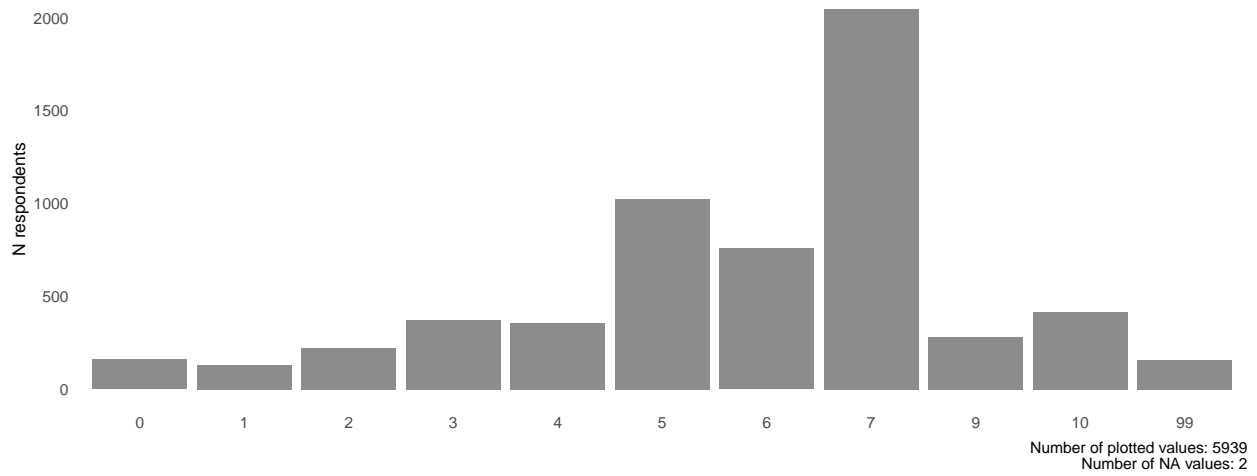
Value Labels (DE)

| | |
|---------|-------------------|
| 0 (DE) | Überhaupt nicht 0 |
| 1 (DE) | 1 |
| 2 (DE) | 2 |
| 3 (DE) | 3 |
| 4 (DE) | 4 |
| 5 (DE) | 5 |
| 6 (DE) | 6 |
| 7 (DE) | 7 |
| 8 (DE) | 8 |
| 9 (DE) | 9 |
| 10 (DE) | Sehr stark 10 |
| 99 (DE) | Weiss nicht |

Missing Labels

| | |
|-----|--|
| -22 | not in panel |
| -33 | unit nonresponse |
| -44 | missing by m.o.p. |
| -55 | missing by technical error |
| -66 | missing by design |
| -77 | not reached |
| -88 | missing by filter |
| -97 | nonvalid answer in survey (e.g. ambiguous) |
| -99 | item nonresponse |

For this question, answers with '8' were recoded as '7'. This was due to a recoding error in the technical setup of the survey.



Question 33: Effects on Local Area (100 years)

w3_q33

| | |
|--------------------|--|
| Variable name | w3_q33 |
| Variable label | Prospective Local Climate Change Impact (Pre-PE) |
| Dataset | smp_w3 |
| Item source | Swiss Mobility Panel Wave 3 |
| Question type | Single Choice |
| Intro text | Now, we would like to ask you some questions about climate change (global warming). |
| Intro text (DE) | Jetzt würden wir Ihnen gerne ein paar Fragen über den Klimawandel (Erderwärmung) stellen. |
| Instruction | |
| Instruction (DE) | |
| Question text | How much do you think the local area where you live will be affected by climate change in the next 100 years, where 0 is not at all and 10 is a great deal? |
| Question text (DE) | Wie stark, glauben Sie, wird die Gegend, in der Sie leben, in den nächsten 100 Jahren vom Klimawandel betroffen sein, wobei 0 für «Überhaupt nicht» und 10 für «Sehr stark» steht? |
| Item text | |
| Item text (DE) | |

Value Labels

| | |
|----|-----------------|
| 0 | Not at all 0 |
| 1 | 1 |
| 2 | 2 |
| 3 | 3 |
| 4 | 4 |
| 5 | 5 |
| 6 | 6 |
| 7 | 7 |
| 8 | 8 |
| 9 | 9 |
| 10 | A great deal 10 |
| 99 | Don't know |

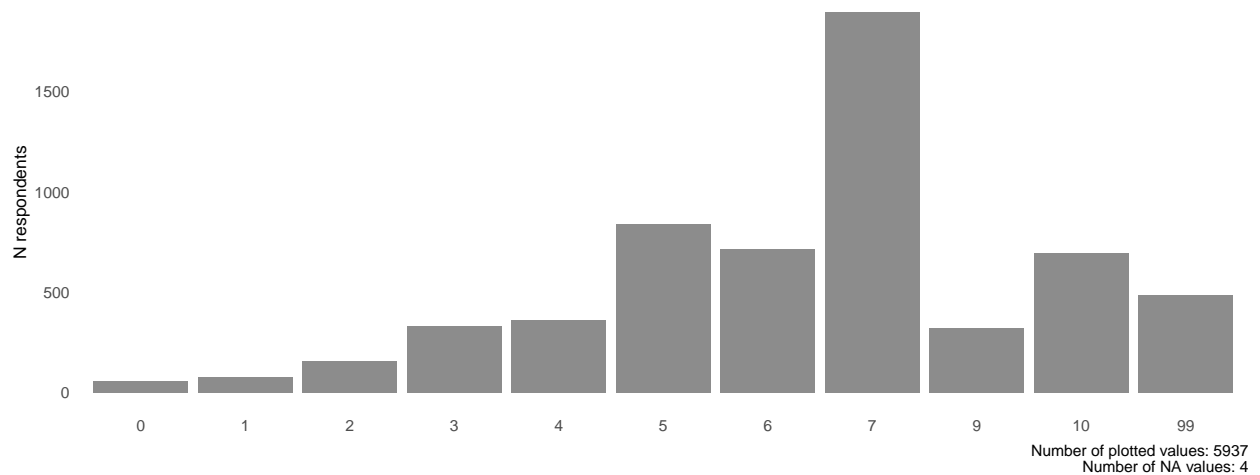
Value Labels (DE)

| | |
|---------|-------------------|
| 0 (DE) | Überhaupt nicht 0 |
| 1 (DE) | 1 |
| 2 (DE) | 2 |
| 3 (DE) | 3 |
| 4 (DE) | 4 |
| 5 (DE) | 5 |
| 6 (DE) | 6 |
| 7 (DE) | 7 |
| 8 (DE) | 8 |
| 9 (DE) | 9 |
| 10 (DE) | Sehr stark 10 |
| 99 (DE) | Weiss nicht |

Missing Labels

| | |
|-----|--|
| -22 | not in panel |
| -33 | unit nonresponse |
| -44 | missing by m.o.p. |
| -55 | missing by technical error |
| -66 | missing by design |
| -77 | not reached |
| -88 | missing by filter |
| -97 | nonvalid answer in survey (e.g. ambiguous) |
| -99 | item nonresponse |

For this question, answers with '8' were recoded as '7'. This was due to a recoding error in the technical setup of the survey.



Question 34: Effects on Local Area (currently)

w3_q34

| | |
|--------------------|--|
| Variable name | w3_q34 |
| Variable label | Current Local Climate Change Impact (Pre-PE) |
| Dataset | smp_w3 |
| Item source | Swiss Mobility Panel Wave 3 |
| Question type | Single Choice |
| Intro text | Now, we would like to ask you some questions about climate change (global warming). |
| Intro text (DE) | Jetzt würden wir Ihnen gerne ein paar Fragen über den Klimawandel (Erderwärmung) stellen. |
| Instruction | |
| Instruction (DE) | |
| Question text | How much do you think the local area where you live is currently being affected by climate change, where 0 is not at all and 10 is a great deal? |
| Question text (DE) | Wie stark ist Ihrer Meinung nach das Gebiet, in dem Sie leben, derzeit vom Klimawandel betroffen, wobei 0 für «Überhaupt nicht» und 10 für «Sehr stark» steht? |
| Item text | |
| Item text (DE) | |

Value Labels

| | |
|----|-----------------|
| 0 | Not at all 0 |
| 1 | 1 |
| 2 | 2 |
| 3 | 3 |
| 4 | 4 |
| 5 | 5 |
| 6 | 6 |
| 7 | 7 |
| 8 | 8 |
| 9 | 9 |
| 10 | A great deal 10 |
| 99 | Don't know |

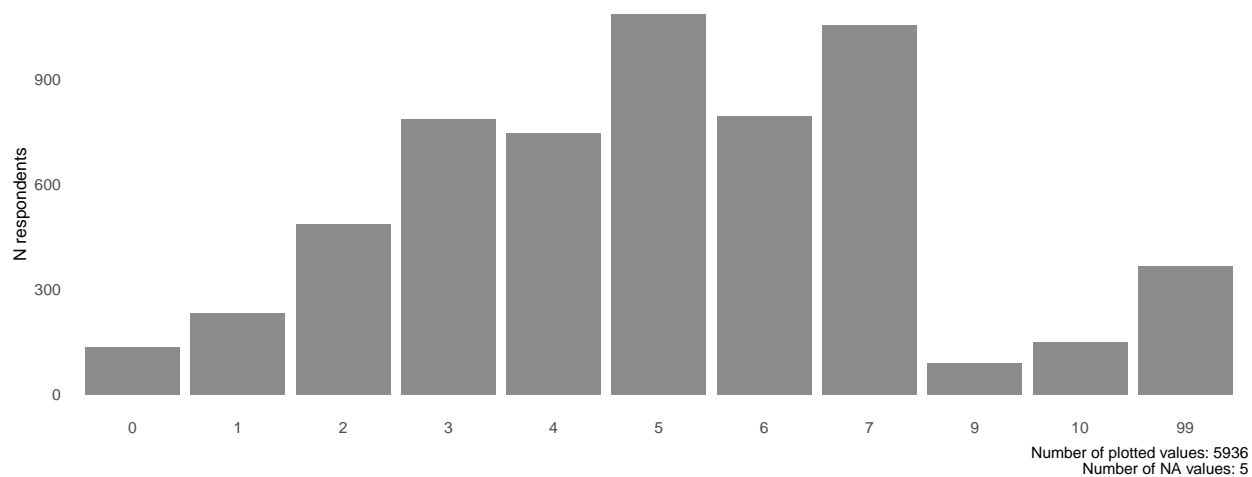
Value Labels (DE)

| | |
|---------|-------------------|
| 0 (DE) | Überhaupt nicht 0 |
| 1 (DE) | 1 |
| 2 (DE) | 2 |
| 3 (DE) | 3 |
| 4 (DE) | 4 |
| 5 (DE) | 5 |
| 6 (DE) | 6 |
| 7 (DE) | 7 |
| 8 (DE) | 8 |
| 9 (DE) | 9 |
| 10 (DE) | Sehr stark 10 |
| 99 (DE) | Weiss nicht |

Missing Labels

| | |
|-----|--|
| -22 | not in panel |
| -33 | unit nonresponse |
| -44 | missing by m.o.p. |
| -55 | missing by technical error |
| -66 | missing by design |
| -77 | not reached |
| -88 | missing by filter |
| -97 | nonvalid answer in survey (e.g. ambiguous) |
| -99 | item nonresponse |

For this question, answers with '8' were recoded as '7'. This was due to a recoding error in the technical setup of the survey.



Question 35: Ability to Reduce CO2 Emissions

w3_q35

| | |
|--------------------|--|
| Variable name | w3_q35 |
| Variable label | CO2 Self-Efficacy (Pre-PE) |
| Dataset | smp_w3 |
| Item source | Swiss Mobility Panel Wave 3 |
| Question type | Single Choice |
| Intro text | The following two statements are about changes you could make to your current behaviours and living conditions that would reduce your carbon dioxide (CO2) emissions. Examples are driving/flying less, reducing personal energy usage, switching to an electric vehicle, or installing solar panels on your home. Please state how confident you are in each of these statements, where 0 is not at all confident and 10 is completely confident. |
| Intro text (DE) | Die folgenden beiden Aussagen beziehen sich auf Veränderungen, die Sie an Ihrem derzeitigen Verhalten und Ihren Lebensbedingungen vornehmen könnten, um Ihre Kohlendioxidemissionen (CO2-Emissionen) zu verringern. Beispiele dafür sind weniger fahren / fliegen, den persönlichen Energieverbrauch senken, ein Elektroauto kaufen oder Solarpanels an Ihrem Eigenheim anbringen. Bitte geben Sie an, wie zuversichtlich Sie bei jeder dieser Aussagen sind, wobei 0 bedeutet, dass Sie überhaupt nicht zuversichtlich sind, und 10, dass Sie vollkommen zuversichtlich sind. |
| Instruction | |
| Instruction (DE) | |
| Question text | I could reduce my own carbon dioxide (CO2) emissions. |
| Question text (DE) | Ich könnte meine eigenen Kohlendioxidemissionen (CO2-Emissionen) reduzieren. |
| Item text | |
| Item text (DE) | |

Value Labels

| | |
|----|-------------------------|
| 0 | Not at all confident 0 |
| 1 | 1 |
| 2 | 2 |
| 3 | 3 |
| 4 | 4 |
| 5 | 5 |
| 6 | 6 |
| 7 | 7 |
| 8 | 8 |
| 9 | 9 |
| 10 | Completely confident 10 |
| 99 | Don't know |

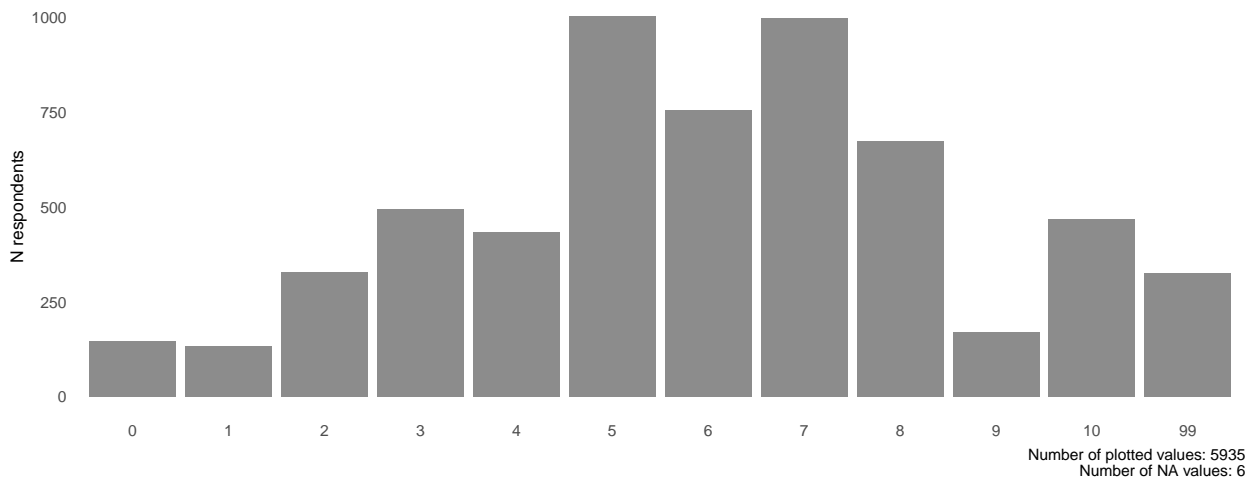
Value Labels (DE)

| | |
|--------|----------------------------------|
| 0 (DE) | Überhaupt nicht zuversichtlich 0 |
| 1 (DE) | 1 |
| 2 (DE) | 2 |
| 3 (DE) | 3 |
| 4 (DE) | 4 |
| 5 (DE) | 5 |
| 6 (DE) | 6 |

| | |
|---------|------------------------------|
| 7 (DE) | 7 |
| 8 (DE) | 8 |
| 9 (DE) | 9 |
| 10 (DE) | Vollkommen zuversichtlich 10 |
| 99 (DE) | Weiss nicht |

Missing Labels

| | |
|-----|--|
| -22 | not in panel |
| -33 | unit nonresponse |
| -44 | missing by m.o.p. |
| -55 | missing by technical error |
| -66 | missing by design |
| -77 | not reached |
| -88 | missing by filter |
| -97 | nonvalid answer in survey (e.g. ambiguous) |
| -99 | item nonresponse |



Question 36: Impact of Reducing CO2 Emissions

w3_q36

| | |
|--------------------|--|
| Variable name | w3_q36 |
| Variable label | CO2 Personal Outcome Expectancy (Pre-PE) |
| Dataset | smp_w3 |
| Item source | Swiss Mobility Panel Wave 3 |
| Question type | Single Choice |
| Intro text | The following two statements are about changes you could make to your current behaviours and living conditions that would reduce your carbon dioxide (CO2) emissions. Examples are driving/flying less, reducing personal energy usage, switching to an electric vehicle, or installing solar panels on your home. Please state how confident you are in each of these statements, where 0 is not at all confident and 10 is completely confident. |
| Intro text (DE) | Die folgenden beiden Aussagen beziehen sich auf Veränderungen, die Sie an Ihrem derzeitigen Verhalten und Ihren Lebensbedingungen vornehmen könnten, um Ihre Kohlendioxidemissionen (CO2-Emissionen) zu verringern. Beispiele dafür sind weniger fahren / fliegen, den persönlichen Energieverbrauch senken, ein Elektroauto kaufen oder Solarpanels an Ihrem Eigenheim anbringen. Bitte geben Sie an, wie zuversichtlich Sie bei jeder dieser Aussagen sind, wobei 0 bedeutet, dass Sie überhaupt nicht zuversichtlich sind, und 10, dass Sie vollkommen zuversichtlich sind. |
| Instruction | |
| Instruction (DE) | |
| Question text | Reducing my own carbon dioxide (CO2) emissions will help limit climate change. |
| Question text (DE) | Die Verringerung meiner eigenen Kohlendioxidemissionen (CO2-Emissionen) wird zur Begrenzung des Klimawandels beitragen. |
| Item text | |
| Item text (DE) | |

Value Labels

| | |
|----|-------------------------|
| 0 | Not at all confident 0 |
| 1 | 1 |
| 2 | 2 |
| 3 | 3 |
| 4 | 4 |
| 5 | 5 |
| 6 | 6 |
| 7 | 7 |
| 8 | 8 |
| 9 | 9 |
| 10 | Completely confident 10 |
| 99 | Don't know |

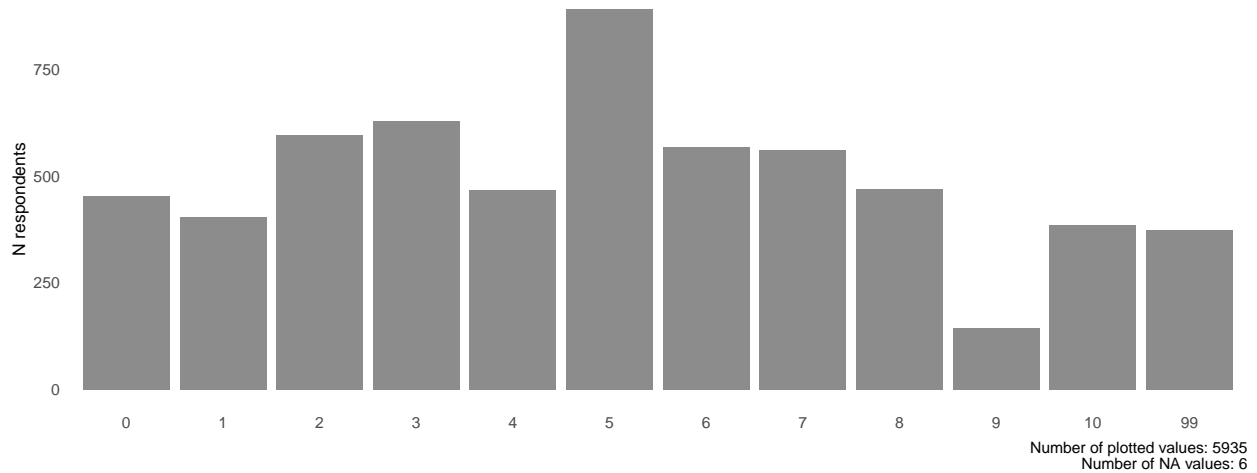
Value Labels (DE)

| | |
|--------|----------------------------------|
| 0 (DE) | Überhaupt nicht zuversichtlich 0 |
| 1 (DE) | 1 |
| 2 (DE) | 2 |
| 3 (DE) | 3 |
| 4 (DE) | 4 |
| 5 (DE) | 5 |

| | |
|---------|------------------------------|
| 6 (DE) | 6 |
| 7 (DE) | 7 |
| 8 (DE) | 8 |
| 9 (DE) | 9 |
| 10 (DE) | Vollkommen zuversichtlich 10 |
| 99 (DE) | Weiss nicht |

Missing Labels

| | |
|-----|--|
| -22 | not in panel |
| -33 | unit nonresponse |
| -44 | missing by m.o.p. |
| -55 | missing by technical error |
| -66 | missing by design |
| -77 | not reached |
| -88 | missing by filter |
| -97 | nonvalid answer in survey (e.g. ambiguous) |
| -99 | item nonresponse |



Question 37: Confidence about Swiss Policies Towards Climate Change

w3_q37

| | |
|--------------------|---|
| Variable name | w3_q37 |
| Variable label | CO2 Institutional Efficacy (Pre-PE) |
| Dataset | smp_w3 |
| Item source | Swiss Mobility Panel Wave 3 |
| Question type | Single Choice |
| Intro text | Now, the following two statements are about new policies and regulations that the Swiss Government could institute with the aim of reducing carbon dioxide (CO ₂) emissions. Please state how confident you are in each of the following statements, where 0 is not at all confident and 10 is completely confident. |
| Intro text (DE) | Die folgenden beiden Aussagen beziehen sich auf neue politische Massnahmen und Vorschriften, die die Schweizer Regierung einführen könnte, um die Emissionen von Kohlendioxid (CO ₂) zu verringern. Bitte geben Sie an, wie zuversichtlich Sie bei jeder dieser Aussagen sind, wobei 0 bedeutet, dass Sie überhaupt nicht zuversichtlich sind, und 10, dass Sie vollkommen zuversichtlich sind. |
| Instruction | |
| Instruction (DE) | |
| Question text | The Swiss Government will institute new policies and regulations aimed at reducing carbon dioxide (CO ₂) emissions. |
| Question text (DE) | Die Schweizer Regierung wird neue politische Massnahmen und Vorschriften einführen, um die Emissionen von Kohlendioxid (CO ₂) zu verringern. |
| Item text | |
| Item text (DE) | |

Value Labels

| | |
|----|-------------------------|
| 0 | Not at all confident 0 |
| 1 | 1 |
| 2 | 2 |
| 3 | 3 |
| 4 | 4 |
| 5 | 5 |
| 6 | 6 |
| 7 | 7 |
| 8 | 8 |
| 9 | 9 |
| 10 | Completely confident 10 |
| 99 | Don't know |

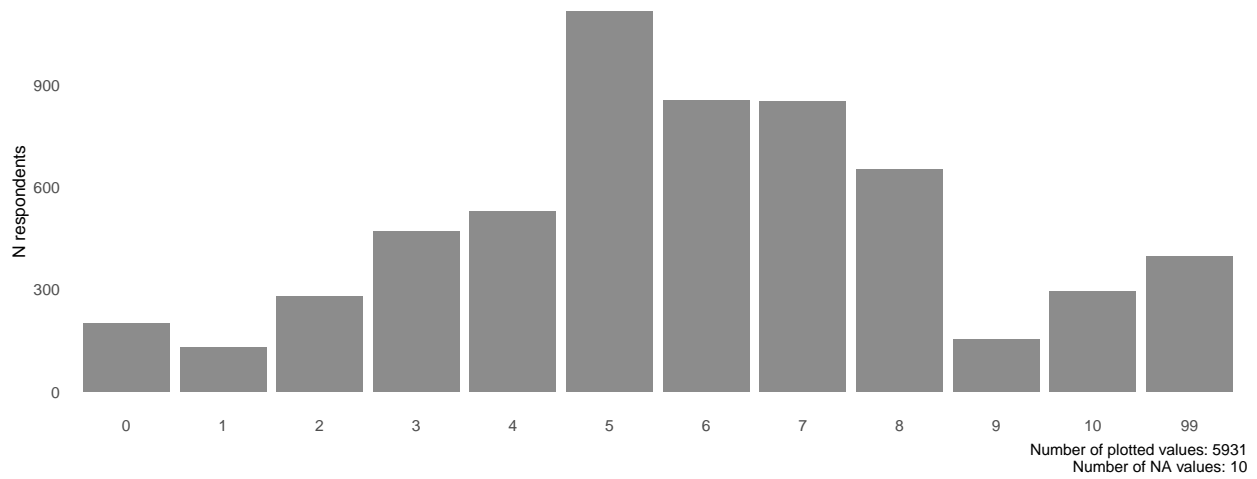
Value Labels (DE)

| | |
|--------|----------------------------------|
| 0 (DE) | Überhaupt nicht zuversichtlich 0 |
| 1 (DE) | 1 |
| 2 (DE) | 2 |
| 3 (DE) | 3 |
| 4 (DE) | 4 |
| 5 (DE) | 5 |
| 6 (DE) | 6 |
| 7 (DE) | 7 |
| 8 (DE) | 8 |

| | |
|---------|------------------------------|
| 9 (DE) | 9 |
| 10 (DE) | Vollkommen zuversichtlich 10 |
| 99 (DE) | Weiss nicht |

Missing Labels

| | |
|-----|--|
| -22 | not in panel |
| -33 | unit nonresponse |
| -44 | missing by m.o.p. |
| -55 | missing by technical error |
| -66 | missing by design |
| -77 | not reached |
| -88 | missing by filter |
| -97 | nonvalid answer in survey (e.g. ambiguous) |
| -99 | item nonresponse |



Question 38: Impact of Swiss Policies Towards Climate Change

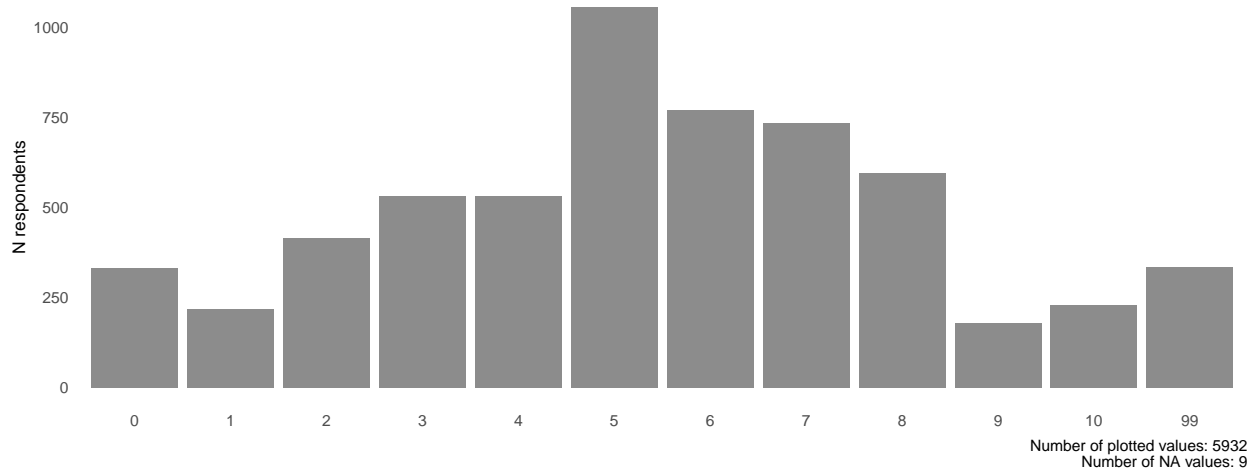
w3_q38

| | |
|--------------------------|---|
| Variable name | w3_q38 |
| Variable label | CO2 Institutional Outcome Expectancy (Pre-PE) |
| Dataset | smp_w3 |
| Item source | Swiss Mobility Panel Wave 3 |
| Question type | Single Choice |
| Intro text | Now, the following two statements are about new policies and regulations that the Swiss Government could institute with the aim of reducing carbon dioxide (CO ₂) emissions. Please state how confident you are in each of the following statements, where 0 is not at all confident and 10 is completely confident. |
| Intro text (DE) | Die folgenden beiden Aussagen beziehen sich auf neue politische Massnahmen und Vorschriften, die die Schweizer Regierung einführen könnte, um die Emissionen von Kohlendioxid (CO ₂) zu verringern. Bitte geben Sie an, wie zuversichtlich Sie bei jeder dieser Aussagen sind, wobei 0 bedeutet, dass Sie überhaupt nicht zuversichtlich sind, und 10, dass Sie vollkommen zuversichtlich sind. |
| Instruction | |
| Instruction (DE) | |
| Question text | Now imagine that the Swiss Government does institute new policies and regulations aimed at reducing carbon dioxide (CO ₂) emissions: How confident are you that these policies and regulations will help limit climate change? |
| Question text (DE) | Stellen Sie sich nun vor, dass die Schweizer Regierung neue politische Massnahmen und Vorschriften einführt, um die Emissionen von Kohlendioxid (CO ₂) zu verringern: Wie zuversichtlich sind Sie, dass diese politischen Massnahmen und Vorschriften zur Begrenzung des Klimawandels beitragen? |
| Item text | |
| Item text (DE) | |
| Value Labels | |
| 0 | Not at all confident 0 |
| 1 | 1 |
| 2 | 2 |
| 3 | 3 |
| 4 | 4 |
| 5 | 5 |
| 6 | 6 |
| 7 | 7 |
| 8 | 8 |
| 9 | 9 |
| 10 | Completely confident 10 |
| 99 | Don't know |
| Value Labels (DE) | |
| 0 (DE) | Überhaupt nicht zuversichtlich 0 |
| 1 (DE) | 1 |
| 2 (DE) | 2 |
| 3 (DE) | 3 |
| 4 (DE) | 4 |
| 5 (DE) | 5 |

| | |
|---------|------------------------------|
| 6 (DE) | 6 |
| 7 (DE) | 7 |
| 8 (DE) | 8 |
| 9 (DE) | 9 |
| 10 (DE) | Vollkommen zuversichtlich 10 |
| 99 (DE) | Weiss nicht |

Missing Labels

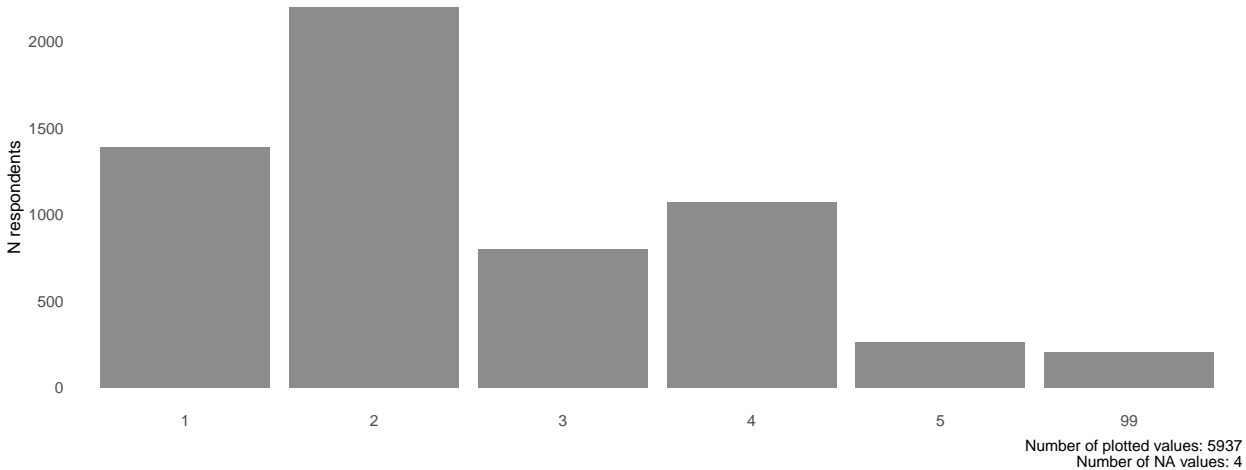
| | |
|-----|--|
| -22 | not in panel |
| -33 | unit nonresponse |
| -44 | missing by m.o.p. |
| -55 | missing by technical error |
| -66 | missing by design |
| -77 | not reached |
| -88 | missing by filter |
| -97 | nonvalid answer in survey (e.g. ambiguous) |
| -99 | item nonresponse |



Question 39: Unstoppable Climate Change

w3_q39

| | |
|--------------------------|---|
| Variable name | w3_q39 |
| Variable label | Climate Fatalism (Pre-PE) |
| Dataset | smp_w3 |
| Item source | Swiss Mobility Panel Wave 3 |
| Question type | Single Choice |
| Intro text | |
| Intro text (DE) | |
| Instruction | |
| Instruction (DE) | |
| Question text | How much do you agree or disagree with the following statement? Climate change is an unstoppable process, we cannot do anything about it. |
| Question text (DE) | Wie sehr stimmen Sie der folgenden Aussage zu oder nicht zu? Der Klimawandel ist ein unaufhaltbarer Prozess, wir können nichts dagegen tun. |
| Item text | |
| Item text (DE) | |
| Value Labels | |
| 1 | Strongly disagree |
| 2 | Somewhat disagree |
| 3 | Neither agree nor disagree |
| 4 | Somewhat agree |
| 5 | Strongly agree |
| 99 | Don't know |
| Value Labels (DE) | |
| 1 (DE) | Stimme überhaupt nicht zu |
| 2 (DE) | Stimme eher nicht zu |
| 3 (DE) | Weder noch |
| 4 (DE) | Stimme eher zu |
| 5 (DE) | Stimme voll und ganz zu |
| 99 (DE) | Weiss nicht |
| <i>Missing Labels</i> | |
| -22 | not in panel |
| -33 | unit nonresponse |
| -44 | missing by m.o.p. |
| -55 | missing by technical error |
| -66 | missing by design |
| -77 | not reached |
| -88 | missing by filter |
| -97 | nonvalid answer in survey (e.g. ambiguous) |
| -99 | item nonresponse |



Policy Evaluation

Question 40: Policy Measures

w3_q40x1

| | |
|--------------------|---|
| Variable name | w3_q40x1 |
| Variable label | Petrol Tax Increase |
| Dataset | smp_w3 |
| Item source | Swiss Mobility Panel Wave 3 |
| Question type | Single Choice |
| Intro text | In the following section we will ask you questions about different policies and measures the Swiss Government could adopt. |
| Intro text (DE) | Im folgenden Abschnitt stellen wir Ihnen Fragen zu verschiedenen politischen Massnahmen und Vorschriften, welche die Schweizer Regierung ergreifen könnte. |
| Instruction | |
| Instruction (DE) | |
| Question text | Please select how much are you in favour or against each of the following measures: |
| Question text (DE) | Bitte wählen Sie aus, wie sehr Sie für oder gegen die folgenden Massnahmen sind. |
| Item text | Increasing the CO2 tax on diesel and petrol (gasoline) from the current tax of 1.5 Rp. per liter to 12 Rp. per liter. This increased CO2 tax would make diesel and petrol (gasoline) around 10 Rappen more expensive per litre compared to today. |
| Item text (DE) | Erhöhung der CO2-Abgabe auf Diesel und Benzin von momentan 1.5 Rp. pro Liter auf 12 Rp. pro Liter. Diese erhöhte CO2-Steuer würde Diesel und Benzin rund 10 Rappen pro Liter teurer machen im Vergleich zu heute. |

Value Labels

| | |
|----|-------------------------|
| 1 | Very much against |
| 2 | Somewhat against |
| 3 | Neither for nor against |
| 4 | Somewhat in favour |
| 5 | Very much in favour |
| 99 | Don't know |

Value Labels (DE)

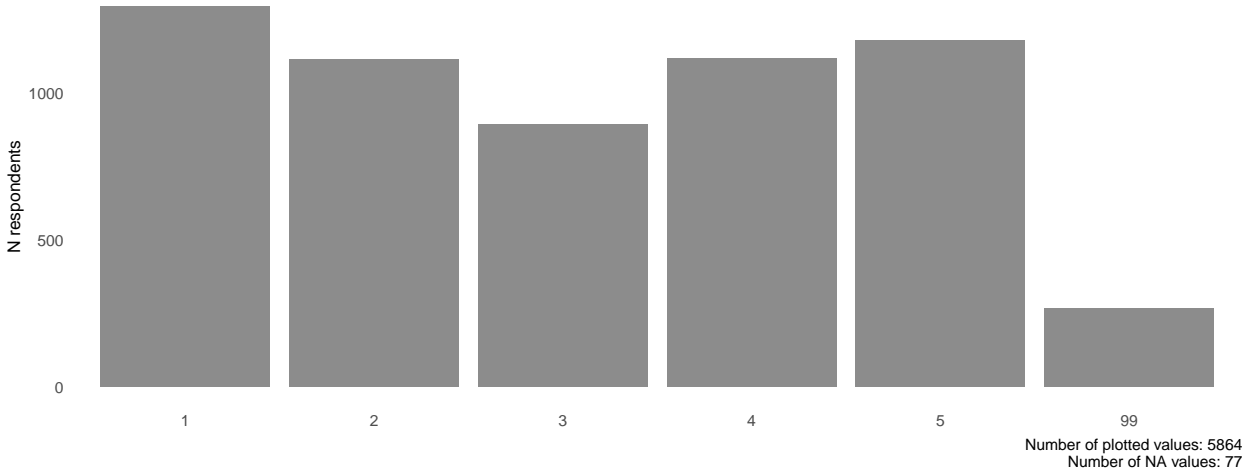
| | |
|---------|--------------|
| 1 (DE) | Sehr dagegen |
| 2 (DE) | Eher dagegen |
| 3 (DE) | Teils, teils |
| 4 (DE) | Eher dafür |
| 5 (DE) | Sehr dafür |
| 99 (DE) | Weiss nicht |

Missing Labels

| | |
|-----|--|
| -22 | not in panel |
| -33 | unit nonresponse |
| -44 | missing by m.o.p. |
| -55 | missing by technical error |
| -66 | missing by design |
| -77 | not reached |
| -88 | missing by filter |
| -97 | nonvalid answer in survey (e.g. ambiguous) |

-99 item nonresponse

The questions of this block 'Policy Evaluation' were displayed at different moments in the survey depending on the [survey group](#) (i.e., before or after the [Priority Evaluator](#))



w3_q40x2

| | |
|--------------------|--|
| Variable name | w3_q40x2 |
| Variable label | Ban Petrol Diesel Cars - 2030 |
| Dataset | smp_w3 |
| Item source | Swiss Mobility Panel Wave 3 |
| Question type | Single Choice |
| Intro text | In the following section we will ask you questions about different policies and measures the Swiss Government could adopt. |
| Intro text (DE) | Im folgenden Abschnitt stellen wir Ihnen Fragen zu verschiedenen politischen Massnahmen und Vorschriften, welche die Schweizer Regierung ergreifen könnte. |
| Instruction | |
| Instruction (DE) | |
| Question text | Please select how much are you in favour or against each of the following measures: |
| Question text (DE) | Bitte wählen Sie aus, wie sehr Sie für oder gegen die folgenden Massnahmen sind. |
| Item text | Stopping the registration of new cars with petrol (gasoline) or diesel motors after 2030 |
| Item text (DE) | Stopp der Zulassung von Neuwagen mit Benzin- oder Dieselmotoren nach 2030 |

Value Labels

| | |
|----|-------------------------|
| 1 | Very much against |
| 2 | Somewhat against |
| 3 | Neither for nor against |
| 4 | Somewhat in favour |
| 5 | Very much in favour |
| 99 | Don't know |

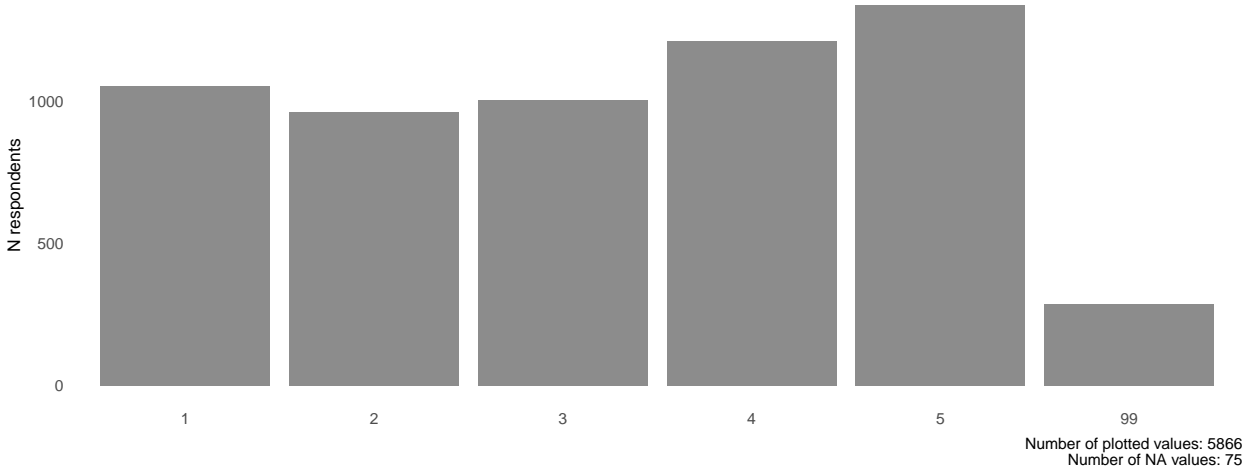
Value Labels (DE)

| | |
|---------|--------------|
| 1 (DE) | Sehr dagegen |
| 2 (DE) | Eher dagegen |
| 3 (DE) | Teils, teils |
| 4 (DE) | Eher dafür |
| 5 (DE) | Sehr dafür |
| 99 (DE) | Weiss nicht |

Missing Labels

| | |
|-----|--|
| -22 | not in panel |
| -33 | unit nonresponse |
| -44 | missing by m.o.p. |
| -55 | missing by technical error |
| -66 | missing by design |
| -77 | not reached |
| -88 | missing by filter |
| -97 | nonvalid answer in survey (e.g. ambiguous) |
| -99 | item nonresponse |

The questions of this block 'Policy Evaluation' were displayed at different moments in the survey depending on the [survey group](#) (i.e., before or after the [Priority Evaluator](#))



w3_q40x3

| | |
|--------------------|--|
| Variable name | w3_q40x3 |
| Variable label | Increase Gov Spending for PT |
| Dataset | smp_w3 |
| Item source | Swiss Mobility Panel Wave 3 |
| Question type | Single Choice |
| Intro text | In the following section we will ask you questions about different policies and measures the Swiss Government could adopt. |
| Intro text (DE) | Im folgenden Abschnitt stellen wir Ihnen Fragen zu verschiedenen politischen Massnahmen und Vorschriften, welche die Schweizer Regierung ergreifen könnte. |
| Instruction | |
| Instruction (DE) | |
| Question text | Please select how much are you in favour or against each of the following measures: |
| Question text (DE) | Bitte wählen Sie aus, wie sehr Sie für oder gegen die folgenden Massnahmen sind. |
| Item text | Increasing government spending for public transportation (trains, buses, or tramways) to reduce public transportation ticket prices by 15% |
| Item text (DE) | Erhöhung der staatlichen Finanzierung des öffentlichen Verkehrs (Züge, Busse oder Trams) um Billetpreise um 15% zu reduzieren |

Value Labels

| | |
|----|-------------------------|
| 1 | Very much against |
| 2 | Somewhat against |
| 3 | Neither for nor against |
| 4 | Somewhat in favour |
| 5 | Very much in favour |
| 99 | Don't know |

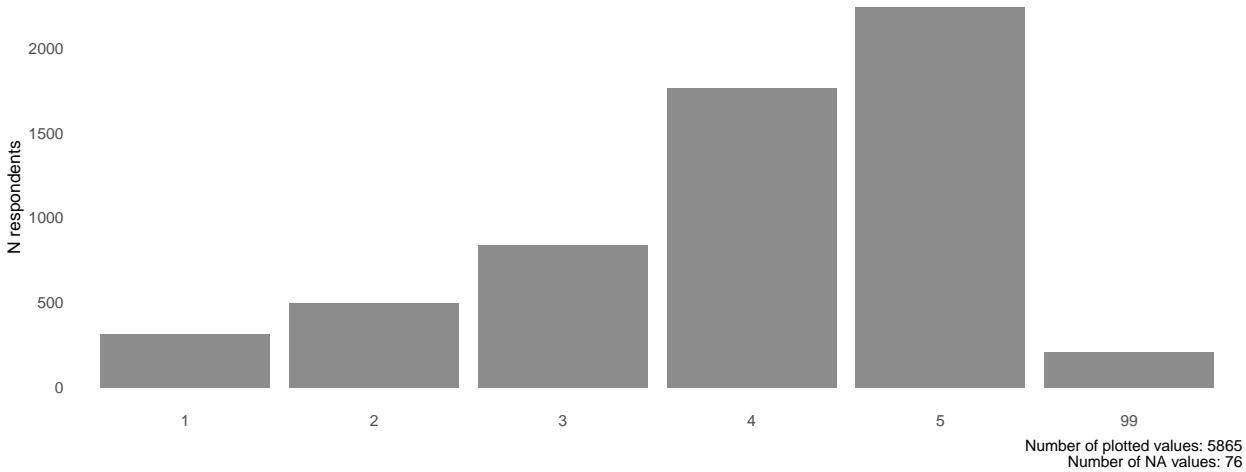
Value Labels (DE)

| | |
|---------|--------------|
| 1 (DE) | Sehr dagegen |
| 2 (DE) | Eher dagegen |
| 3 (DE) | Teils, teils |
| 4 (DE) | Eher dafür |
| 5 (DE) | Sehr dafür |
| 99 (DE) | Weiss nicht |

Missing Labels

| | |
|-----|--|
| -22 | not in panel |
| -33 | unit nonresponse |
| -44 | missing by m.o.p. |
| -55 | missing by technical error |
| -66 | missing by design |
| -77 | not reached |
| -88 | missing by filter |
| -97 | nonvalid answer in survey (e.g. ambiguous) |
| -99 | item nonresponse |

The questions of this block 'Policy Evaluation' were displayed at different moments in the survey depending on the [survey group](#) (i.e., before or after the [Priority Evaluator](#))



w3_q40x4

| | |
|--------------------|--|
| Variable name | w3_q40x4 |
| Variable label | CO2 Tax on Flights |
| Dataset | smp_w3 |
| Item source | Swiss Mobility Panel Wave 3 |
| Question type | Single Choice |
| Intro text | In the following section we will ask you questions about different policies and measures the Swiss Government could adopt. |
| Intro text (DE) | Im folgenden Abschnitt stellen wir Ihnen Fragen zu verschiedenen politischen Massnahmen und Vorschriften, welche die Schweizer Regierung ergreifen könnte. |
| Instruction | |
| Instruction (DE) | |
| Question text | Please select how much are you in favour or against each of the following measures: |
| Question text (DE) | Bitte wählen Sie aus, wie sehr Sie für oder gegen die folgenden Massnahmen sind. |
| Item text | Introducing a CO2 tax on airline travel, which ranges from 30 CHF for short-haul flights to 120 CHF for long-haul flights |
| Item text (DE) | Einführung einer CO2-Abgabe auf Flugreisen, welche zwischen 30 CHF für Kurstreckenflüge und 120 CHF für Langstreckenflüge liegt |

Value Labels

| | |
|----|-------------------------|
| 1 | Very much against |
| 2 | Somewhat against |
| 3 | Neither for nor against |
| 4 | Somewhat in favour |
| 5 | Very much in favour |
| 99 | Don't know |

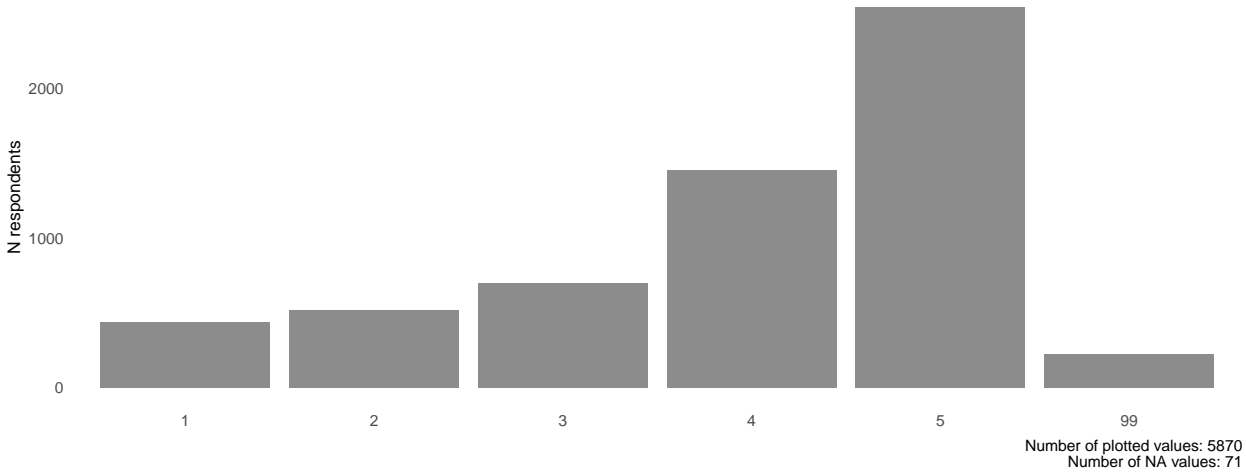
Value Labels (DE)

| | |
|---------|--------------|
| 1 (DE) | Sehr dagegen |
| 2 (DE) | Eher dagegen |
| 3 (DE) | Teils, teils |
| 4 (DE) | Eher dafür |
| 5 (DE) | Sehr dafür |
| 99 (DE) | Weiss nicht |

Missing Labels

| | |
|-----|--|
| -22 | not in panel |
| -33 | unit nonresponse |
| -44 | missing by m.o.p. |
| -55 | missing by technical error |
| -66 | missing by design |
| -77 | not reached |
| -88 | missing by filter |
| -97 | nonvalid answer in survey (e.g. ambiguous) |
| -99 | item nonresponse |

The questions of this block 'Policy Evaluation' were displayed at different moments in the survey depending on the [survey group](#) (i.e., before or after the [Priority Evaluator](#))



w3_q40x5

| | |
|--------------------|--|
| Variable name | w3_q40x5 |
| Variable label | Expand Bicycle Infrastructure |
| Dataset | smp_w3 |
| Item source | Swiss Mobility Panel Wave 3 |
| Question type | Single Choice |
| Intro text | In the following section we will ask you questions about different policies and measures the Swiss Government could adopt. |
| Intro text (DE) | Im folgenden Abschnitt stellen wir Ihnen Fragen zu verschiedenen politischen Massnahmen und Vorschriften, welche die Schweizer Regierung ergreifen könnte. |
| Instruction | |
| Instruction (DE) | |
| Question text | Please select how much are you in favour or against each of the following measures: |
| Question text (DE) | Bitte wählen Sie aus, wie sehr Sie für oder gegen die folgenden Massnahmen sind. |
| Item text | Expanding bicycle path networks and creating separate bicycle lanes on all municipal and cantonal roads (whenever technically feasible) |
| Item text (DE) | Erweiterung des Fahrradwegenetzes und Bau separater Fahrradwege auf allen Gemeinde- und Kantonsstrassen (wo technisch machbar) |

Value Labels

| | |
|----|-------------------------|
| 1 | Very much against |
| 2 | Somewhat against |
| 3 | Neither for nor against |
| 4 | Somewhat in favour |
| 5 | Very much in favour |
| 99 | Don't know |

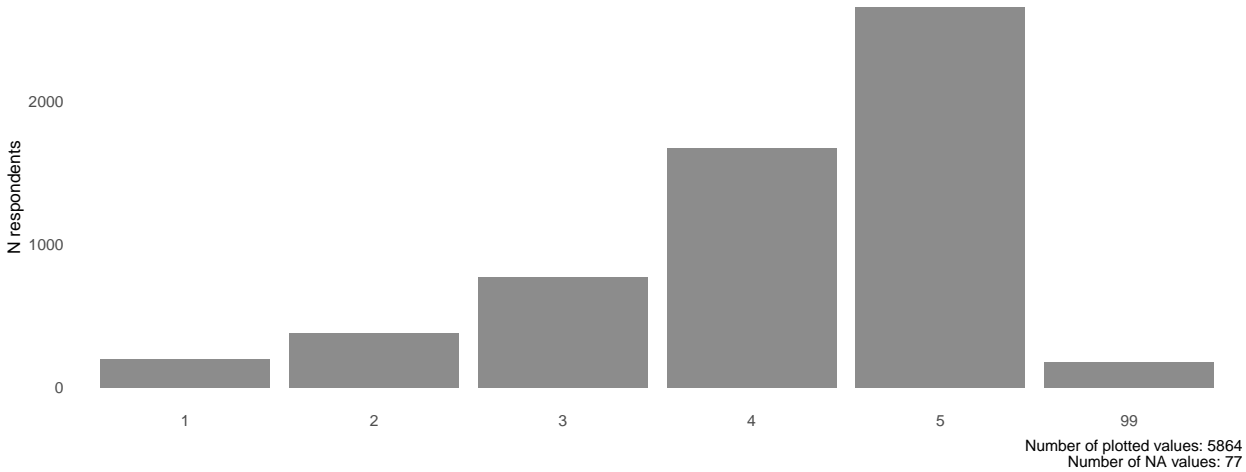
Value Labels (DE)

| | |
|---------|--------------|
| 1 (DE) | Sehr dagegen |
| 2 (DE) | Eher dagegen |
| 3 (DE) | Teils, teils |
| 4 (DE) | Eher dafür |
| 5 (DE) | Sehr dafür |
| 99 (DE) | Weiss nicht |

Missing Labels

| | |
|-----|--|
| -22 | not in panel |
| -33 | unit nonresponse |
| -44 | missing by m.o.p. |
| -55 | missing by technical error |
| -66 | missing by design |
| -77 | not reached |
| -88 | missing by filter |
| -97 | nonvalid answer in survey (e.g. ambiguous) |
| -99 | item nonresponse |

The questions of this block 'Policy Evaluation' were displayed at different moments in the survey depending on the [survey group](#) (i.e., before or after the [Priority Evaluator](#))



w3_q40x6

| | |
|--------------------|--|
| Variable name | w3_q40x6 |
| Variable label | E-bike Subsidy |
| Dataset | smp_w3 |
| Item source | Swiss Mobility Panel Wave 3 |
| Question type | Single Choice |
| Intro text | In the following section we will ask you questions about different policies and measures the Swiss Government could adopt. |
| Intro text (DE) | Im folgenden Abschnitt stellen wir Ihnen Fragen zu verschiedenen politischen Massnahmen und Vorschriften, welche die Schweizer Regierung ergreifen könnte. |
| Instruction | |
| Instruction (DE) | |
| Question text | Please select how much are you in favour or against each of the following measures: |
| Question text (DE) | Bitte wählen Sie aus, wie sehr Sie für oder gegen die folgenden Massnahmen sind. |
| Item text | Introducing a government subsidy of 500 CHF per person for an e-bike purchase |
| Item text (DE) | Einführung eines staatlichen Zuschusses von 500 CHF pro Person für den Kauf eines E-Bikes |

Value Labels

| | |
|----|-------------------------|
| 1 | Very much against |
| 2 | Somewhat against |
| 3 | Neither for nor against |
| 4 | Somewhat in favour |
| 5 | Very much in favour |
| 99 | Don't know |

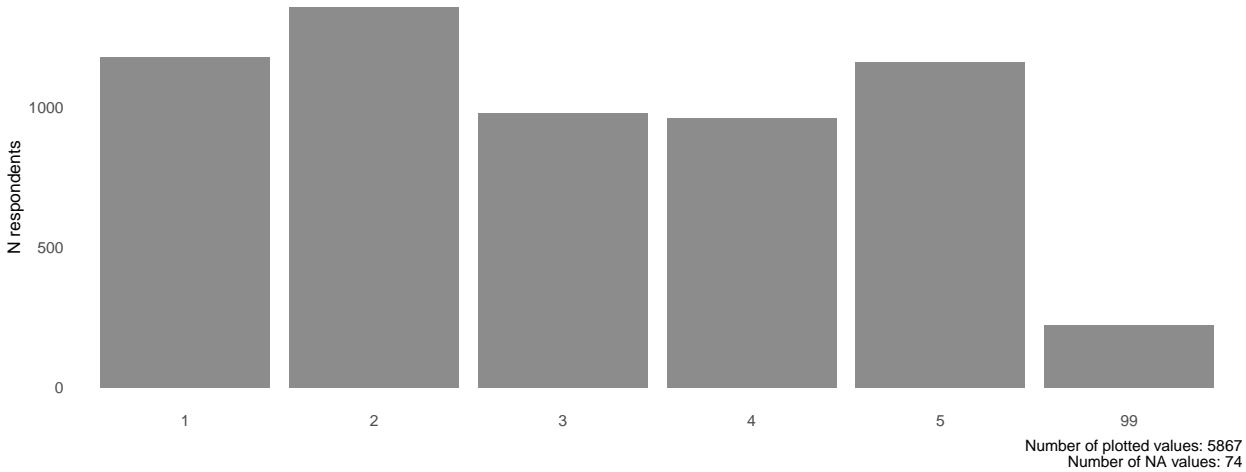
Value Labels (DE)

| | |
|---------|--------------|
| 1 (DE) | Sehr dagegen |
| 2 (DE) | Eher dagegen |
| 3 (DE) | Teils, teils |
| 4 (DE) | Eher dafür |
| 5 (DE) | Sehr dafür |
| 99 (DE) | Weiss nicht |

Missing Labels

| | |
|-----|--|
| -22 | not in panel |
| -33 | unit nonresponse |
| -44 | missing by m.o.p. |
| -55 | missing by technical error |
| -66 | missing by design |
| -77 | not reached |
| -88 | missing by filter |
| -97 | nonvalid answer in survey (e.g. ambiguous) |
| -99 | item nonresponse |

The questions of this block 'Policy Evaluation' were displayed at different moments in the survey depending on the [survey group](#) (i.e., before or after the [Priority Evaluator](#))



w3_q40x7

| | |
|--------------------|--|
| Variable name | w3_q40x7 |
| Variable label | Reduce Meat and Fish Subsidy |
| Dataset | smp_w3 |
| Item source | Swiss Mobility Panel Wave 3 |
| Question type | Single Choice |
| Intro text | In the following section we will ask you questions about different policies and measures the Swiss Government could adopt. |
| Intro text (DE) | Im folgenden Abschnitt stellen wir Ihnen Fragen zu verschiedenen politischen Massnahmen und Vorschriften, welche die Schweizer Regierung ergreifen könnte. |
| Instruction | |
| Instruction (DE) | |
| Question text | Please select how much are you in favour or against each of the following measures: |
| Question text (DE) | Bitte wählen Sie aus, wie sehr Sie für oder gegen die folgenden Massnahmen sind. |
| Item text | Reducing the current government financial support for meat and fish producers by 50% |
| Item text (DE) | Reduktion der derzeitigen staatlichen Subventionen für Fleisch- und Fischproduzenten um 50% |

Value Labels

| | |
|----|-------------------------|
| 1 | Very much against |
| 2 | Somewhat against |
| 3 | Neither for nor against |
| 4 | Somewhat in favour |
| 5 | Very much in favour |
| 99 | Don't know |

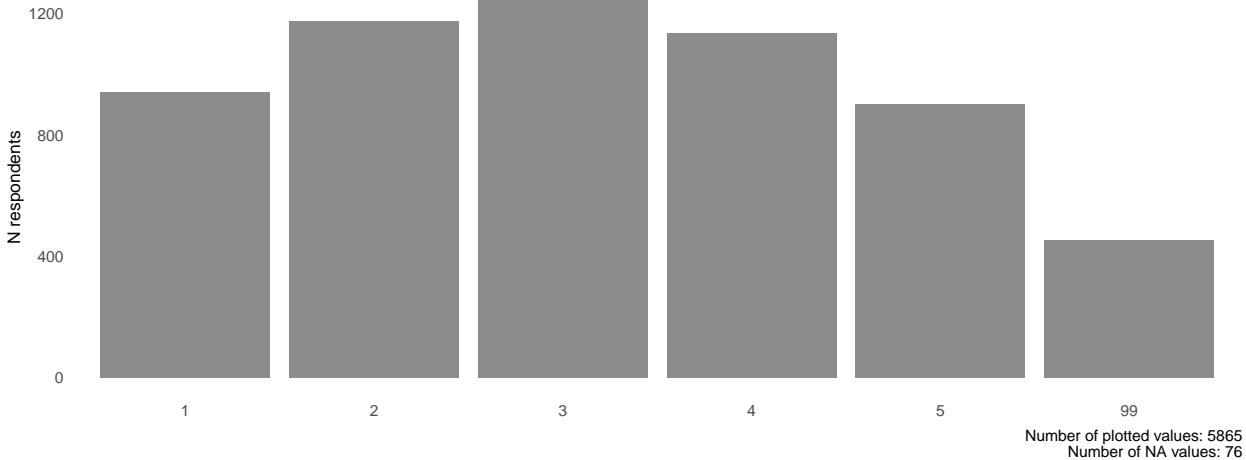
Value Labels (DE)

| | |
|---------|--------------|
| 1 (DE) | Sehr dagegen |
| 2 (DE) | Eher dagegen |
| 3 (DE) | Teils, teils |
| 4 (DE) | Eher dafür |
| 5 (DE) | Sehr dafür |
| 99 (DE) | Weiss nicht |

Missing Labels

| | |
|-----|--|
| -22 | not in panel |
| -33 | unit nonresponse |
| -44 | missing by m.o.p. |
| -55 | missing by technical error |
| -66 | missing by design |
| -77 | not reached |
| -88 | missing by filter |
| -97 | nonvalid answer in survey (e.g. ambiguous) |
| -99 | item nonresponse |

The questions of this block 'Policy Evaluation' were displayed at different moments in the survey depending on the [survey group](#) (i.e., before or after the [Priority Evaluator](#))



w3_q40x8

| | |
|--------------------|---|
| Variable name | w3_q40x8 |
| Variable label | Introduce Canteen Vegetarian Quota |
| Dataset | smp_w3 |
| Item source | Swiss Mobility Panel Wave 3 |
| Question type | Single Choice |
| Intro text | In the following section we will ask you questions about different policies and measures the Swiss Government could adopt. |
| Intro text (DE) | Im folgenden Abschnitt stellen wir Ihnen Fragen zu verschiedenen politischen Massnahmen und Vorschriften, welche die Schweizer Regierung ergreifen könnte. |
| Instruction | |
| Instruction (DE) | |
| Question text | Please select how much are you in favour or against each of the following measures: |
| Question text (DE) | Bitte wählen Sie aus, wie sehr Sie für oder gegen die folgenden Massnahmen sind. |
| Item text | Introducing a new rule that at least 50% of all meals offered in public cafeterias and canteens must be vegetarian (for example in schools, universities, hospitals and government offices) |
| Item text (DE) | Einführung einer neuen Vorschrift, wonach mindestens 50% aller in öffentlichen Cafeterias und Kantinen angebotenen Mahlzeiten vegetarisch sein müssen (z.B. in Schulen, Universitäten, Krankenhäusern und Regierungsbehörden) |

Value Labels

| | |
|----|-------------------------|
| 1 | Very much against |
| 2 | Somewhat against |
| 3 | Neither for nor against |
| 4 | Somewhat in favour |
| 5 | Very much in favour |
| 99 | Don't know |

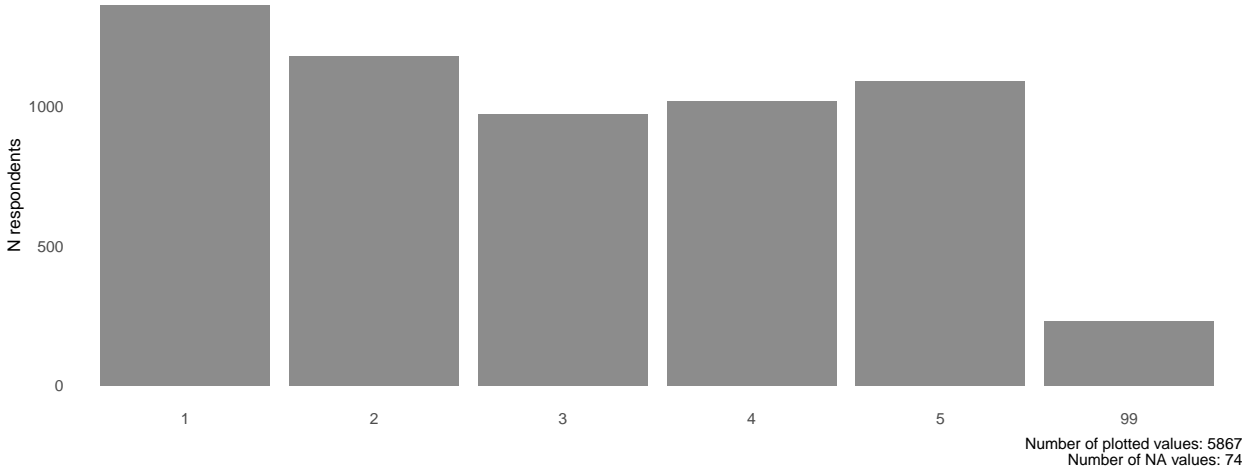
Value Labels (DE)

| | |
|---------|--------------|
| 1 (DE) | Sehr dagegen |
| 2 (DE) | Eher dagegen |
| 3 (DE) | Teils, teils |
| 4 (DE) | Eher dafür |
| 5 (DE) | Sehr dafür |
| 99 (DE) | Weiss nicht |

Missing Labels

| | |
|-----|--|
| -22 | not in panel |
| -33 | unit nonresponse |
| -44 | missing by m.o.p. |
| -55 | missing by technical error |
| -66 | missing by design |
| -77 | not reached |
| -88 | missing by filter |
| -97 | nonvalid answer in survey (e.g. ambiguous) |
| -99 | item nonresponse |

The questions of this block 'Policy Evaluation' were displayed at different moments in the survey depending on the [survey group](#) (i.e., before or after the [Priority Evaluator](#))



w3_q40x9

| | |
|--------------------|--|
| Variable name | w3_q40x9 |
| Variable label | Ban New Oil and Gas Heating |
| Dataset | smp_w3 |
| Item source | Swiss Mobility Panel Wave 3 |
| Question type | Single Choice |
| Intro text | In the following section we will ask you questions about different policies and measures the Swiss Government could adopt. |
| Intro text (DE) | Im folgenden Abschnitt stellen wir Ihnen Fragen zu verschiedenen politischen Massnahmen und Vorschriften, welche die Schweizer Regierung ergreifen könnte. |
| Instruction | |
| Instruction (DE) | |
| Question text | Please select how much are you in favour or against each of the following measures: |
| Question text (DE) | Bitte wählen Sie aus, wie sehr Sie für oder gegen die folgenden Massnahmen sind. |
| Item text | Banning the installation of oil or gas heating systems in all households, retail and office buildings after 2025 |
| Item text (DE) | Verbot der Installation von Öl- und Gasheizungen in allen Haushalten, Einzelhandels- und Bürogebäuden nach 2025 |

Value Labels

| | |
|----|-------------------------|
| 1 | Very much against |
| 2 | Somewhat against |
| 3 | Neither for nor against |
| 4 | Somewhat in favour |
| 5 | Very much in favour |
| 99 | Don't know |

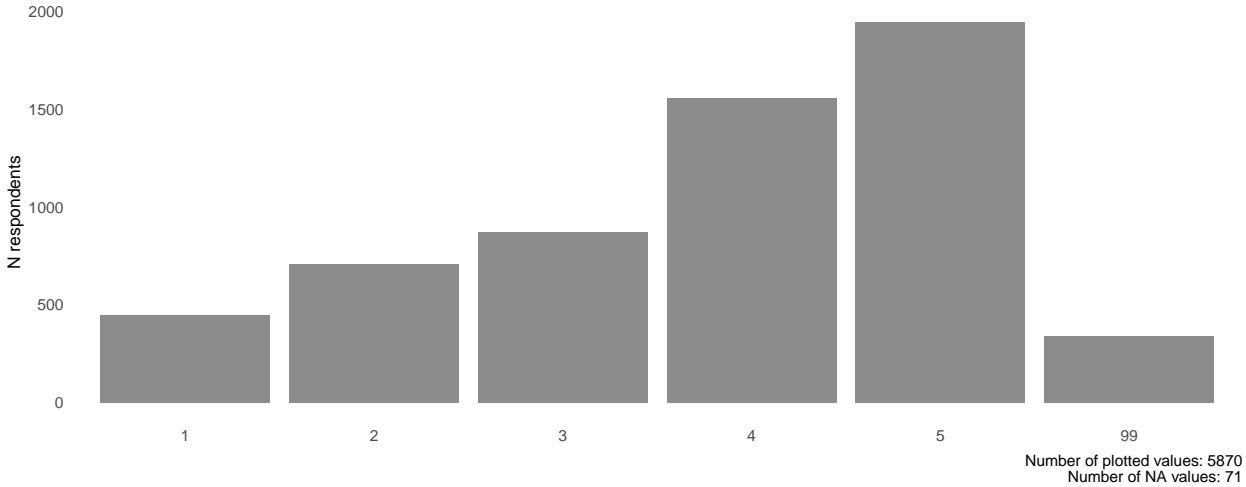
Value Labels (DE)

| | |
|---------|--------------|
| 1 (DE) | Sehr dagegen |
| 2 (DE) | Eher dagegen |
| 3 (DE) | Teils, teils |
| 4 (DE) | Eher dafür |
| 5 (DE) | Sehr dafür |
| 99 (DE) | Weiss nicht |

Missing Labels

| | |
|-----|--|
| -22 | not in panel |
| -33 | unit nonresponse |
| -44 | missing by m.o.p. |
| -55 | missing by technical error |
| -66 | missing by design |
| -77 | not reached |
| -88 | missing by filter |
| -97 | nonvalid answer in survey (e.g. ambiguous) |
| -99 | item nonresponse |

The questions of this block 'Policy Evaluation' were displayed at different moments in the survey depending on the [survey group](#) (i.e., before or after the [Priority Evaluator](#))



w3_q40x10

| | |
|--------------------|--|
| Variable name | w3_q40x10 |
| Variable label | Increase CO2 Tax on Heating Oil |
| Dataset | smp_w3 |
| Item source | Swiss Mobility Panel Wave 3 |
| Question type | Single Choice |
| Intro text | In the following section we will ask you questions about different policies and measures the Swiss Government could adopt. |
| Intro text (DE) | Im folgenden Abschnitt stellen wir Ihnen Fragen zu verschiedenen politischen Massnahmen und Vorschriften, welche die Schweizer Regierung ergreifen könnte. |
| Instruction | |
| Instruction (DE) | |
| Question text | Please select how much are you in favour or against each of the following measures: |
| Question text (DE) | Bitte wählen Sie aus, wie sehr Sie für oder gegen die folgenden Massnahmen sind. |
| Item text | Increasing CO2 taxes on heating oil (from currently 30 Rp. per litre to 50 Rp. per litre) and on natural gas (from 2.4 Rp. per kWh to 4.2 Rp. per kWh) |
| Item text (DE) | Erhöhung der CO2-Abgaben auf Heizöl (von momentan 30 Rp. pro Liter auf 50 Rp. pro Liter) und auf Erdgas (von 2.4 Rp. pro kWh auf 4.2 Rp. pro kWh) |

Value Labels

| | |
|----|-------------------------|
| 1 | Very much against |
| 2 | Somewhat against |
| 3 | Neither for nor against |
| 4 | Somewhat in favour |
| 5 | Very much in favour |
| 99 | Don't know |

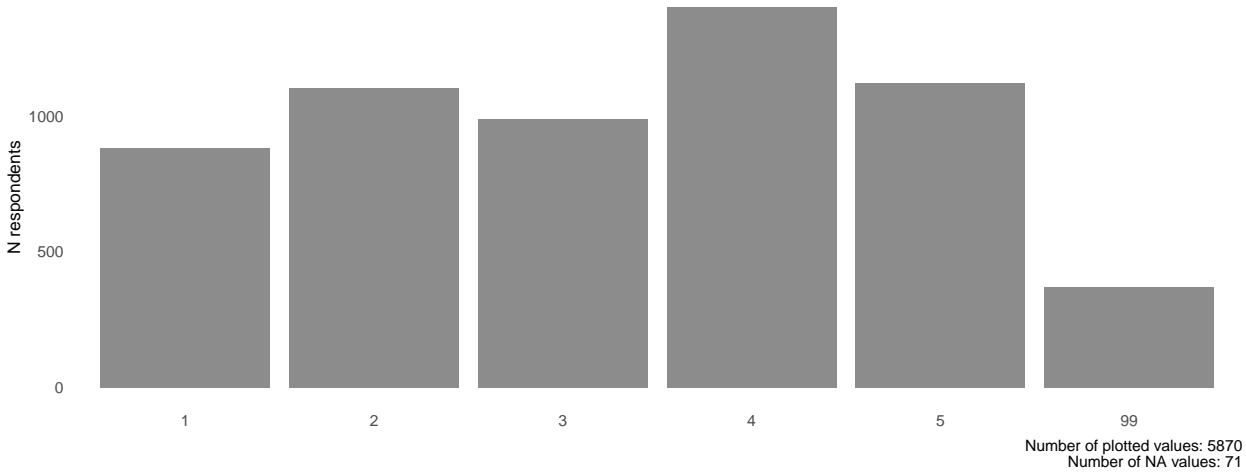
Value Labels (DE)

| | |
|---------|--------------|
| 1 (DE) | Sehr dagegen |
| 2 (DE) | Eher dagegen |
| 3 (DE) | Teils, teils |
| 4 (DE) | Eher dafür |
| 5 (DE) | Sehr dafür |
| 99 (DE) | Weiss nicht |

Missing Labels

| | |
|-----|--|
| -22 | not in panel |
| -33 | unit nonresponse |
| -44 | missing by m.o.p. |
| -55 | missing by technical error |
| -66 | missing by design |
| -77 | not reached |
| -88 | missing by filter |
| -97 | nonvalid answer in survey (e.g. ambiguous) |
| -99 | item nonresponse |

The questions of this block 'Policy Evaluation' were displayed at different moments in the survey depending on the [survey group](#) (i.e., before or after the [Priority Evaluator](#))



SVO

Question 41: Decision Making Experiment

w3_q41x1

| | |
|---------------------|--|
| Variable name | w3_q41x1 |
| Variable label | SVO Round 1 |
| Dataset | smp_w3 |
| Item source | Swiss Mobility Panel Wave 3 |
| Question type | Single Choice |
| Intro text | Next, we ask you to take part in an exercise on how people make decisions. In the following exercise, imagine that you will receive some amount of money. We will ask you to split this money between yourself and another person. This other person is someone you do not know, and you will remain anonymous to each other. Some of the money you can keep for yourself, and some of the money you will be asked to give to this other person. We will ask you to do this exercise six times. Each time, we will ask you to decide how much money will go to yourself, and how much money will go to the other person. The amounts of money will change in each exercise, so please read ALL combinations carefully before indicating your decision. We are interested in how you think this money should be distributed. There are no right or wrong answers. |
| Intro text (DE) | Als Nächstes bitten wir Sie darum, an einer Aufgabe über menschliches Entscheidungsverhalten teilzunehmen. Stellen Sie sich in der folgenden Aufgabe vor, dass Sie einen bestimmten Geldbetrag erhalten werden. Wir werden Sie bitten, dieses Geld zwischen Ihnen und einer anderen Person aufzuteilen. Diese andere Person ist jemand, den Sie nicht kennen, und Sie bleiben einander gegenüber anonym. Einen Teil des Geldes können Sie für sich selbst behalten, und einen Teil des Geldes sollen Sie der anderen Person geben. Wir werden Sie bitten, diese Aufgabe sechsmal durchzuführen. Jedes Mal müssen Sie entscheiden, wie viel Geld Sie behalten und wie viel Geld die andere Person bekommt. Die Geldbeträge ändern sich mit jeder Aufgabe, also lesen Sie bitte ALLE Kombinationen sorgfältig durch, bevor Sie sich entscheiden. Uns interessiert, wie dieses Geld Ihrer Meinung nach verteilt werden sollte. Es gibt keine richtigen oder falschen Antworten. |
| Instruction | |
| Instruction (DE) | |
| Question text | Please select how you would like to distribute the money. |
| Question text (DE) | Wählen Sie bitte aus, wie Sie das Geld verteilen würden. |
| Item text | |
| Item text (DE) | |
| Value Labels | |
| 1 | You receive 100 Other receives 50 |
| 2 | You receive 98 Other receives 54 |
| 3 | You receive 96 Other receives 59 |
| 4 | You receive 94 Other receives 63 |
| 5 | You receive 93 Other receives 68 |
| 6 | You receive 91 Other receives 72 |
| 7 | You receive 89 Other receives 76 |
| 8 | You receive 87 Other receives 81 |
| 9 | You receive 85 Other receives 85 |

Value Labels (DE)

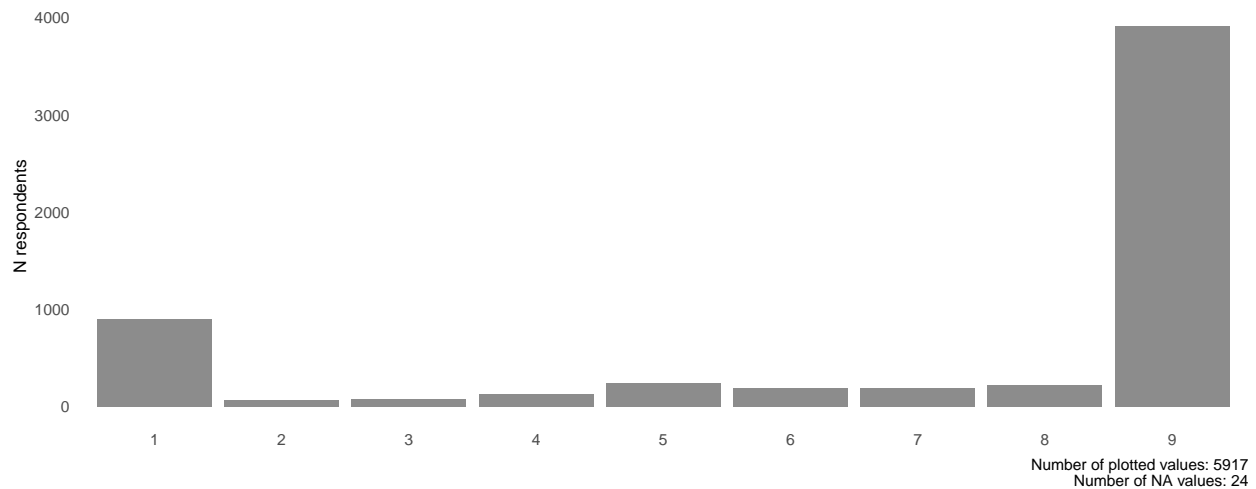
| | |
|--------|--|
| 1 (DE) | Sie erhalten 100 Andere Person erhält 50 |
| 2 (DE) | Sie erhalten 98 Andere Person erhält 54 |
| 3 (DE) | Sie erhalten 96 Andere Person erhält 59 |
| 4 (DE) | Sie erhalten 94 Andere Person erhält 63 |
| 5 (DE) | Sie erhalten 93 Andere Person erhält 68 |
| 6 (DE) | Sie erhalten 91 Andere Person erhält 72 |
| 7 (DE) | Sie erhalten 89 Andere Person erhält 76 |
| 8 (DE) | Sie erhalten 87 Andere Person erhält 81 |
| 9 (DE) | Sie erhalten 85 Andere Person erhält 85 |

Missing Labels

| | |
|-----|--|
| -22 | not in panel |
| -33 | unit nonresponse |
| -44 | missing by m.o.p. |
| -55 | missing by technical error |
| -66 | missing by design |
| -77 | not reached |
| -88 | missing by filter |
| -97 | nonvalid answer in survey (e.g. ambiguous) |
| -99 | item nonresponse |

The questions w3_q41x2 to w3_q41x6 were displayed in randomized order. w3_q41x1 was always displayed last.

This block of questions was displayed to the respondents at different moments in the survey depending on the [survey group](#).



w3_q41x2

| | |
|--------------------------|--|
| Variable name | w3_q41x2 |
| Variable label | SVO Round 2 |
| Dataset | smp_w3 |
| Item source | Swiss Mobility Panel Wave 3 |
| Question type | Single Choice |
| Intro text | Next, we ask you to take part in an exercise on how people make decisions. In the following exercise, imagine that you will receive some amount of money. We will ask you to split this money between yourself and another person. This other person is someone you do not know, and you will remain anonymous to each other. Some of the money you can keep for yourself, and some of the money you will be asked to give to this other person. We will ask you to do this exercise six times. Each time, we will ask you to decide how much money will go to yourself, and how much money will go to the other person. The amounts of money will change in each exercise, so please read ALL combinations carefully before indicating your decision. We are interested in how you think this money should be distributed. There are no right or wrong answers. |
| Intro text (DE) | Als Nächstes bitten wir Sie darum, an einer Aufgabe über menschliches Entscheidungsverhalten teilzunehmen. Stellen Sie sich in der folgenden Aufgabe vor, dass Sie einen bestimmten Geldbetrag erhalten werden. Wir werden Sie bitten, dieses Geld zwischen Ihnen und einer anderen Person aufzuteilen. Diese andere Person ist jemand, den Sie nicht kennen, und Sie bleiben einander gegenüber anonym. Einen Teil des Geldes können Sie für sich selbst behalten, und einen Teil des Geldes sollen Sie der anderen Person geben. Wir werden Sie bitten, diese Aufgabe sechsmal durchzuführen. Jedes Mal müssen Sie entscheiden, wie viel Geld Sie behalten und wie viel Geld die andere Person bekommt. Die Geldbeträge ändern sich mit jeder Aufgabe, also lesen Sie bitte ALLE Kombinationen sorgfältig durch, bevor Sie sich entscheiden. Uns interessiert, wie dieses Geld Ihrer Meinung nach verteilt werden sollte. Es gibt keine richtigen oder falschen Antworten. |
| Instruction | |
| Instruction (DE) | |
| Question text | Please select how you would like to distribute the money. |
| Question text (DE) | Wählen Sie bitte aus, wie Sie das Geld verteilen würden. |
| Item text | |
| Item text (DE) | |
| Value Labels | |
| 1 | You receive 100 Other receives 50 |
| 2 | You receive 94 Other receives 56 |
| 3 | You receive 88 Other receives 63 |
| 4 | You receive 81 Other receives 69 |
| 5 | You receive 75 Other receives 75 |
| 6 | You receive 69 Other receives 81 |
| 7 | You receive 63 Other receives 88 |
| 8 | You receive 56 Other receives 94 |
| 9 | You receive 50 Other receives 100 |
| Value Labels (DE) | |
| 1 (DE) | Sie erhalten 100 Andere Person erhält 50 |
| 2 (DE) | Sie erhalten 94 Andere Person erhält 56 |

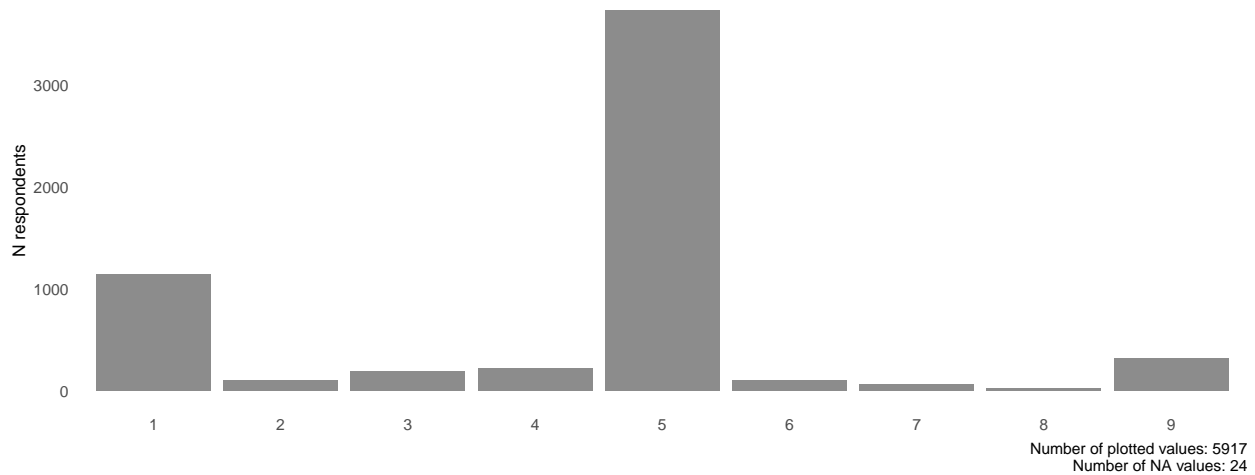
| | |
|--------|--|
| 3 (DE) | Sie erhalten 88 Andere Person erhält 63 |
| 4 (DE) | Sie erhalten 81 Andere Person erhält 69 |
| 5 (DE) | Sie erhalten 75 Andere Person erhält 75 |
| 6 (DE) | Sie erhalten 69 Andere Person erhält 81 |
| 7 (DE) | Sie erhalten 63 Andere Person erhält 88 |
| 8 (DE) | Sie erhalten 56 Andere Person erhält 94 |
| 9 (DE) | Sie erhalten 50 Andere Person erhält 100 |

Missing Labels

| | |
|-----|--|
| -22 | not in panel |
| -33 | unit nonresponse |
| -44 | missing by m.o.p. |
| -55 | missing by technical error |
| -66 | missing by design |
| -77 | not reached |
| -88 | missing by filter |
| -97 | nonvalid answer in survey (e.g. ambiguous) |
| -99 | item nonresponse |

The questions w3_q41x2 to w3_q41x6 were displayed in randomized order. w3_q41x1 was always displayed last.

This block of questions was displayed to the respondents at different moments in the survey depending on the [survey group](#).



w3_q41x3

| | |
|--------------------|--|
| Variable name | w3_q41x3 |
| Variable label | SVO Round 3 |
| Dataset | smp_w3 |
| Item source | Swiss Mobility Panel Wave 3 |
| Question type | Single Choice |
| Intro text | Next, we ask you to take part in an exercise on how people make decisions. In the following exercise, imagine that you will receive some amount of money. We will ask you to split this money between yourself and another person. This other person is someone you do not know, and you will remain anonymous to each other. Some of the money you can keep for yourself, and some of the money you will be asked to give to this other person. We will ask you to do this exercise six times. Each time, we will ask you to decide how much money will go to yourself, and how much money will go to the other person. The amounts of money will change in each exercise, so please read ALL combinations carefully before indicating your decision. We are interested in how you think this money should be distributed. There are no right or wrong answers. |
| Intro text (DE) | Als Nächstes bitten wir Sie darum, an einer Aufgabe über menschliches Entscheidungsverhalten teilzunehmen. Stellen Sie sich in der folgenden Aufgabe vor, dass Sie einen bestimmten Geldbetrag erhalten werden. Wir werden Sie bitten, dieses Geld zwischen Ihnen und einer anderen Person aufzuteilen. Diese andere Person ist jemand, den Sie nicht kennen, und Sie bleiben einander gegenüber anonym. Einen Teil des Geldes können Sie für sich selbst behalten, und einen Teil des Geldes sollen Sie der anderen Person geben. Wir werden Sie bitten, diese Aufgabe sechsmal durchzuführen. Jedes Mal müssen Sie entscheiden, wie viel Geld Sie behalten und wie viel Geld die andere Person bekommt. Die Geldbeträge ändern sich mit jeder Aufgabe, also lesen Sie bitte ALLE Kombinationen sorgfältig durch, bevor Sie sich entscheiden. Uns interessiert, wie dieses Geld Ihrer Meinung nach verteilt werden sollte. Es gibt keine richtigen oder falschen Antworten. |
| Instruction | |
| Instruction (DE) | |
| Question text | Please select how you would like to distribute the money. |
| Question text (DE) | Wählen Sie bitte aus, wie Sie das Geld verteilen würden. |
| Item text | |
| Item text (DE) | |

Value Labels

| | |
|---|-----------------------------------|
| 1 | You receive 50 Other receives 100 |
| 2 | You receive 54 Other receives 89 |
| 3 | You receive 59 Other receives 79 |
| 4 | You receive 63 Other receives 68 |
| 5 | You receive 68 Other receives 58 |
| 6 | You receive 72 Other receives 47 |
| 7 | You receive 76 Other receives 36 |
| 8 | You receive 81 Other receives 26 |
| 9 | You receive 85 Other receives 15 |

Value Labels (DE)

| | |
|--------|--|
| 1 (DE) | Sie erhalten 50 Andere Person erhält 100 |
| 2 (DE) | Sie erhalten 54 Andere Person erhält 89 |

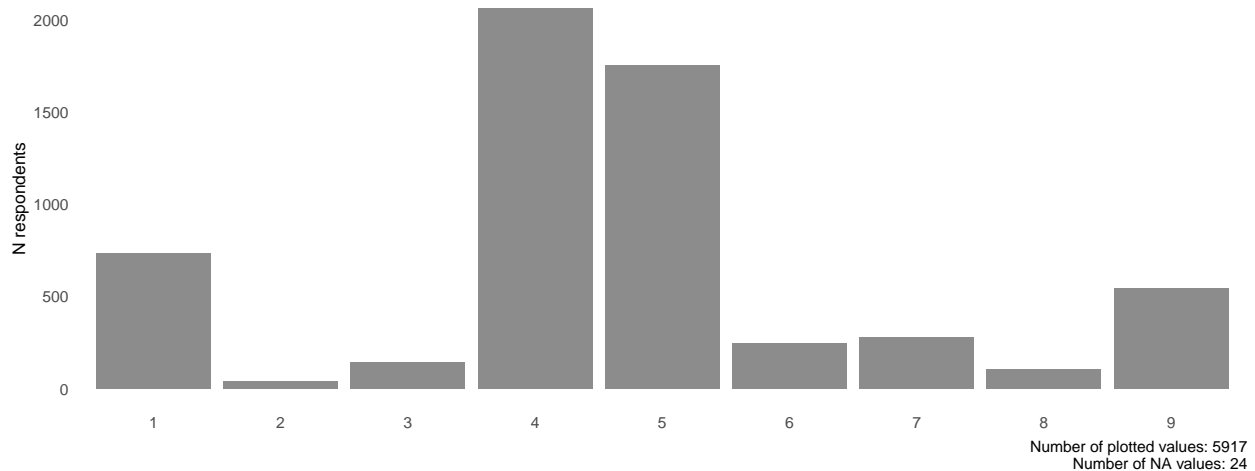
| | |
|--------|---|
| 3 (DE) | Sie erhalten 59 Andere Person erhält 79 |
| 4 (DE) | Sie erhalten 63 Andere Person erhält 68 |
| 5 (DE) | Sie erhalten 68 Andere Person erhält 58 |
| 6 (DE) | Sie erhalten 72 Andere Person erhält 47 |
| 7 (DE) | Sie erhalten 76 Andere Person erhält 36 |
| 8 (DE) | Sie erhalten 81 Andere Person erhält 26 |
| 9 (DE) | Sie erhalten 85 Andere Person erhält 15 |

Missing Labels

| | |
|-----|--|
| -22 | not in panel |
| -33 | unit nonresponse |
| -44 | missing by m.o.p. |
| -55 | missing by technical error |
| -66 | missing by design |
| -77 | not reached |
| -88 | missing by filter |
| -97 | nonvalid answer in survey (e.g. ambiguous) |
| -99 | item nonresponse |

The questions w3_q41x2 to w3_q41x6 were displayed in randomized order. w3_q41x1 was always displayed last.

This block of questions was displayed to the respondents at different moments in the survey depending on the [survey group](#).



w3_q41x4

| | |
|--------------------|--|
| Variable name | w3_q41x4 |
| Variable label | SVO Round 4 |
| Dataset | smp_w3 |
| Item source | Swiss Mobility Panel Wave 3 |
| Question type | Single Choice |
| Intro text | Next, we ask you to take part in an exercise on how people make decisions. In the following exercise, imagine that you will receive some amount of money. We will ask you to split this money between yourself and another person. This other person is someone you do not know, and you will remain anonymous to each other. Some of the money you can keep for yourself, and some of the money you will be asked to give to this other person. We will ask you to do this exercise six times. Each time, we will ask you to decide how much money will go to yourself, and how much money will go to the other person. The amounts of money will change in each exercise, so please read ALL combinations carefully before indicating your decision. We are interested in how you think this money should be distributed. There are no right or wrong answers. |
| Intro text (DE) | Als Nächstes bitten wir Sie darum, an einer Aufgabe über menschliches Entscheidungsverhalten teilzunehmen. Stellen Sie sich in der folgenden Aufgabe vor, dass Sie einen bestimmten Geldbetrag erhalten werden. Wir werden Sie bitten, dieses Geld zwischen Ihnen und einer anderen Person aufzuteilen. Diese andere Person ist jemand, den Sie nicht kennen, und Sie bleiben einander gegenüber anonym. Einen Teil des Geldes können Sie für sich selbst behalten, und einen Teil des Geldes sollen Sie der anderen Person geben. Wir werden Sie bitten, diese Aufgabe sechsmal durchzuführen. Jedes Mal müssen Sie entscheiden, wie viel Geld Sie behalten und wie viel Geld die andere Person bekommt. Die Geldbeträge ändern sich mit jeder Aufgabe, also lesen Sie bitte ALLE Kombinationen sorgfältig durch, bevor Sie sich entscheiden. Uns interessiert, wie dieses Geld Ihrer Meinung nach verteilt werden sollte. Es gibt keine richtigen oder falschen Antworten. |
| Instruction | |
| Instruction (DE) | |
| Question text | Please select how you would like to distribute the money. |
| Question text (DE) | Wählen Sie bitte aus, wie Sie das Geld verteilen würden. |
| Item text | |
| Item text (DE) | |

Value Labels

| | |
|---|-----------------------------------|
| 1 | You receive 50 Other receives 100 |
| 2 | You receive 54 Other receives 98 |
| 3 | You receive 59 Other receives 96 |
| 4 | You receive 63 Other receives 94 |
| 5 | You receive 68 Other receives 93 |
| 6 | You receive 72 Other receives 91 |
| 7 | You receive 76 Other receives 89 |
| 8 | You receive 81 Other receives 87 |
| 9 | You receive 85 Other receives 85 |

Value Labels (DE)

| | |
|--------|--|
| 1 (DE) | Sie erhalten 50 Andere Person erhält 100 |
| 2 (DE) | Sie erhalten 54 Andere Person erhält 98 |

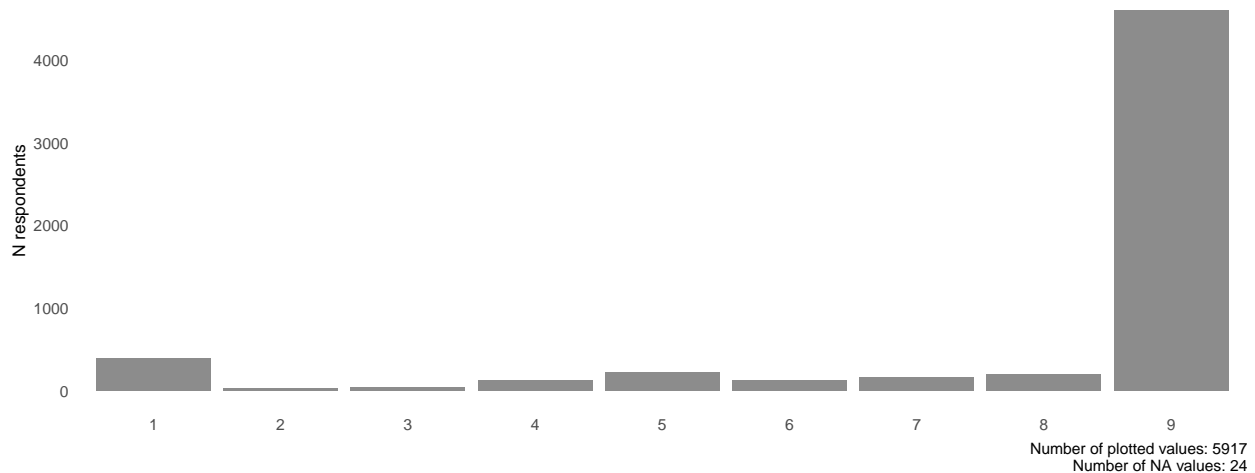
| | |
|--------|---|
| 3 (DE) | Sie erhalten 59 Andere Person erhält 96 |
| 4 (DE) | Sie erhalten 63 Andere Person erhält 94 |
| 5 (DE) | Sie erhalten 68 Andere Person erhält 93 |
| 6 (DE) | Sie erhalten 72 Andere Person erhält 91 |
| 7 (DE) | Sie erhalten 76 Andere Person erhält 89 |
| 8 (DE) | Sie erhalten 81 Andere Person erhält 87 |
| 9 (DE) | Sie erhalten 85 Andere Person erhält 85 |

Missing Labels

| | |
|-----|--|
| -22 | not in panel |
| -33 | unit nonresponse |
| -44 | missing by m.o.p. |
| -55 | missing by technical error |
| -66 | missing by design |
| -77 | not reached |
| -88 | missing by filter |
| -97 | nonvalid answer in survey (e.g. ambiguous) |
| -99 | item nonresponse |

The questions w3_q41x2 to w3_q41x6 were displayed in randomized order. w3_q41x1 was always displayed last.

This block of questions was displayed to the respondents at different moments in the survey depending on the [survey group](#).



w3_q41x5

| | |
|--------------------------|--|
| Variable name | w3_q41x5 |
| Variable label | SVO Round 5 |
| Dataset | smp_w3 |
| Item source | Swiss Mobility Panel Wave 3 |
| Question type | Single Choice |
| Intro text | Next, we ask you to take part in an exercise on how people make decisions. In the following exercise, imagine that you will receive some amount of money. We will ask you to split this money between yourself and another person. This other person is someone you do not know, and you will remain anonymous to each other. Some of the money you can keep for yourself, and some of the money you will be asked to give to this other person. We will ask you to do this exercise six times. Each time, we will ask you to decide how much money will go to yourself, and how much money will go to the other person. The amounts of money will change in each exercise, so please read ALL combinations carefully before indicating your decision. We are interested in how you think this money should be distributed. There are no right or wrong answers. |
| Intro text (DE) | Als Nächstes bitten wir Sie darum, an einer Aufgabe über menschliches Entscheidungsverhalten teilzunehmen. Stellen Sie sich in der folgenden Aufgabe vor, dass Sie einen bestimmten Geldbetrag erhalten werden. Wir werden Sie bitten, dieses Geld zwischen Ihnen und einer anderen Person aufzuteilen. Diese andere Person ist jemand, den Sie nicht kennen, und Sie bleiben einander gegenüber anonym. Einen Teil des Geldes können Sie für sich selbst behalten, und einen Teil des Geldes sollen Sie der anderen Person geben. Wir werden Sie bitten, diese Aufgabe sechsmal durchzuführen. Jedes Mal müssen Sie entscheiden, wie viel Geld Sie behalten und wie viel Geld die andere Person bekommt. Die Geldbeträge ändern sich mit jeder Aufgabe, also lesen Sie bitte ALLE Kombinationen sorgfältig durch, bevor Sie sich entscheiden. Uns interessiert, wie dieses Geld Ihrer Meinung nach verteilt werden sollte. Es gibt keine richtigen oder falschen Antworten. |
| Instruction | |
| Instruction (DE) | |
| Question text | Please select how you would like to distribute the money. |
| Question text (DE) | Wählen Sie bitte aus, wie Sie das Geld verteilen würden. |
| Item text | |
| Item text (DE) | |
| Value Labels | |
| 1 | You receive 85 Other receives 15 |
| 2 | You receive 87 Other receives 19 |
| 3 | You receive 89 Other receives 24 |
| 4 | You receive 91 Other receives 28 |
| 5 | You receive 93 Other receives 33 |
| 6 | You receive 94 Other receives 37 |
| 7 | You receive 96 Other receives 41 |
| 8 | You receive 98 Other receives 46 |
| 9 | You receive 100 Other receives 50 |
| Value Labels (DE) | |
| 1 (DE) | Sie erhalten 85 Andere Person erhält 15 |
| 2 (DE) | Sie erhalten 87 Andere Person erhält 19 |

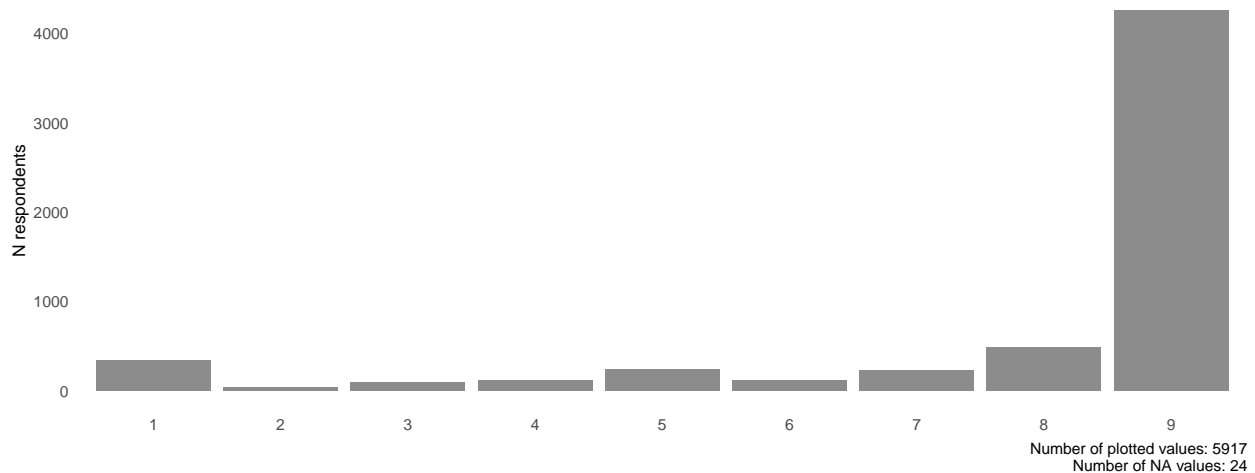
| | |
|--------|--|
| 3 (DE) | Sie erhalten 89 Andere Person erhält 24 |
| 4 (DE) | Sie erhalten 91 Andere Person erhält 28 |
| 5 (DE) | Sie erhalten 93 Andere Person erhält 33 |
| 6 (DE) | Sie erhalten 94 Andere Person erhält 37 |
| 7 (DE) | Sie erhalten 96 Andere Person erhält 41 |
| 8 (DE) | Sie erhalten 98 Andere Person erhält 46 |
| 9 (DE) | Sie erhalten 100 Andere Person erhält 50 |

Missing Labels

| | |
|-----|--|
| -22 | not in panel |
| -33 | unit nonresponse |
| -44 | missing by m.o.p. |
| -55 | missing by technical error |
| -66 | missing by design |
| -77 | not reached |
| -88 | missing by filter |
| -97 | nonvalid answer in survey (e.g. ambiguous) |
| -99 | item nonresponse |

The questions w3_q41x2 to w3_q41x6 were displayed in randomized order. w3_q41x1 was always displayed last.

This block of questions was displayed to the respondents at different moments in the survey depending on the [survey group](#).



w3_q41x6

| | |
|--------------------------|--|
| Variable name | w3_q41x6 |
| Variable label | SVO Round 6 |
| Dataset | smp_w3 |
| Item source | Swiss Mobility Panel Wave 3 |
| Question type | Single Choice |
| Intro text | Next, we ask you to take part in an exercise on how people make decisions. In the following exercise, imagine that you will receive some amount of money. We will ask you to split this money between yourself and another person. This other person is someone you do not know, and you will remain anonymous to each other. Some of the money you can keep for yourself, and some of the money you will be asked to give to this other person. We will ask you to do this exercise six times. Each time, we will ask you to decide how much money will go to yourself, and how much money will go to the other person. The amounts of money will change in each exercise, so please read ALL combinations carefully before indicating your decision. We are interested in how you think this money should be distributed. There are no right or wrong answers. |
| Intro text (DE) | Als Nächstes bitten wir Sie darum, an einer Aufgabe über menschliches Entscheidungsverhalten teilzunehmen. Stellen Sie sich in der folgenden Aufgabe vor, dass Sie einen bestimmten Geldbetrag erhalten werden. Wir werden Sie bitten, dieses Geld zwischen Ihnen und einer anderen Person aufzuteilen. Diese andere Person ist jemand, den Sie nicht kennen, und Sie bleiben einander gegenüber anonym. Einen Teil des Geldes können Sie für sich selbst behalten, und einen Teil des Geldes sollen Sie der anderen Person geben. Wir werden Sie bitten, diese Aufgabe sechsmal durchzuführen. Jedes Mal müssen Sie entscheiden, wie viel Geld Sie behalten und wie viel Geld die andere Person bekommt. Die Geldbeträge ändern sich mit jeder Aufgabe, also lesen Sie bitte ALLE Kombinationen sorgfältig durch, bevor Sie sich entscheiden. Uns interessiert, wie dieses Geld Ihrer Meinung nach verteilt werden sollte. Es gibt keine richtigen oder falschen Antworten. |
| Instruction | |
| Instruction (DE) | |
| Question text | Please select how you would like to distribute the money. |
| Question text (DE) | Wählen Sie bitte aus, wie Sie das Geld verteilen würden. |
| Item text | |
| Item text (DE) | |
| Value Labels | |
| 1 | You receive 85 Other receives 85 |
| 2 | You receive 85 Other receives 76 |
| 3 | You receive 85 Other receives 68 |
| 4 | You receive 85 Other receives 59 |
| 5 | You receive 85 Other receives 50 |
| 6 | You receive 85 Other receives 41 |
| 7 | You receive 85 Other receives 33 |
| 8 | You receive 85 Other receives 24 |
| 9 | You receive 85 Other receives 15 |
| Value Labels (DE) | |
| 1 (DE) | Sie erhalten 85 Andere Person erhält 85 |
| 2 (DE) | Sie erhalten 85 Andere Person erhält 76 |

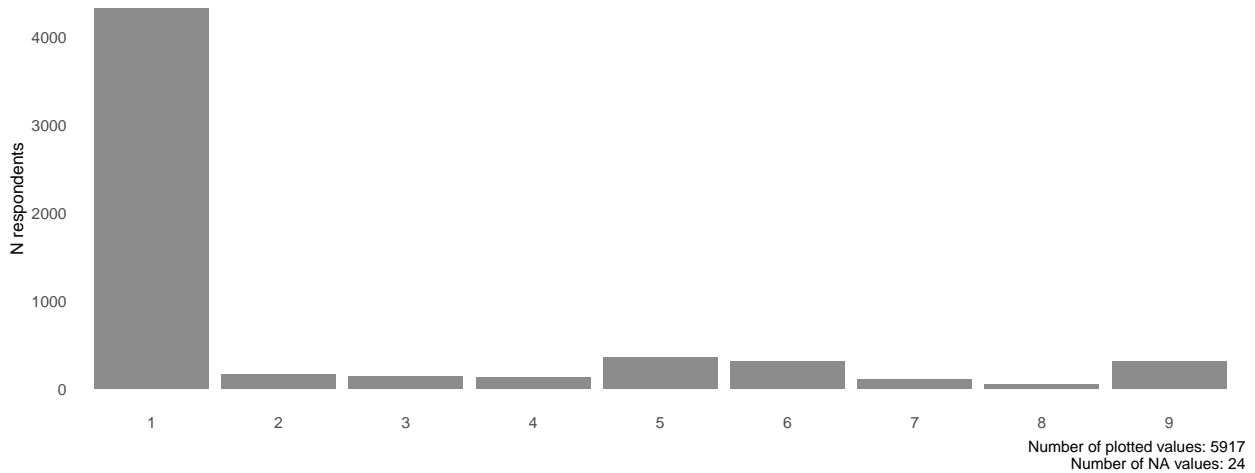
| | |
|--------|---|
| 3 (DE) | Sie erhalten 85 Andere Person erhält 68 |
| 4 (DE) | Sie erhalten 85 Andere Person erhält 59 |
| 5 (DE) | Sie erhalten 85 Andere Person erhält 50 |
| 6 (DE) | Sie erhalten 85 Andere Person erhält 41 |
| 7 (DE) | Sie erhalten 85 Andere Person erhält 33 |
| 8 (DE) | Sie erhalten 85 Andere Person erhält 24 |
| 9 (DE) | Sie erhalten 85 Andere Person erhält 15 |

Missing Labels

| | |
|-----|--|
| -22 | not in panel |
| -33 | unit nonresponse |
| -44 | missing by m.o.p. |
| -55 | missing by technical error |
| -66 | missing by design |
| -77 | not reached |
| -88 | missing by filter |
| -97 | nonvalid answer in survey (e.g. ambiguous) |
| -99 | item nonresponse |

The questions w3_q41x2 to w3_q41x6 were displayed in randomized order. w3_q41x1 was always displayed last.

This block of questions was displayed to the respondents at different moments in the survey depending on the [survey group](#).



Speed limit 30 (Variant 1: All Roads)

Question 42: Attitude towards Speed Limit 30

w3_q42

| | |
|--------------------|---|
| Variable name | w3_q42 |
| Variable label | General Tempo 30 Support - all |
| Dataset | smp_w3 |
| Item source | Swiss Mobility Panel Wave 3 |
| Question type | Single Choice |
| Intro text | Currently, several large municipalities in Switzerland (e.g. Zurich, Geneva) are debating whether they should implement a general 30km/h speed limit on all roads in the city. |
| Intro text (DE) | Momentan diskutieren mehrere grosse Städte in der Schweiz (z.B. Zürich, Genf), ob sie eine generelle Höchstgeschwindigkeit von 30 km/h auf allen Strassen in der Stadt einführen sollten. |
| Instruction | |
| Instruction (DE) | |
| Question text | How much are you in favour or against a general 30km/h speed limit on all roads in cities with more than 50'000 inhabitants (i.e. Basel, Bern, Biel/Bienne, Genève, Lausanne, Lugano, Luzern, St.Gallen, Winterthur, Zürich)? |
| Question text (DE) | Wie sehr sind Sie für oder gegen eine generelle Höchstgeschwindigkeit von 30km/h auf allen Strassen in Städten mit mehr als 50'000 Einwohnerinnen und Einwohnern (das sind Basel, Bern, Biel, Genf, Lausanne, Lugano, Luzern, St. Gallen, Winterthur und Zürich)? |
| Item text | |
| Item text (DE) | |

Value Labels

| | |
|----|-------------------------|
| 1 | Very much against |
| 2 | Somewhat against |
| 3 | Neither for nor against |
| 4 | Somewhat in favor |
| 5 | Very much in favor |
| 99 | Don't know |

Value Labels (DE)

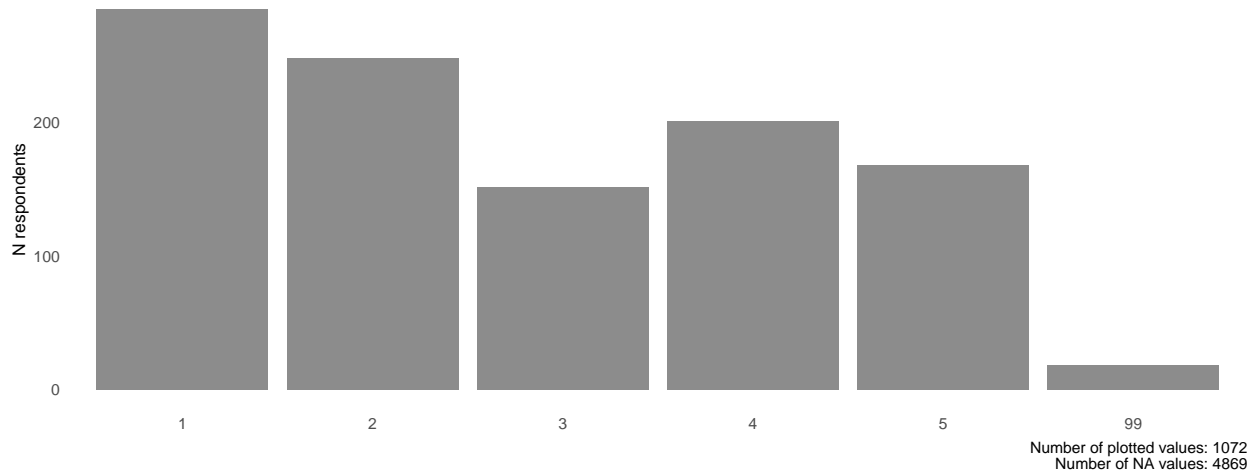
| | |
|---------|--------------|
| 1 (DE) | Sehr dagegen |
| 2 (DE) | Eher dagegen |
| 3 (DE) | Teils, teils |
| 4 (DE) | Eher dafür |
| 5 (DE) | Sehr dafür |
| 99 (DE) | Weiss nicht |

Missing Labels

| | |
|-----|----------------------------|
| -22 | not in panel |
| -33 | unit nonresponse |
| -44 | missing by m.o.p. |
| -55 | missing by technical error |
| -66 | missing by design |
| -77 | not reached |

| | |
|-----|--|
| -88 | missing by filter |
| -97 | nonvalid answer in survey (e.g. ambiguous) |
| -99 | item nonresponse |

Questions 42 to 48 and Questions 49 to 55 only differ in the scope of the speed limit (all roads vs residential roads). The treatment variable 'w3_treat_tempo30' determines randomly the displayed variant. Only the respondents of the control arm (see the different [survey groups](#)) were randomly assigned one of the two blocks.



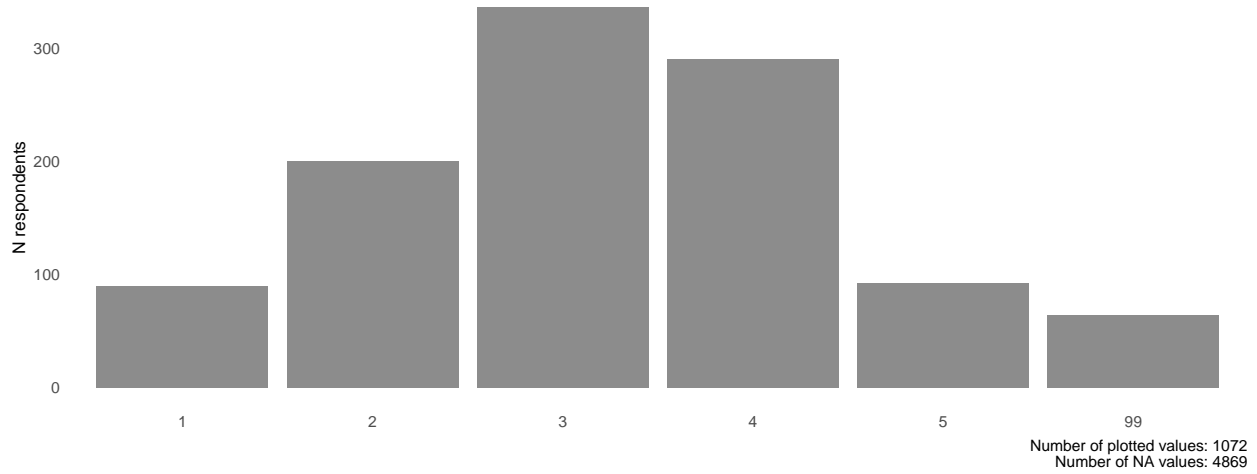
Question 43: Noise Reduction through Speed Limit

w3_q43

| | |
|--------------------------|---|
| Variable name | w3_q43 |
| Variable label | Tempo 30 Noise Reduction - all |
| Dataset | smp_w3 |
| Item source | Swiss Mobility Panel Wave 3 |
| Question type | Single Choice |
| Intro text | Currently, several large municipalities in Switzerland (e.g. Zurich, Geneva) are debating whether they should implement a general 30km/h speed limit on all roads in the city. |
| Intro text (DE) | Momentan diskutieren mehrere grosse Städte in der Schweiz (z.B. Zürich, Genf), ob sie eine generelle Höchstgeschwindigkeit von 30 km/h auf allen Strassen in der Stadt einführen sollten. |
| Instruction | |
| Instruction (DE) | |
| Question text | To what extent do you think setting a general 30km/h speed limit on all roads in cities with more than 50'000 inhabitants (i.e. Basel, Bern, Biel/Bienne, Genève, Lausanne, Lugano, Luzern, St.Gallen, Winterthur, Zürich) would reduce noise from car traffic? |
| Question text (DE) | In welchem Ausmass würde Ihrer Meinung nach eine generelle Höchstgeschwindigkeit von 30km/h auf allen Strassen in Städten mit mehr als 50'000 Einwohnerinnen und Einwohnern (das sind Basel, Bern, Biel, Genf, Lausanne, Lugano, Luzern, St. Gallen, Winterthur und Zürich) den Verkehrslärm reduzieren ? |
| Item text | |
| Item text (DE) | |
| Value Labels | |
| 1 | Not at all |
| 2 | Very little |
| 3 | Some |
| 4 | A lot |
| 5 | A great deal |
| 99 | Don't know |
| Value Labels (DE) | |
| 1 (DE) | Überhaupt nicht |
| 2 (DE) | Sehr wenig |
| 3 (DE) | Ein bisschen |
| 4 (DE) | Stark |
| 5 (DE) | Sehr stark |
| 99 (DE) | Weiss nicht |
| Missing Labels | |
| -22 | not in panel |
| -33 | unit nonresponse |
| -44 | missing by m.o.p. |
| -55 | missing by technical error |
| -66 | missing by design |
| -77 | not reached |

| | |
|-----|--|
| -88 | missing by filter |
| -97 | nonvalid answer in survey (e.g. ambiguous) |
| -99 | item nonresponse |

Questions 42 to 48 and Questions 49 to 55 only differ in the scope of the speed limit (all roads vs residential roads). The treatment variable 'w3_treat_tempo30' determines randomly the displayed variant. Only the respondents of the control arm (see the different [survey groups](#)) were randomly assigned one of the two blocks.



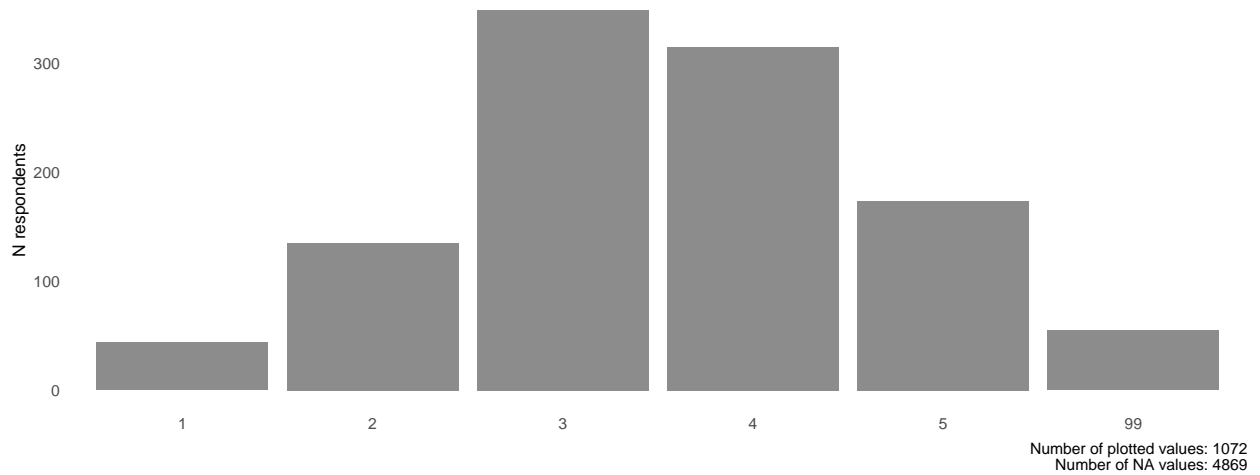
Question 44: Traffic Slowdown through Speed Limit

w3_q44

| | |
|--------------------------|--|
| Variable name | w3_q44 |
| Variable label | Tempo 30 Slow Down Traffic - all |
| Dataset | smp_w3 |
| Item source | Swiss Mobility Panel Wave 3 |
| Question type | Single Choice |
| Intro text | Currently, several large municipalities in Switzerland (e.g. Zurich, Geneva) are debating whether they should implement a general 30km/h speed limit on all roads in the city. |
| Intro text (DE) | Momentan diskutieren mehrere grosse Städte in der Schweiz (z.B. Zürich, Genf), ob sie eine generelle Höchstgeschwindigkeit von 30 km/h auf allen Strassen in der Stadt einführen sollten. |
| Instruction | |
| Instruction (DE) | |
| Question text | To what extent do you think setting a general 30km/h speed limit on all roads in cities with more than 50'000 inhabitants (i.e. Basel, Bern, Biel/Bienne, Genève, Lausanne, Lugano, Luzern, St.Gallen, Winterthur, Zürich) would slow down traffic , increasing the time it would take to get from one place to another within the city? |
| Question text (DE) | In welchem Ausmass würde Ihrer Meinung nach eine generelle Höchstgeschwindigkeit von 30km/h auf allen Strassen in Städten mit mehr als 50'000 Einwohnerinnen und Einwohnern (das sind Basel, Bern, Biel, Genf, Lausanne, Lugano, Luzern, St. Gallen, Winterthur und Zürich) den Verkehr in der Stadt verlangsamen, also die Zeit erhöhen, welche es braucht, um von einem Ort zu einem anderen in der Stadt zu gelangen? |
| Item text | |
| Item text (DE) | |
| Value Labels | |
| 1 | Not at all |
| 2 | Very little |
| 3 | Some |
| 4 | A lot |
| 5 | A great deal |
| 99 | Don't know |
| Value Labels (DE) | |
| 1 (DE) | Überhaupt nicht |
| 2 (DE) | Sehr wenig |
| 3 (DE) | Ein bisschen |
| 4 (DE) | Stark |
| 5 (DE) | Sehr stark |
| 99 (DE) | Weiss nicht |
| <i>Missing Labels</i> | |
| -22 | not in panel |
| -33 | unit nonresponse |
| -44 | missing by m.o.p. |
| -55 | missing by technical error |

| | |
|-----|--|
| -66 | missing by design |
| -77 | not reached |
| -88 | missing by filter |
| -97 | nonvalid answer in survey (e.g. ambiguous) |
| -99 | item nonresponse |

Questions 42 to 48 and Questions 49 to 55 only differ in the scope of the speed limit (all roads vs residential roads). The treatment variable 'w3_treat_tempo30' determines randomly the displayed variant. Only the respondents of the control arm (see the different [survey groups](#)) were randomly assigned one of the two blocks.



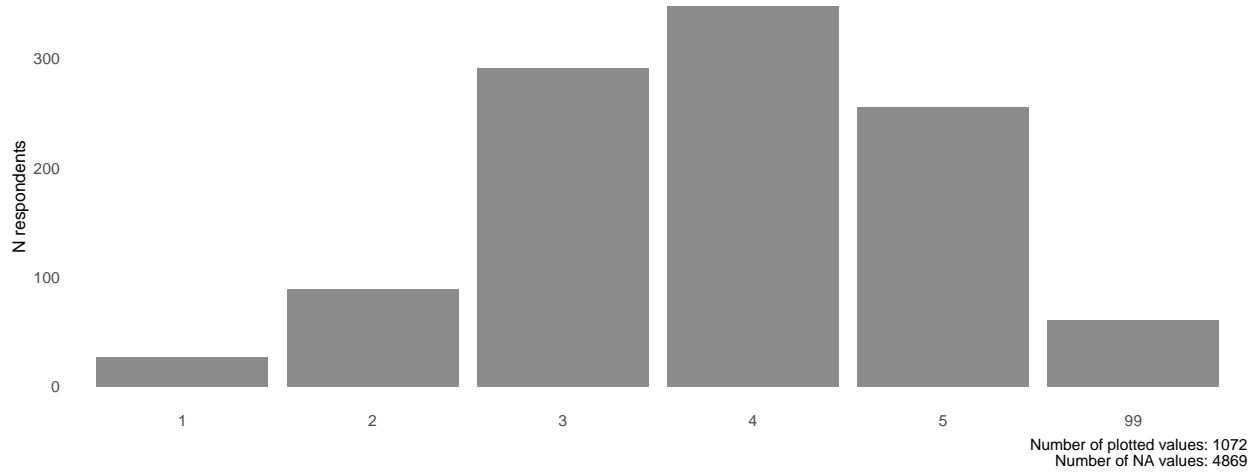
Question 45: Convenience Change through Speed Limit

w3_q45

| | |
|--------------------------|---|
| Variable name | w3_q45 |
| Variable label | Tempo 30 Reduce Convenience - all |
| Dataset | smp_w3 |
| Item source | Swiss Mobility Panel Wave 3 |
| Question type | Single Choice |
| Intro text | Currently, several large municipalities in Switzerland (e.g. Zurich, Geneva) are debating whether they should implement a general 30km/h speed limit on all roads in the city. |
| Intro text (DE) | Momentan diskutieren mehrere grosse Städte in der Schweiz (z.B. Zürich, Genf), ob sie eine generelle Höchstgeschwindigkeit von 30 km/h auf allen Strassen in der Stadt einführen sollten. |
| Instruction | |
| Instruction (DE) | |
| Question text | Would setting a general 30km/h speed limit on all roads in cities with more than 50'000 inhabitants (i.e. Basel, Bern, Biel/Bienne, Genève, Lausanne, Lugano, Luzern, St.Gallen, Winterthur, Zürich) make going into the city more or less convenient ? |
| Question text (DE) | Würde eine generelle Höchstgeschwindigkeit von 30km/h auf allen Strassen in Städten mit mehr als 50'000 Einwohnerinnen und Einwohnern (das sind Basel, Bern, Biel, Genf, Lausanne, Lugano, Luzern, St. Gallen, Winterthur und Zürich) es komfortabler oder unkomfortabler machen, in die Stadt zu fahren? |
| Item text | |
| Item text (DE) | |
| Value Labels | |
| 1 | Much more convenient |
| 2 | Somewhat more convenient |
| 3 | Not more or less convenient |
| 4 | Somewhat more inconvenient |
| 5 | Much more inconvenient |
| 99 | Don't know |
| Value Labels (DE) | |
| 1 (DE) | Viel komfortabler |
| 2 (DE) | Etwas komfortabler |
| 3 (DE) | Weder komfortabler noch unkomfortabler |
| 4 (DE) | Etwas unkomfortabler |
| 5 (DE) | Viel unkomfortabler |
| 99 (DE) | Weiss nicht |
| Missing Labels | |
| -22 | not in panel |
| -33 | unit nonresponse |
| -44 | missing by m.o.p. |
| -55 | missing by technical error |
| -66 | missing by design |
| -77 | not reached |
| -88 | missing by filter |

| | |
|-----|--|
| -97 | nonvalid answer in survey (e.g. ambiguous) |
| -99 | item nonresponse |

Questions 42 to 48 and Questions 49 to 55 only differ in the scope of the speed limit (all roads vs residential roads). The treatment variable 'w3_treat_tempo30' determines randomly the displayed variant. Only the respondents of the control arm (see the different [survey groups](#)) were randomly assigned one of the two blocks.



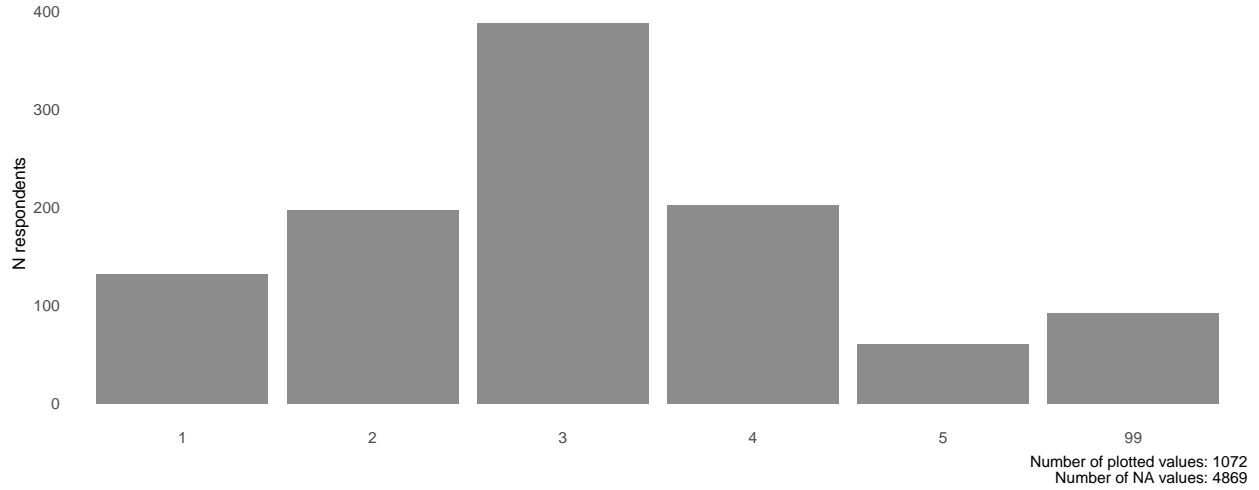
Question 46: Reduced Air Pollution through Speed Limit

w3_q46

| | |
|--------------------------|---|
| Variable name | w3_q46 |
| Variable label | Tempo 30 Air Pollution Reduction - all |
| Dataset | smp_w3 |
| Item source | Swiss Mobility Panel Wave 3 |
| Question type | Single Choice |
| Intro text | Currently, several large municipalities in Switzerland (e.g. Zurich, Geneva) are debating whether they should implement a general 30km/h speed limit on all roads in the city. |
| Intro text (DE) | Momentan diskutieren mehrere grosse Städte in der Schweiz (z.B. Zürich, Genf), ob sie eine generelle Höchstgeschwindigkeit von 30 km/h auf allen Strassen in der Stadt einführen sollten. |
| Instruction | |
| Instruction (DE) | |
| Question text | To what extent do you think setting a general 30km/h speed limit on all roads in cities with more than 50'000 inhabitants (i.e. Basel, Bern, Biel/Bienne, Genève, Lausanne, Lugano, Luzern, St.Gallen, Winterthur, Zürich) would reduce air pollution from car traffic? |
| Question text (DE) | In welchem Ausmass würde Ihrer Meinung nach eine generelle Höchstgeschwindigkeit von 30km/h auf allen Strassen in Städten mit mehr als 50'000 Einwohnerinnen und Einwohnern (das sind Basel, Bern, Biel, Genf, Lausanne, Lugano, Luzern, St. Gallen, Winterthur und Zürich) die Luftverschmutzung durch den Autoverkehr reduzieren? |
| Item text | |
| Item text (DE) | |
| Value Labels | |
| 1 | Not at all |
| 2 | Very little |
| 3 | Some |
| 4 | A lot |
| 5 | A great deal |
| 99 | Don't know |
| Value Labels (DE) | |
| 1 (DE) | Überhaupt nicht |
| 2 (DE) | Sehr wenig |
| 3 (DE) | Ein bisschen |
| 4 (DE) | Stark |
| 5 (DE) | Sehr stark |
| 99 (DE) | Weiss nicht |
| Missing Labels | |
| -22 | not in panel |
| -33 | unit nonresponse |
| -44 | missing by m.o.p. |
| -55 | missing by technical error |
| -66 | missing by design |
| -77 | not reached |

| | |
|-----|--|
| -88 | missing by filter |
| -97 | nonvalid answer in survey (e.g. ambiguous) |
| -99 | item nonresponse |

Questions 42 to 48 and Questions 49 to 55 only differ in the scope of the speed limit (all roads vs residential roads). The treatment variable 'w3_treat_tempo30' determines randomly the displayed variant. Only the respondents of the control arm (see the different [survey groups](#)) were randomly assigned one of the two blocks.



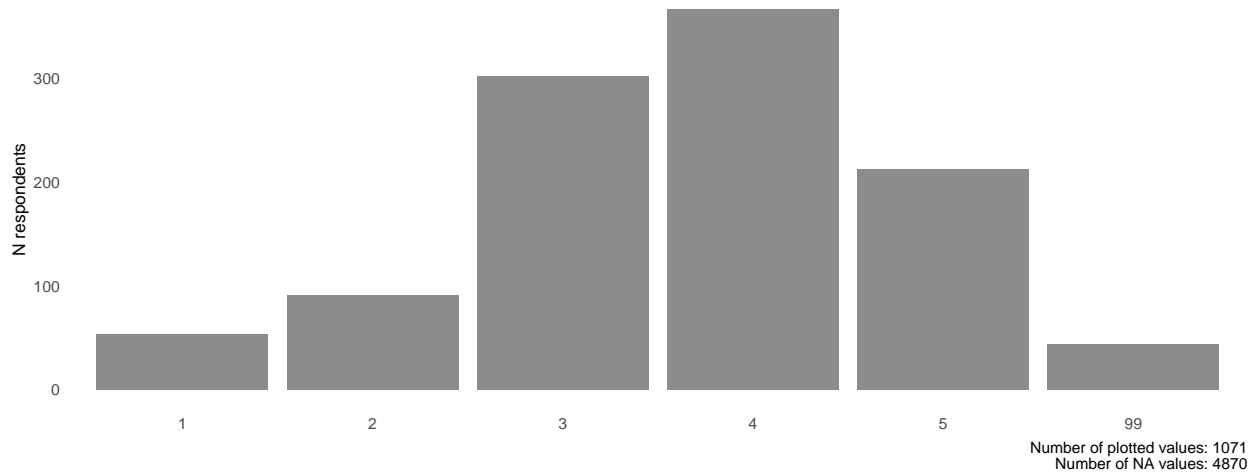
Question 47: More Security through Speed Limit

w3_q47

| | |
|--------------------------|--|
| Variable name | w3_q47 |
| Variable label | Tempo 30 Increase Pedestrian Cyclist Safety - all |
| Dataset | smp_w3 |
| Item source | Swiss Mobility Panel Wave 3 |
| Question type | Single Choice |
| Intro text | Currently, several large municipalities in Switzerland (e.g. Zurich, Geneva) are debating whether they should implement a general 30km/h speed limit on all roads in the city. |
| Intro text (DE) | Momentan diskutieren mehrere grosse Städte in der Schweiz (z.B. Zürich, Genf), ob sie eine generelle Höchstgeschwindigkeit von 30 km/h auf allen Strassen in der Stadt einführen sollten. |
| Instruction | |
| Instruction (DE) | |
| Question text | To what extent do you think setting a general 30km/h speed limit on all roads in cities with more than 50'000 inhabitants (i.e. Basel, Bern, Biel/Bienne, Genève, Lausanne, Lugano, Luzern, St.Gallen, Winterthur, Zürich) would make the city safer for pedestrians and cyclists ? |
| Question text (DE) | In welchem Ausmass würde Ihrer Meinung nach eine generelle Höchstgeschwindigkeit von 30km/h auf allen Strassen in Städten mit mehr als 50'000 Einwohnerinnen und Einwohnern (das sind Basel, Bern, Biel, Genf, Lausanne, Lugano, Luzern, St. Gallen, Winterthur und Zürich) Städte für Fussgänger/innen und Radfahrer/innen sicherer machen? |
| Item text | |
| Item text (DE) | |
| Value Labels | |
| 1 | Not at all |
| 2 | Very little |
| 3 | Some |
| 4 | A lot |
| 5 | A great deal |
| 99 | Don't know |
| Value Labels (DE) | |
| 1 (DE) | Überhaupt nicht |
| 2 (DE) | Sehr wenig |
| 3 (DE) | Ein bisschen |
| 4 (DE) | Stark |
| 5 (DE) | Sehr stark |
| 99 (DE) | Weiss nicht |
| Missing Labels | |
| -22 | not in panel |
| -33 | unit nonresponse |
| -44 | missing by m.o.p. |
| -55 | missing by technical error |
| -66 | missing by design |
| -77 | not reached |

| | |
|-----|--|
| -88 | missing by filter |
| -97 | nonvalid answer in survey (e.g. ambiguous) |
| -99 | item nonresponse |

Questions 42 to 48 and Questions 49 to 55 only differ in the scope of the speed limit (all roads vs residential roads). The treatment variable 'w3_treat_tempo30' determines randomly the displayed variant. Only the respondents of the control arm (see the different [survey groups](#)) were randomly assigned one of the two blocks.



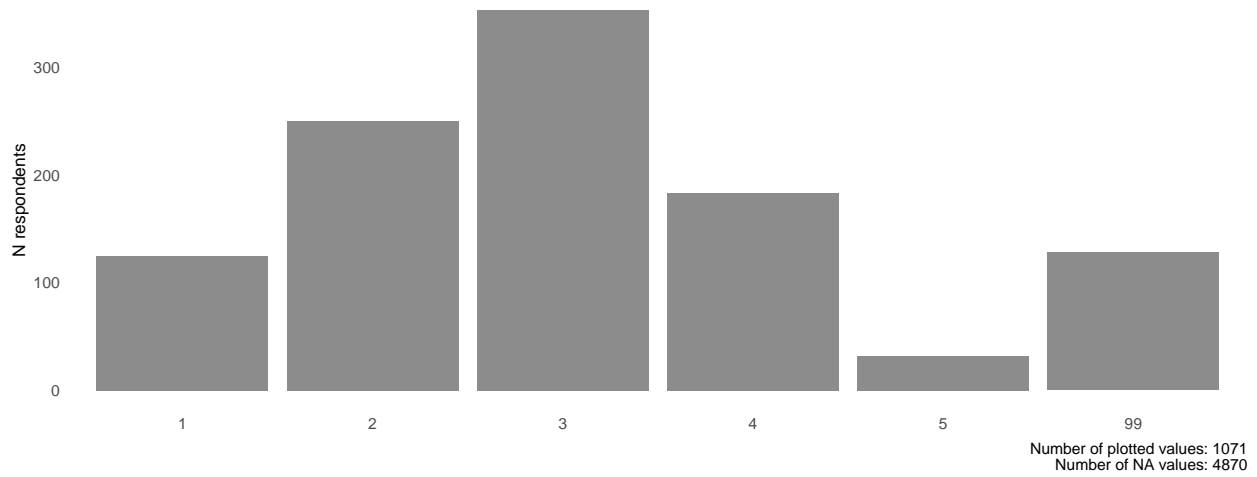
Question 48: Public Transport Impacted by Speed Limit

w3_q48

| | |
|--------------------------|--|
| Variable name | w3_q48 |
| Variable label | Tempo 30 Effect on PT Speed - all |
| Dataset | smp_w3 |
| Item source | Swiss Mobility Panel Wave 3 |
| Question type | Single Choice |
| Intro text | Currently, several large municipalities in Switzerland (e.g. Zurich, Geneva) are debating whether they should implement a general 30km/h speed limit on all roads in the city. |
| Intro text (DE) | Momentan diskutieren mehrere grosse Städte in der Schweiz (z.B. Zürich, Genf), ob sie eine generelle Höchstgeschwindigkeit von 30 km/h auf allen Strassen in der Stadt einführen sollten. |
| Instruction | |
| Instruction (DE) | |
| Question text | To what extent would setting a general 30km/h speed limit on all roads in cities with more than 50'000 inhabitants (i.e. Basel, Bern, Biel/Bienne, Genève, Lausanne, Lugano, Luzern, St.Gallen, Winterthur, Zürich) change the speed of city tram and bus services? Would it make travelling on city tram and bus services faster or slower? |
| Question text (DE) | In welchem Ausmass würde eine generelle Höchstgeschwindigkeit von 30km/h auf allen Strassen in Städten mit mehr als 50'000 Einwohnerinnen und Einwohnern (das sind Basel, Bern, Biel, Genf, Lausanne, Lugano, Luzern, St. Gallen, Winterthur und Zürich) auf die Geschwindigkeit des städtischen Tram- und Busverkehrs auswirken? Würde es das Reisen im städtischen Tram- und Busverkehr schneller oder langsamer machen? |
| Item text | |
| Item text (DE) | |
| Value Labels | |
| 1 | Much slower |
| 2 | Somewhat slower |
| 3 | No effect on travel times |
| 4 | Somewhat faster |
| 5 | Much faster |
| 99 | Don't know |
| Value Labels (DE) | |
| 1 (DE) | Viel langsamer |
| 2 (DE) | Etwas langsamer |
| 3 (DE) | Weder langsamer noch schneller |
| 4 (DE) | Etwas schneller |
| 5 (DE) | Viel schneller |
| 99 (DE) | Weiss nicht |
| <i>Missing Labels</i> | |
| -22 | not in panel |
| -33 | unit nonresponse |
| -44 | missing by m.o.p. |
| -55 | missing by technical error |

| | |
|-----|--|
| -66 | missing by design |
| -77 | not reached |
| -88 | missing by filter |
| -97 | nonvalid answer in survey (e.g. ambiguous) |
| -99 | item nonresponse |

Questions 42 to 48 and Questions 49 to 55 only differ in the scope of the speed limit (all roads vs residential roads). The treatment variable 'w3_treat_tempo30' determines randomly the displayed variant. Only the respondents of the control arm (see the different [survey groups](#)) were randomly assigned one of the two blocks.



Speed limit 30 (Variant 2: Residential Roads)

Question 49: Attitude towards Speed Limit 30

w3_q49

| | |
|--------------------|--|
| Variable name | w3_q49 |
| Variable label | General Tempo 30 Support - res |
| Dataset | smp_w3 |
| Item source | Swiss Mobility Panel Wave 3 |
| Question type | Single Choice |
| Intro text | Currently, several large municipalities in Switzerland (e.g. Zurich, Geneva) are debating whether they should implement a general 30km/h speed limit on residential roads in the city. |
| Intro text (DE) | Momentan diskutieren mehrere grosse Städte in der Schweiz (z.B. Zürich, Genf), ob sie eine Höchstgeschwindigkeit von 30 km/h auf Quartierstrassen in der Stadt einführen sollen. |
| Instruction | |
| Instruction (DE) | |
| Question text | How much are you in favour or against a general 30km/h speed limit on residential roads in cities with more than 50'000 inhabitants (i.e. Basel, Bern, Biel/Bienne, Genève, Lausanne, Lugano, Luzern, St.Gallen, Winterthur, Zürich)? |
| Question text (DE) | Wie sehr sind Sie für oder gegen eine generelle Höchstgeschwindigkeit von 30km/h auf Quartierstrassen in Städten mit mehr als 50'000 Einwohnerinnen und Einwohnern (das sind Basel, Bern, Biel, Genf, Lausanne, Lugano, Luzern, St. Gallen, Winterthur und Zürich) |
| Item text | |
| Item text (DE) | |

Value Labels

| | |
|----|-------------------------|
| 1 | Very much against |
| 2 | Somewhat against |
| 3 | Neither for nor against |
| 4 | Somewhat in favor |
| 5 | Very much in favor |
| 99 | Don't know |

Value Labels (DE)

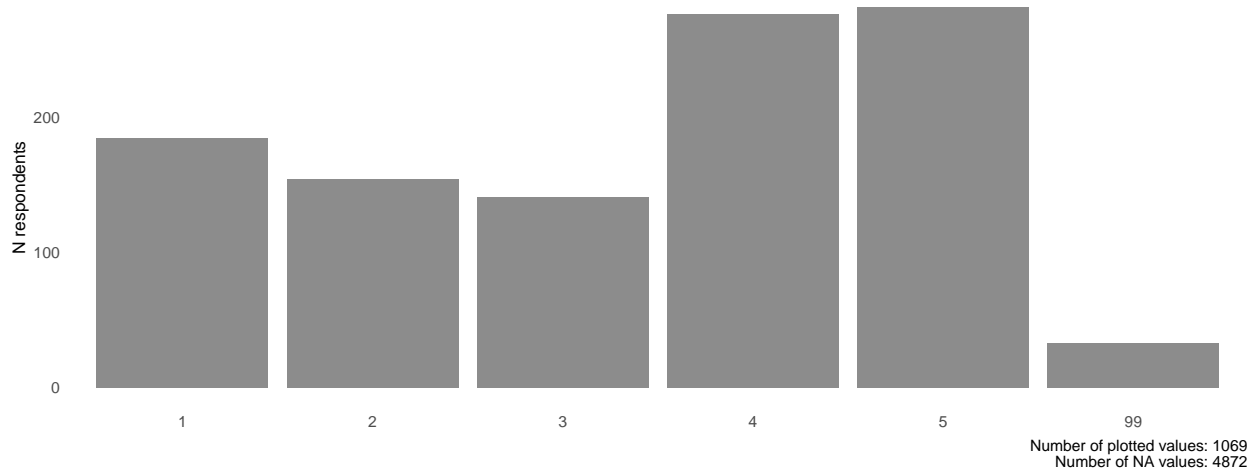
| | |
|---------|--------------|
| 1 (DE) | Sehr dagegen |
| 2 (DE) | Eher dagegen |
| 3 (DE) | Teils, teils |
| 4 (DE) | Eher dafür |
| 5 (DE) | Sehr dafür |
| 99 (DE) | Weiss nicht |

Missing Labels

| | |
|-----|----------------------------|
| -22 | not in panel |
| -33 | unit nonresponse |
| -44 | missing by m.o.p. |
| -55 | missing by technical error |
| -66 | missing by design |
| -77 | not reached |

| | |
|-----|--|
| -88 | missing by filter |
| -97 | nonvalid answer in survey (e.g. ambiguous) |
| -99 | item nonresponse |

Questions 42 to 48 and Questions 49 to 55 only differ in the scope of the speed limit (all roads vs residential roads). The treatment variable 'w3_treat_tempo30' determines randomly the displayed variant. Only the respondents of the control arm (see the different [survey groups](#)) were randomly assigned one of the two blocks.



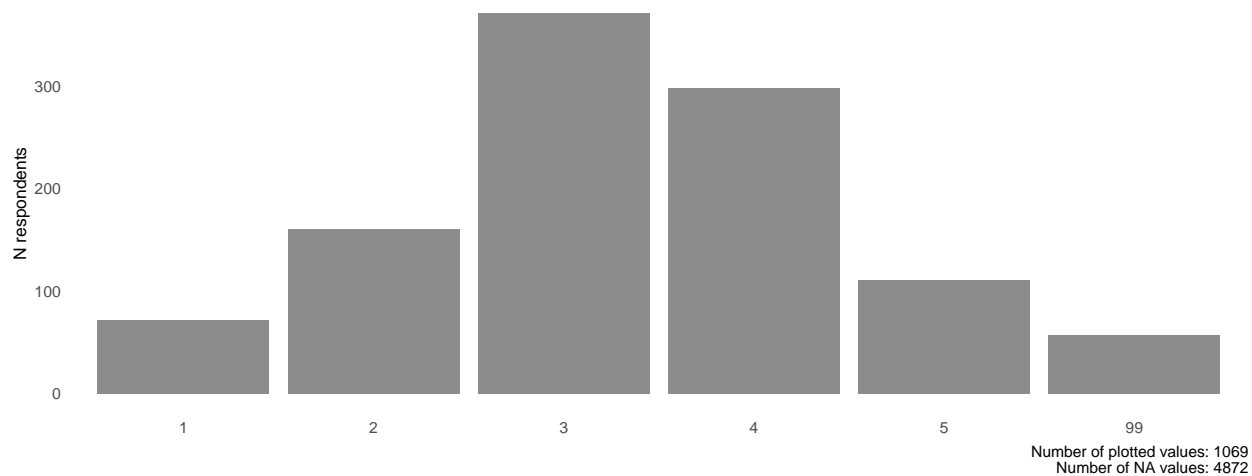
Question 50: Noise Reduction through Speed Limit

w3_q50

| | |
|--------------------------|---|
| Variable name | w3_q50 |
| Variable label | Tempo 30 Noise Reduction - res |
| Dataset | smp_w3 |
| Item source | Swiss Mobility Panel Wave 3 |
| Question type | Single Choice |
| Intro text | Currently, several large municipalities in Switzerland (e.g. Zurich, Geneva) are debating whether they should implement a general 30km/h speed limit on residential roads in the city. |
| Intro text (DE) | Momentan diskutieren mehrere grosse Städte in der Schweiz (z.B. Zürich, Genf), ob sie eine Höchstgeschwindigkeit von 30 km/h auf Quartierstrassen in der Stadt einführen sollen. |
| Instruction | |
| Instruction (DE) | |
| Question text | To what extent do you think setting a general 30km/h speed limit on residential roads in cities with more than 50'000 inhabitants (i.e. Basel, Bern, Biel/Bienne, Genève, Lausanne, Lugano, Luzern, St.Gallen, Winterthur, Zürich) would reduce noise from car traffic? |
| Question text (DE) | In welchem Ausmass würde Ihrer Meinung nach eine generelle Höchstgeschwindigkeit von 30km/h auf Quartierstrassen in Städten mit mehr als 50'000 Einwohnerinnen und Einwohnern (das sind Basel, Bern, Biel, Genf, Lausanne, Lugano, Luzern, St. Gallen, Winterthur und Zürich) den Verkehrslärm reduzieren ? |
| Item text | |
| Item text (DE) | |
| Value Labels | |
| 1 | Not at all |
| 2 | Very little |
| 3 | Some |
| 4 | A lot |
| 5 | A great deal |
| 99 | Don't know |
| Value Labels (DE) | |
| 1 (DE) | Überhaupt nicht |
| 2 (DE) | Sehr wenig |
| 3 (DE) | Ein bisschen |
| 4 (DE) | Stark |
| 5 (DE) | Sehr stark |
| 99 (DE) | Weiss nicht |
| Missing Labels | |
| -22 | not in panel |
| -33 | unit nonresponse |
| -44 | missing by m.o.p. |
| -55 | missing by technical error |
| -66 | missing by design |
| -77 | not reached |

| | |
|-----|--|
| -88 | missing by filter |
| -97 | nonvalid answer in survey (e.g. ambiguous) |
| -99 | item nonresponse |

Questions 42 to 48 and Questions 49 to 55 only differ in the scope of the speed limit (all roads vs residential roads). The treatment variable 'w3_treat_tempo30' determines randomly the displayed variant. Only the respondents of the control arm (see the different [survey groups](#)) were randomly assigned one of the two blocks.



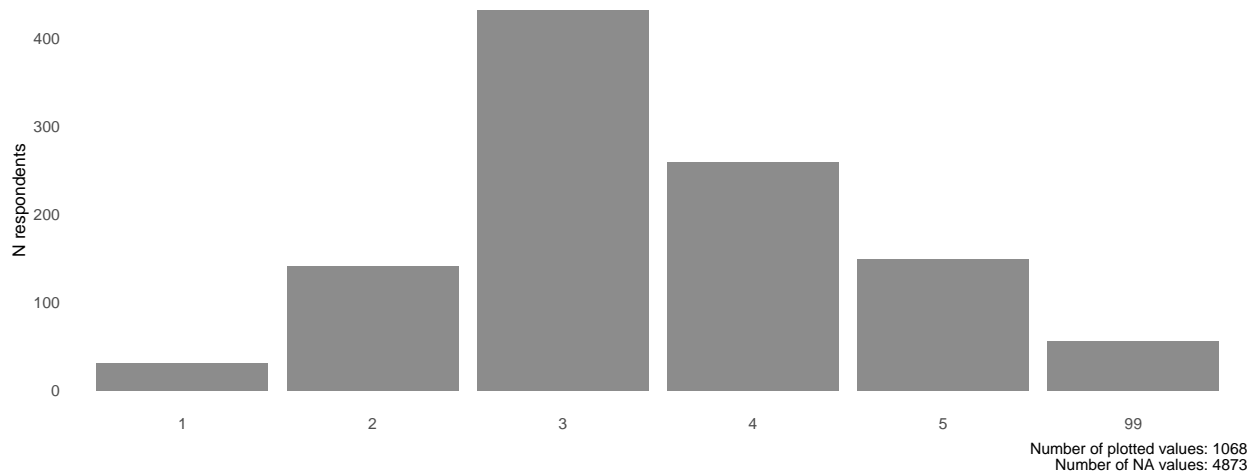
Question 51: Traffic Slowdown through Speed Limit

w3_q51

| | |
|--------------------------|--|
| Variable name | w3_q51 |
| Variable label | Tempo 30 Slow Down Traffic - res |
| Dataset | smp_w3 |
| Item source | Swiss Mobility Panel Wave 3 |
| Question type | Single Choice |
| Intro text | Currently, several large municipalities in Switzerland (e.g. Zurich, Geneva) are debating whether they should implement a general 30km/h speed limit on residential roads in the city. |
| Intro text (DE) | Momentan diskutieren mehrere grosse Städte in der Schweiz (z.B. Zürich, Genf), ob sie eine Höchstgeschwindigkeit von 30 km/h auf Quartierstrassen in der Stadt einführen sollen. |
| Instruction | |
| Instruction (DE) | |
| Question text | To what extent do you think setting a general 30km/h speed limit on residential roads in cities with more than 50'000 inhabitants (i.e. Basel, Bern, Biel/Bienne, Genève, Lausanne, Lugano, Luzern, St.Gallen, Winterthur, Zürich) would slow down traffic, increasing the time it would take to get from one place to another within the city? |
| Question text (DE) | In welchem Ausmass würde Ihrer Meinung nach eine generelle Höchstgeschwindigkeit von 30km/h auf Quartierstrassen in Städten mit mehr als 50'000 Einwohnerinnen und Einwohnern (das sind Basel, Bern, Biel, Genf, Lausanne, Lugano, Luzern, St. Gallen, Winterthur und Zürich) den Verkehr in der Stadt verlangsamen, also die Zeit erhöhen, welche es braucht, um von einem Ort zu einem anderen in der Stadt zu gelangen? |
| Item text | |
| Item text (DE) | |
| Value Labels | |
| 1 | Not at all |
| 2 | Very little |
| 3 | Some |
| 4 | A lot |
| 5 | A great deal |
| 99 | Don't know |
| Value Labels (DE) | |
| 1 (DE) | Überhaupt nicht |
| 2 (DE) | Sehr wenig |
| 3 (DE) | Ein bisschen |
| 4 (DE) | Stark |
| 5 (DE) | Sehr stark |
| 99 (DE) | Weiss nicht |
| <i>Missing Labels</i> | |
| -22 | not in panel |
| -33 | unit nonresponse |
| -44 | missing by m.o.p. |
| -55 | missing by technical error |

| | |
|-----|--|
| -66 | missing by design |
| -77 | not reached |
| -88 | missing by filter |
| -97 | nonvalid answer in survey (e.g. ambiguous) |
| -99 | item nonresponse |

Questions 42 to 48 and Questions 49 to 55 only differ in the scope of the speed limit (all roads vs residential roads). The treatment variable 'w3_treat_tempo30' determines randomly the displayed variant. Only the respondents of the control arm (see the different [survey groups](#)) were randomly assigned one of the two blocks.



Question 52: Convenience Change through Speed Limit

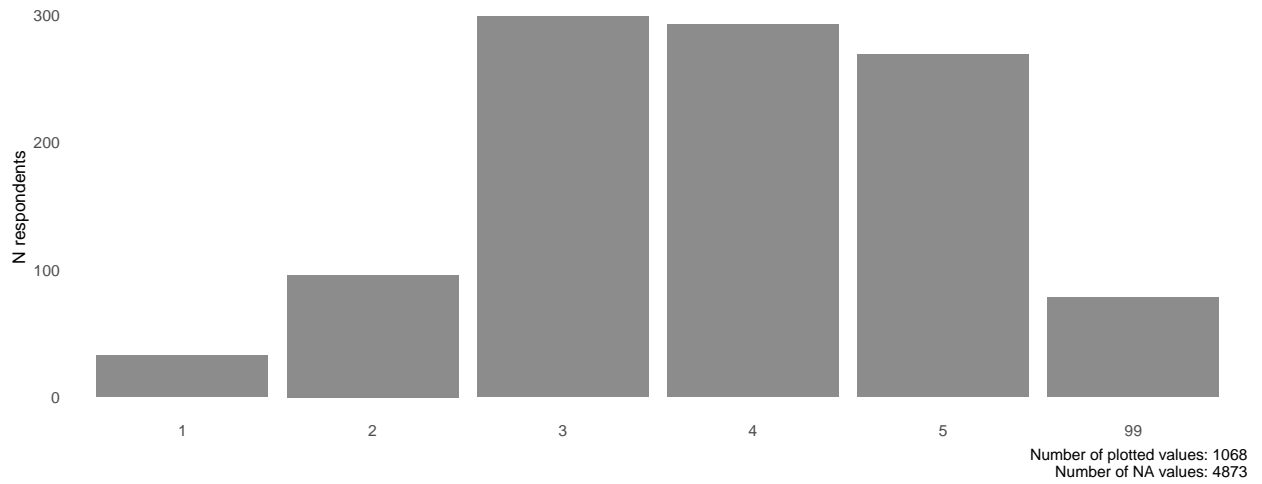
w3_q52

| | |
|--------------------------|--|
| Variable name | w3_q52 |
| Variable label | Tempo 30 Reduce Convenience - res |
| Dataset | smp_w3 |
| Item source | Swiss Mobility Panel Wave 3 |
| Question type | Single Choice |
| Intro text | Currently, several large municipalities in Switzerland (e.g. Zurich, Geneva) are debating whether they should implement a general 30km/h speed limit on residential roads in the city. |
| Intro text (DE) | Momentan diskutieren mehrere grosse Städte in der Schweiz (z.B. Zürich, Genf), ob sie eine Höchstgeschwindigkeit von 30 km/h auf Quartierstrassen in der Stadt einführen sollen. |
| Instruction | |
| Instruction (DE) | |
| Question text | Would setting a general 30km/h speed limit on residential roads in cities with more than 50'000 inhabitants (i.e. Basel, Bern, Biel/Bienne, Genève, Lausanne, Lugano, Luzern, St.Gallen, Winterthur, Zürich) make going into the city more or less convenient ? |
| Question text (DE) | Würde eine generelle Höchstgeschwindigkeit von 30km/h auf allen Strassen in Städten mit mehr als 50'000 Einwohnerinnen und Einwohnern (das sind Basel, Bern, Biel, Genf, Lausanne, Lugano, Luzern, St. Gallen, Winterthur und Zürich) es komfortabler oder unkomfortabler machen, in die Stadt zu fahren? |
| Item text | |
| Item text (DE) | |
| Value Labels | |
| 1 | Much more convenient |
| 2 | Somewhat more convenient |
| 3 | Not more or less convenient |
| 4 | Somewhat more inconvenient |
| 5 | Much more inconvenient |
| 99 | Don't know |
| Value Labels (DE) | |
| 1 (DE) | Viel komfortabler |
| 2 (DE) | Etwas komfortabler |
| 3 (DE) | Weder komfortabler noch unkomfortabler |
| 4 (DE) | Etwas unkomfortabler |
| 5 (DE) | Viel unkomfortabler |
| 99 (DE) | Weiss nicht |
| Missing Labels | |
| -22 | not in panel |
| -33 | unit nonresponse |
| -44 | missing by m.o.p. |
| -55 | missing by technical error |
| -66 | missing by design |
| -77 | not reached |
| -88 | missing by filter |

| | |
|-----|--|
| -97 | nonvalid answer in survey (e.g. ambiguous) |
| -99 | item nonresponse |

Questions 42 to 48 and Questions 49 to 55 only differ in the scope of the speed limit (all roads vs residential roads). The treatment variable 'w3_treat_tempo30' determines randomly the displayed variant. Only the respondents of the control arm (see the different [survey groups](#)) were randomly assigned one of the two blocks.

The translation to German contained an error and wrongfully states 'all roads' instead of 'residential roads'.



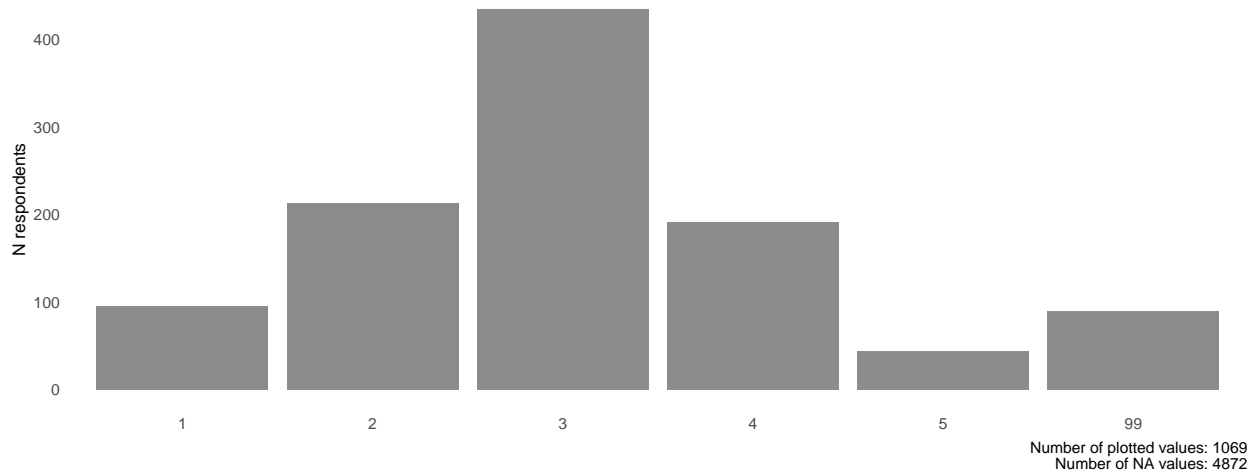
Question 53: Reduced Air Pollution through Speed Limit

w3_q53

| | |
|--------------------------|---|
| Variable name | w3_q53 |
| Variable label | Tempo 30 Air Pollution Reduction - res |
| Dataset | smp_w3 |
| Item source | Swiss Mobility Panel Wave 3 |
| Question type | Single Choice |
| Intro text | Currently, several large municipalities in Switzerland (e.g. Zurich, Geneva) are debating whether they should implement a general 30km/h speed limit on residential roads in the city. |
| Intro text (DE) | Momentan diskutieren mehrere grosse Städte in der Schweiz (z.B. Zürich, Genf), ob sie eine Höchstgeschwindigkeit von 30 km/h auf Quartierstrassen in der Stadt einführen sollen. |
| Instruction | |
| Instruction (DE) | |
| Question text | To what extent do you think setting a general 30km/h speed limit on residential roads in cities with more than 50'000 inhabitants (i.e. Basel, Bern, Biel/Bienne, Genève, Lausanne, Lugano, Luzern, St.Gallen, Winterthur, Zürich) would reduce air pollution from car traffic? |
| Question text (DE) | In welchem Ausmass würde Ihrer Meinung nach eine generelle Höchstgeschwindigkeit von 30km/h auf Quartierstrassen in Städten mit mehr als 50'000 Einwohnerinnen und Einwohnern (das sind Basel, Bern, Biel, Genf, Lausanne, Lugano, Luzern, St. Gallen, Winterthur und Zürich) die Luftverschmutzung durch den Autoverkehr reduzieren? |
| Item text | |
| Item text (DE) | |
| Value Labels | |
| 1 | Not at all |
| 2 | Very little |
| 3 | Some |
| 4 | A lot |
| 5 | A great deal |
| 99 | Don't know |
| Value Labels (DE) | |
| 1 (DE) | Überhaupt nicht |
| 2 (DE) | Sehr wenig |
| 3 (DE) | Ein bisschen |
| 4 (DE) | Stark |
| 5 (DE) | Sehr stark |
| 99 (DE) | Weiss nicht |
| Missing Labels | |
| -22 | not in panel |
| -33 | unit nonresponse |
| -44 | missing by m.o.p. |
| -55 | missing by technical error |
| -66 | missing by design |
| -77 | not reached |

| | |
|-----|--|
| -88 | missing by filter |
| -97 | nonvalid answer in survey (e.g. ambiguous) |
| -99 | item nonresponse |

Questions 42 to 48 and Questions 49 to 55 only differ in the scope of the speed limit (all roads vs residential roads). The treatment variable 'w3_treat_tempo30' determines randomly the displayed variant. Only the respondents of the control arm (see the different [survey groups](#)) were randomly assigned one of the two blocks.



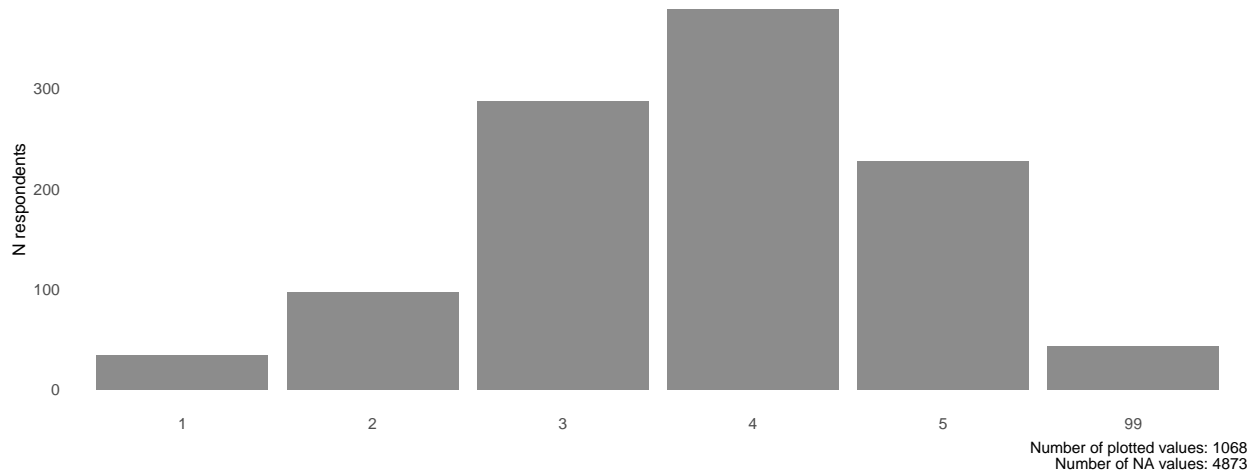
Question 54: More Security through Speed Limit

w3_q54

| | |
|--------------------------|--|
| Variable name | w3_q54 |
| Variable label | Tempo 30 Increase Pedestrian Cyclist Safety - res |
| Dataset | smp_w3 |
| Item source | Swiss Mobility Panel Wave 3 |
| Question type | Single Choice |
| Intro text | Currently, several large municipalities in Switzerland (e.g. Zurich, Geneva) are debating whether they should implement a general 30km/h speed limit on residential roads in the city. |
| Intro text (DE) | Momentan diskutieren mehrere grosse Städte in der Schweiz (z.B. Zürich, Genf), ob sie eine Höchstgeschwindigkeit von 30 km/h auf Quartierstrassen in der Stadt einführen sollen. |
| Instruction | |
| Instruction (DE) | |
| Question text | To what extent do you think setting a general 30km/h speed limit on residential roads in cities with more than 50'000 inhabitants (i.e. Basel, Bern, Biel/Bienne, Genève, Lausanne, Lugano, Luzern, St.Gallen, Winterthur, Zürich) would make the city safer for pedestrians and cyclists? |
| Question text (DE) | In welchem Ausmass würde Ihrer Meinung nach eine generelle Höchstgeschwindigkeit von 30km/h auf Quartierstrassen in Städten mit mehr als 50'000 Einwohnerinnen und Einwohnern (das sind Basel, Bern, Biel, Genf, Lausanne, Lugano, Luzern, St. Gallen, Winterthur und Zürich) Städte für Fussgänger/innen und Radfahrer/innen sicherer machen? |
| Item text | |
| Item text (DE) | |
| Value Labels | |
| 1 | Not at all |
| 2 | Very little |
| 3 | Some |
| 4 | A lot |
| 5 | A great deal |
| 99 | Don't know |
| Value Labels (DE) | |
| 1 (DE) | Überhaupt nicht |
| 2 (DE) | Sehr wenig |
| 3 (DE) | Ein bisschen |
| 4 (DE) | Stark |
| 5 (DE) | Sehr stark |
| 99 (DE) | Weiss nicht |
| Missing Labels | |
| -22 | not in panel |
| -33 | unit nonresponse |
| -44 | missing by m.o.p. |
| -55 | missing by technical error |
| -66 | missing by design |
| -77 | not reached |

| | |
|-----|--|
| -88 | missing by filter |
| -97 | nonvalid answer in survey (e.g. ambiguous) |
| -99 | item nonresponse |

Questions 42 to 48 and Questions 49 to 55 only differ in the scope of the speed limit (all roads vs residential roads). The treatment variable 'w3_treat_tempo30' determines randomly the displayed variant. Only the respondents of the control arm (see the different [survey groups](#)) were randomly assigned one of the two blocks.



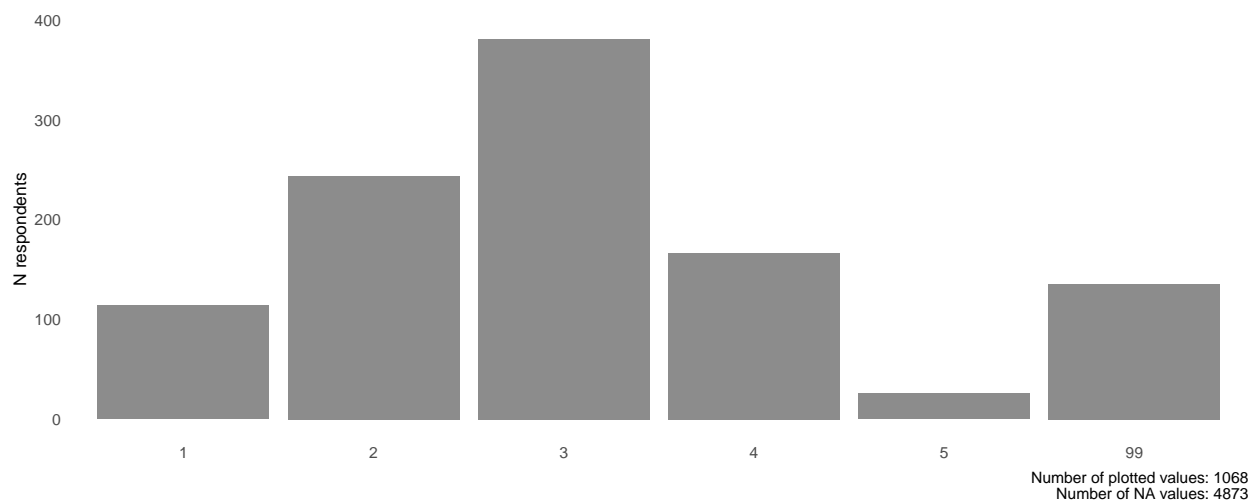
Question 55: Public Transport Impacted by Speed Limit

w3_q55

| | |
|--------------------------|---|
| Variable name | w3_q55 |
| Variable label | Tempo 30 Effect on PT Speed - res |
| Dataset | smp_w3 |
| Item source | Swiss Mobility Panel Wave 3 |
| Question type | Single Choice |
| Intro text | Currently, several large municipalities in Switzerland (e.g. Zurich, Geneva) are debating whether they should implement a general 30km/h speed limit on residential roads in the city. |
| Intro text (DE) | Momentan diskutieren mehrere grosse Städte in der Schweiz (z.B. Zürich, Genf), ob sie eine Höchstgeschwindigkeit von 30 km/h auf Quartierstrassen in der Stadt einführen sollen. |
| Instruction | |
| Instruction (DE) | |
| Question text | To what extent would setting a general 30km/h speed limit on residential roads in cities with more than 50'000 inhabitants (i.e. Basel, Bern, Biel/Bienne, Genève, Lausanne, Lugano, Luzern, St.Gallen, Winterthur, Zürich) change the speed of city tram and bus services? Would it make travelling on city tram and bus services faster or slower? |
| Question text (DE) | In welchem Ausmass würde sich eine generelle Höchstgeschwindigkeit von 30km/h auf Quartierstrassen in Städten mit mehr als 50'000 Einwohnerinnen und Einwohnern (das sind Basel, Bern, Biel, Genf, Lausanne, Lugano, Luzern, St. Gallen, Winterthur und Zürich) auf die Geschwindigkeit des städtischen Tram- und Busverkehrs auswirken? Würde es Reisen im städtischen Tram- und Busverkehr schneller oder langsamer machen? |
| Item text | |
| Item text (DE) | |
| Value Labels | |
| 1 | Much slower |
| 2 | Somewhat slower |
| 3 | No effect on travel times |
| 4 | Somewhat faster |
| 5 | Much faster |
| 99 | Don't know |
| Value Labels (DE) | |
| 1 (DE) | Viel langsamer |
| 2 (DE) | Etwas langsamer |
| 3 (DE) | Weder langsamer noch schneller |
| 4 (DE) | Etwas schneller |
| 5 (DE) | Viel schneller |
| 99 (DE) | Weiss nicht |
| <i>Missing Labels</i> | |
| -22 | not in panel |
| -33 | unit nonresponse |
| -44 | missing by m.o.p. |
| -55 | missing by technical error |

| | |
|-----|--|
| -66 | missing by design |
| -77 | not reached |
| -88 | missing by filter |
| -97 | nonvalid answer in survey (e.g. ambiguous) |
| -99 | item nonresponse |

Questions 42 to 48 and Questions 49 to 55 only differ in the scope of the speed limit (all roads vs residential roads). The treatment variable 'w3_treat_tempo30' determines randomly the displayed variant. Only the respondents of the control arm (see the different [survey groups](#)) were randomly assigned one of the two blocks.



Commuting Behaviour

Question 56: Commuting to a City

w3_q56

| | |
|--------------------------|---|
| Variable name | w3_q56 |
| Variable label | Tempo 30 City Commute |
| Dataset | smp_w3 |
| Item source | Swiss Mobility Panel Wave 3 |
| Question type | Single Choice |
| Intro text | |
| Intro text (DE) | |
| Instruction | Please answer with yes only if you don't live in this city yourself. |
| Instruction (DE) | Bitte antworten Sie nur mit Ja, wenn Sie nicht selbst in derselben Stadt wohnen. |
| Question text | Do you normally commute to a city with more than 50'000 inhabitants for work or education/training (i.e. Basel, Bern, Biel/Bienne, Genève, Lausanne, Lugano, Luzern, St. Gallen, Winterthur, Zürich)? |
| Question text (DE) | Pendeln Sie normalerweise in eine Stadt mit mehr als 50'000 Einwohnerinnen und Einwohnern für Ihre Arbeit oder Ihre Ausbildung (das sind Basel, Bern, Biel/Bienne, Genf, Lausanne, Lugano, Luzern, St. Gallen, Winterthur, Zürich)? |
| Item text | |
| Item text (DE) | |
| Value Labels | |
| 0 | No |
| 1 | Yes |
| Value Labels (DE) | |
| 0 (DE) | Nein |
| 1 (DE) | Ja |
| <i>Missing Labels</i> | |
| -22 | not in panel |
| -33 | unit nonresponse |
| -44 | missing by m.o.p. |
| -55 | missing by technical error |
| -66 | missing by design |
| -77 | not reached |
| -88 | missing by filter |
| -97 | nonvalid answer in survey (e.g. ambiguous) |
| -99 | item nonresponse |

The questions of this block were only displayed to respondents in the control arm (see [survey groups](#))



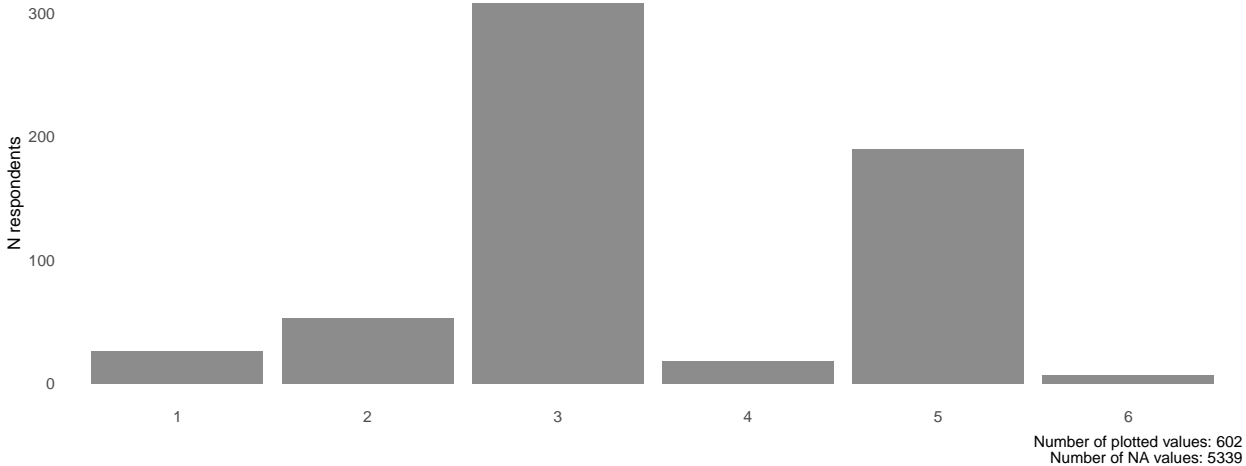
Question 57: Main means of Transport

w3_q57

| | |
|--------------------------|---|
| Variable name | w3_q57 |
| Variable label | Tempo 30 City Commute Mobility Tool |
| Dataset | smp_w3 |
| Item source | Swiss Mobility Panel Wave 3 |
| Question type | Single Choice |
| Intro text | |
| Intro text (DE) | |
| Instruction | |
| Instruction (DE) | |
| Question text | And which of the following means of transportation do you mainly use for this commute? |
| Question text (DE) | Und welches der folgenden Verkehrsmittel verwenden Sie normalerweise für diese Pendelstrecke? |
| Item text | |
| Item text (DE) | |
| Value Labels | |
| 1 | Walk |
| 2 | Bicycle |
| 3 | Public transportation |
| 4 | Motorcycle (i.e. all motorcycles requiring an A/A1/A- driver's license) |
| 5 | Car |
| 6 | Other: |
| Value Labels (DE) | |
| 1 (DE) | Zu Fuss |
| 2 (DE) | Fahrrad |
| 3 (DE) | Öffentlicher Verkehr |
| 4 (DE) | Motorrad (gemeint sind alle Motorräder, welche einen A/A1/A- Führerschein benötigen) |
| 5 (DE) | Auto |
| 6 (DE) | Sonstiges, und zwar: |
| <i>Missing Labels</i> | |
| -22 | not in panel |
| -33 | unit nonresponse |
| -44 | missing by m.o.p. |
| -55 | missing by technical error |
| -66 | missing by design |
| -77 | not reached |
| -88 | missing by filter |
| -97 | nonvalid answer in survey (e.g. ambiguous) |
| -99 | item nonresponse |

This question was only displayed if the respondent answered 'Yes' to the [previous question](#). Furthermore, there was an error in the Italian translation of this questions which let the English version of the question show for Italian-speaking respondents.

The questions of this block were only displayed to respondents in the control arm (see [survey groups](#))



w3_q57_txt

| | |
|-----------------------|---|
| Variable name | w3_q57_txt |
| Variable label | Tempo 30 City Commute Tool - Other |
| Dataset | smp_w3 |
| Item source | Swiss Mobility Panel Wave 3 |
| Question type | Open Text Box |
| Intro text | |
| Intro text (DE) | |
| Instruction | |
| Instruction (DE) | |
| Question text | And which of the following means of transportation do you mainly use for this commute? |
| Question text (DE) | Und welches der folgenden Verkehrsmittel verwenden Sie normalerweise für diese Pendelstrecke? |
| Item text | Other: |
| Item text (DE) | Sonstiges, und zwar: |
| <i>Missing Labels</i> | |
| -22 | not in panel |
| -33 | unit nonresponse |
| -44 | missing by m.o.p. |
| -55 | missing by technical error |
| -66 | missing by design |
| -77 | not reached |
| -88 | missing by filter |
| -97 | nonvalid answer in survey (e.g. ambiguous) |
| -99 | item nonresponse |

This question was only displayed if the respondent answered ‘Yes’ to the [previous question](#). Furthermore, there was an error in the Italian translation of this questions which let the English version of the question show for Italian-speaking respondents.

The questions of this block were only displayed to respondents in the control arm (see [survey groups](#))

Java

Question 58: Check Javascript

w3_q58

| | |
|--------------------------|--|
| Variable name | w3_q58 |
| Variable label | Java Test |
| Dataset | smp_w3 |
| Item source | Swiss Mobility Panel Wave 3 |
| Question type | Single Choice |
| Intro text | |
| Intro text (DE) | |
| Instruction | |
| Instruction (DE) | |
| Question text | In the following section, we will ask you to participate in an exercise. This exercise requires Javascript is enabled on your computer. We would like to check whether you have Javascript enabled and can therefore see can take part in this exercise. Which of the following statements is true for this table? |
| Question text (DE) | Zunächst möchten wir prüfen, ob Sie Javascript aktiviert haben und sich damit die Illustrationen dieser Befragung ansehen können. Welche der folgenden Aussagen trifft zu? |
| Item text | |
| Item text (DE) | |
| Value Labels | |
| 1 | Top row are trees, bottom row are animals |
| 2 | Top row are animals, bottom row are trees |
| 99 | Does not show/ I do not know |
| Value Labels (DE) | |
| 1 (DE) | Obere Reihe zeigt Bäume, untere Reihe zeigt Tiere |
| 2 (DE) | Obere Reihe zeigt Tiere, untere Reihe zeigt Bäume |
| 99 (DE) | Wird nicht angezeigt/Weiss nicht |
| <i>Missing Labels</i> | |
| -22 | not in panel |
| -33 | unit nonresponse |
| -44 | missing by m.o.p. |
| -55 | missing by technical error |
| -66 | missing by design |
| -77 | not reached |
| -88 | missing by filter |
| -97 | nonvalid answer in survey (e.g. ambiguous) |
| -99 | item nonresponse |

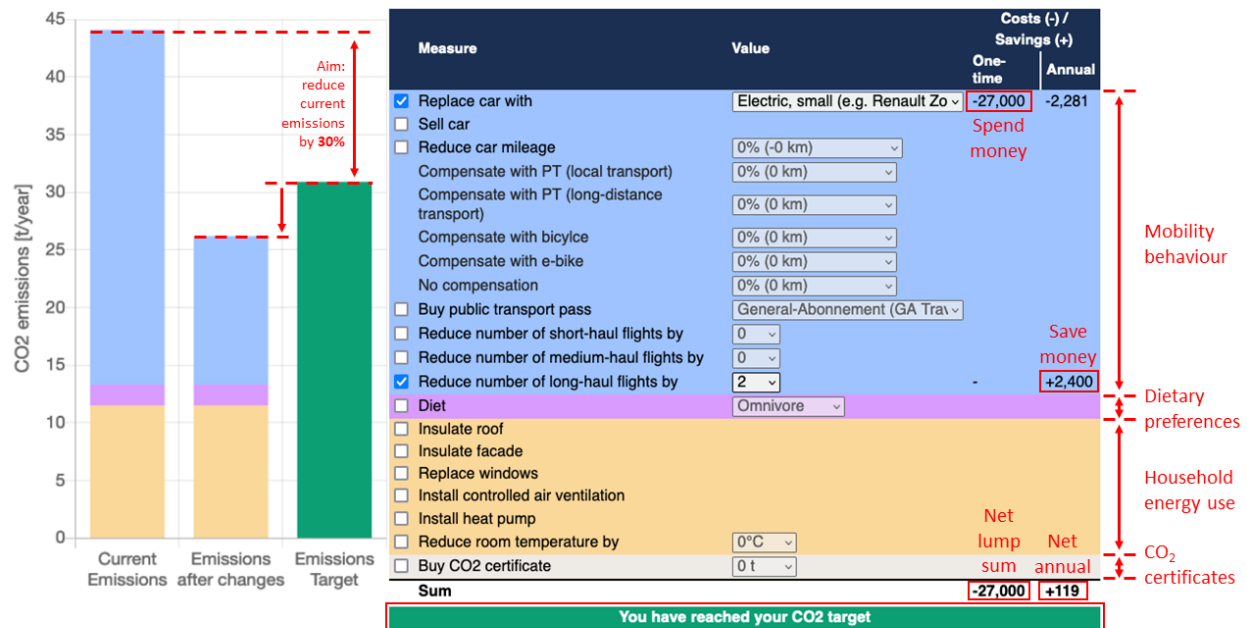
The second answer is correct. Answers 1 and 2 were displayed in randomized order.

Only respondents of the treatment groups were asked this question (see [survey groups](#)).

This question was initially used as a filter to determine whether the [Priority Evaluator](#) should be displayed or not (in [survey version 1](#)). This filter was changed for survey version 2 because of the high failure rate to this test which did not successfully indicate a failure in displaying the Priority Evaluator.



Priority Evaluator



Using the answers to the first question block (Carbon Calculator, A1 – A25), each respondent’s approximate annual CO₂ emissions were calculated. The respondents (if in the [treatment groups](#)) were then shown an adapted, interactive javascript tool as shown in the image above. On the left-hand side, three bars were shown:

- The current emissions (fixed, computed in part “carbon calculator”)
- The interactive emissions (variable to the changes in the tool)
- The emission target (fixed to 30% of the current emissions)

On the right-hand side, a table with options to reduce the emissions is shown. These options are split into four categories:

- Blue: Mobility
- Purple: Diet
- Yellow: Housing
- Grey: Compensation

The image shows all options that were possible, but only those relevant to the respondent were displayed in the survey. For instance, someone not having access to a car did not get any option about cars. Furthermore, a cost calculation was done on the right-hand side of the table, considering both one-time and annual costs. Negative numbers represented costs; positive numbers represented savings. The respondents could check and uncheck any of the options, change the degree (e.g., the number of flights to reduce) and could observe the changes to their footprint in the second bar. If they wanted to continue the survey without having reached the target, they were shown a pop-up that asked whether they were sure to continue before having reached the target.

Start Data

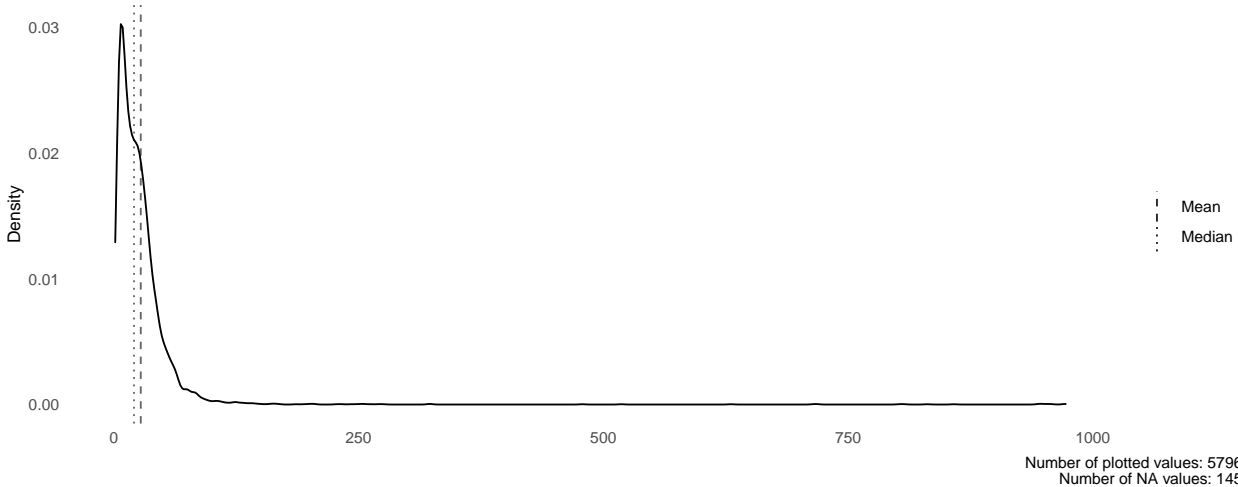
This part includes data collected BEFORE respondents were shown the interactive javascript tool ‘Priority Evaluator’.

w3_pe_emissions

| | |
|-----------------------|---|
| Variable name | w3_pe_emissions |
| Variable label | Personal CO2 Emissions |
| Dataset | smp_w3 |
| Item source | Swiss Mobility Panel Wave 3 |
| Question type | Meta |
| Intro text | On the following page we ask you to take part in an exercise on how individuals can reduce their CO2 emissions. In the exercise, you will be presented with a table that looks like this. In this table, you will be asked to choose which behaviours and living conditions you would like to change to meet a personalised CO2 emission target. |
| Intro text (DE) | Auf der folgenden Seite bitten wir Sie, an einer Aufgabe teilzunehmen, in der es darum geht, wie Individuen ihre CO2-Emissionen reduzieren können. In der Aufgabe werden Sie eine Tabelle vorfinden, die wie folgt aussieht. In dieser Tabelle werden Sie aufgefordert, die Verhaltensweisen und Lebensbedingungen auszuwählen, die Sie ändern möchten, um ein personalisiertes CO2-Emissionsziel zu erreichen. |
| Instruction | |
| Instruction (DE) | |
| Question text | This is an input variable to the interactive tool "Priority Evaluator" where respondents are asked to reduce their personal CO2-footprint by 30 per cent. |
| Question text (DE) | |
| Item text | The computed annual footprint using the information collected in questions w3_q1 to w3_q25. (in tons CO2-equivalents) |
| Item text (DE) | |
| <i>Missing Labels</i> | |
| -22 | not in panel |
| -33 | unit nonresponse |
| -44 | missing by m.o.p. |
| -55 | missing by technical error |
| -66 | missing by design |
| -77 | not reached |
| -88 | missing by filter |
| -97 | nonvalid answer in survey (e.g. ambiguous) |
| -99 | item nonresponse |

Note that all questions related to the Priority Evaluator were only shown to respondents in the two treatment groups (see [survey subgroups](#)). The PE could not be correctly initialized for all respondents in the treatment groups which is indicated by the error flag 'w3_forced_tempo30'.

However, this variable was computed for all respondents from all survey subgroups (for which the PE worked correctly) using the information from questions 1 to 25.

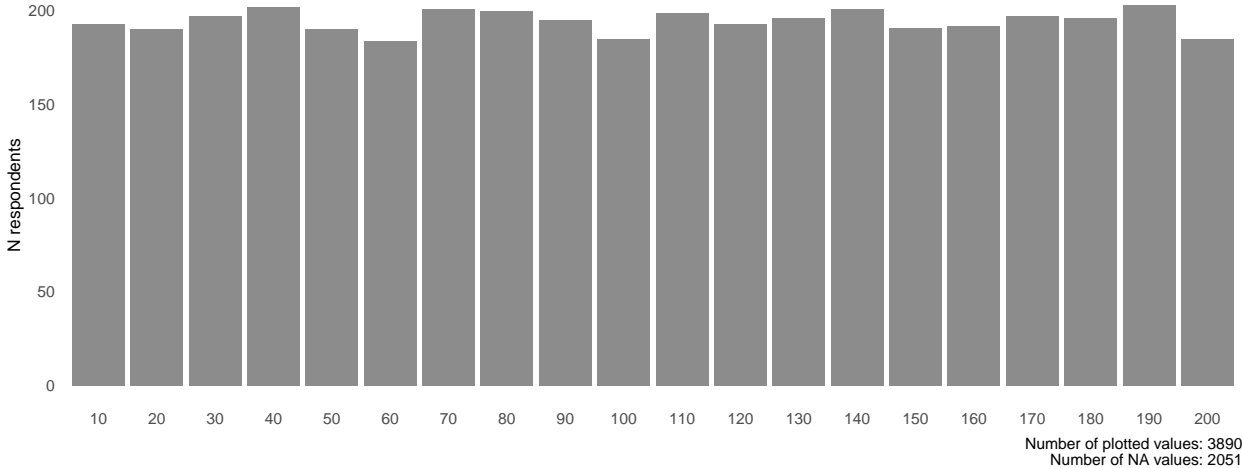


w3_pe_certificate_price

| | |
|-----------------------|---|
| Variable name | w3_pe_certificate_price |
| Variable label | PE CO2 Certificate Price |
| Dataset | smp_w3 |
| Item source | Swiss Mobility Panel Wave 3 |
| Question type | Treatment |
| Intro text | On the following page we ask you to take part in an exercise on how individuals can reduce their CO2 emissions. In the exercise, you will be presented with a table that looks like this. In this table, you will be asked to choose which behaviours and living conditions you would like to change to meet a personalised CO2 emission target. |
| Intro text (DE) | Auf der folgenden Seite bitten wir Sie, an einer Aufgabe teilzunehmen, in der es darum geht, wie Individuen ihre CO2-Emissionen reduzieren können. In der Aufgabe werden Sie eine Tabelle vorfinden, die wie folgt aussieht. In dieser Tabelle werden Sie aufgefordert, die Verhaltensweisen und Lebensbedingungen auszuwählen, die Sie ändern möchten, um ein personalisiertes CO2-Emissionsziel zu erreichen. |
| Instruction | |
| Instruction (DE) | |
| Question text | This is an input variable to the interactive tool "Priority Evaluator" where respondents are asked to reduce their personal CO2-footprint by 30 per cent. |
| Question text (DE) | |
| Item text | The price of compensating 1 ton of CO2 (in CHF, randomly assigned in range from CHF 10 to CHF 200 by steps of 10). The cost of compensating several tons was non-linear. |
| Item text (DE) | |
| <i>Missing Labels</i> | |
| -22 | not in panel |
| -33 | unit nonresponse |
| -44 | missing by m.o.p. |
| -55 | missing by technical error |
| -66 | missing by design |
| -77 | not reached |
| -88 | missing by filter |
| -97 | nonvalid answer in survey (e.g. ambiguous) |
| -99 | item nonresponse |

Note that all questions related to the Priority Evaluator were only shown to respondents in the two treatment groups (see [survey subgroups](#)). The PE could not be correctly initialized for all respondents in the treatment groups which is indicated by the error flag 'w3_forced_tempo30'.

However, this variable was generated for every respondent in the corresponding survey subgroups.



w3_pe_start_settings

| | |
|-----------------------|---|
| Variable name | w3_pe_start_settings |
| Variable label | PE Start Settings |
| Dataset | smp_w3 |
| Item source | Swiss Mobility Panel Wave 3 |
| Question type | Meta |
| Intro text | On the following page we ask you to take part in an exercise on how individuals can reduce their CO2 emissions. In the exercise, you will be presented with a table that looks like this. In this table, you will be asked to choose which behaviours and living conditions you would like to change to meet a personalised CO2 emission target. |
| Intro text (DE) | Auf der folgenden Seite bitten wir Sie, an einer Aufgabe teilzunehmen, in der es darum geht, wie Individuen ihre CO2-Emissionen reduzieren können. In der Aufgabe werden Sie eine Tabelle vorfinden, die wie folgt aussieht. In dieser Tabelle werden Sie aufgefordert, die Verhaltensweisen und Lebensbedingungen auszuwählen, die Sie ändern möchten, um ein personalisiertes CO2-Emissionsziel zu erreichen. |
| Instruction | |
| Instruction (DE) | |
| Question text | This is an input variable to the interactive tool "Priority Evaluator" where respondents are asked to reduce their personal CO2-footprint by 30 per cent. |
| Question text (DE) | |
| Item text | JSON-Object describing the state of the tool BEFORE the respondent has started the exercise. |
| Item text (DE) | |
| <i>Missing Labels</i> | |
| -22 | not in panel |
| -33 | unit nonresponse |
| -44 | missing by m.o.p. |
| -55 | missing by technical error |
| -66 | missing by design |
| -77 | not reached |
| -88 | missing by filter |
| -97 | nonvalid answer in survey (e.g. ambiguous) |
| -99 | item nonresponse |

Note that all questions related to the Priority Evaluator were only shown to respondents in the two treatment groups (see [survey subgroups](#)). The PE could not be correctly initialized for all respondents in the treatment groups which is indicated by the error flag 'w3_forced_tempo30'.

Note that we provide an R script that facilitates the unpacking of the JSON objects PeStart and PeEnd.

The JSON object is structured as follows. It contains:

- some global settings used to initialize the graphical interface of the tool (enableDebug, language, locale, hiddenTextSelector)
- some numeric or categorical inputs from questions w3_q1 - w3_q25 (public transport & bike kilometrage, houseType, houseStandard, houseSize, heatingType, householdMembers)
 - tramKilometrageWeekly and busKilometrageWeekly were always set to zero because the survey did not ask for the specific kind of public transportation (everything was included to trainKilometrageWeekly)

- a subobject for each row of the Priority Evaluator with the following items:
 - selected (default: false): whether the respondent has checked this option
 - enabled (default: true): whether this option is checkable
 - visible: whether the option is displayed (depends on inputs of the respondents)
 - select (only for the options with a dropdown): the selected value in the dropdown
 - investment: the one-off costs associated with this option (costs are positive and revenues are negative)
 - annual: the annual costs associated with this option (costs are positive and revenues are negative)
 - other objects with information specific to this row (for example the value of the car for the option ‘sellCar’)
- a summary of all costs (sum) and emissions per category (initialHouse, initialDiet, initialMobility, actualHouse, actualDiet, actualMobility, actualCertificate, actual, notYetCompensated)
 - sum: investment is one-off costs, annual is annual costs (costs are positive and revenues are negative)
 - initial emissions: emissions per category BEFORE the respondents worked with the Priority Evaluator
 - actual emissions: emissions (per category) AFTER the respondents finished working with the Priority Evaluator (‘actual’ contains the total emissions)
 - actual emissions with certificate: emissions per sector where the compensated emissions were subtracted proportionally per category
 - target: the target the respondent was asked to meet (70% of initial emissions)
 - notYetCompensated: the emissions still remaining to reach the target (70% of initial emissions)

Output Data

This part includes data collected AFTER respondents have worked with the interactive javascript tool ‘Priority Evaluator’.

w3_pe_end_settings

| | |
|-----------------------|---|
| Variable name | w3_pe_end_settings |
| Variable label | PE End Settings |
| Dataset | smp_w3 |
| Item source | Swiss Mobility Panel Wave 3 |
| Question type | Meta |
| Intro text | On the following page we ask you to take part in an exercise on how individuals can reduce their CO2 emissions. In the exercise, you will be presented with a table that looks like this. In this table, you will be asked to choose which behaviours and living conditions you would like to change to meet a personalised CO2 emission target. |
| Intro text (DE) | Auf der folgenden Seite bitten wir Sie, an einer Aufgabe teilzunehmen, in der es darum geht, wie Individuen ihre CO2-Emissionen reduzieren können. In der Aufgabe werden Sie eine Tabelle vorfinden, die wie folgt aussieht. In dieser Tabelle werden Sie aufgefordert, die Verhaltensweisen und Lebensbedingungen auszuwählen, die Sie ändern möchten, um ein personalisiertes CO2-Emissionsziel zu erreichen. |
| Instruction | |
| Instruction (DE) | |
| Question text | This is an output variable of the interactive tool "Priority Evaluator" where respondents are asked to reduce their personal CO2-footprint by 30 per cent. |
| Question text (DE) | |
| Item text | JSON-Object describing the state of the tool AFTER the respondent has finished the exercise. |
| Item text (DE) | |
| <i>Missing Labels</i> | |
| -22 | not in panel |
| -33 | unit nonresponse |
| -44 | missing by m.o.p. |
| -55 | missing by technical error |
| -66 | missing by design |
| -77 | not reached |
| -88 | missing by filter |
| -97 | nonvalid answer in survey (e.g. ambiguous) |
| -99 | item nonresponse |

Note that all questions related to the Priority Evaluator were only shown to respondents in the two treatment groups (see [survey subgroups](#)). The PE could not be correctly initialized for all respondents in the treatment groups which is indicated by the error flag ‘w3_forced_tempo30’.

Note that we provide an R script that facilitates the unpacking of the JSON objects PeStart and PeEnd.

The JSON object is structured as follows. It contains:

- some global settings used to initialize the graphical interface of the tool (enableDebug, language, locale, hiddenTextSelector)

- some numeric or categorical inputs from questions w3_q1 - w3_q25 (public transport & bike kilometrage, houseType, houseStandard, houseSize, heatingType, householdMembers)
 - tramKilometrageWeekly and busKilometrageWeekly were always set to zero because the survey did not ask for the specific kind of public transportation (everything was included to trainKilometrageWeekly)
- a subobject for each row of the Priority Evaluator with the following items:
 - selected (default: false): whether the respondent has checked this option
 - enabled (default: true): whether this option is checkable
 - visible: whether the option is displayed (depends on inputs of the respondents)
 - select (only for the options with a dropdown): the selected value in the dropdown
 - investment: the one-off costs associated with this option (costs are positive and revenues are negative)
 - annual: the annual costs associated with this option (costs are positive and revenues are negative)
 - other objects with information specific to this row (for example the value of the car for the option ‘sellCar’)
- a summary of all costs (sum) and emissions per category (initialHouse, initialDiet, initialMobility, actualHouse, actualDiet, actualMobility, actualCertificate, actual, notYetCompensated)
 - sum: investment is one-off costs, annual is annual costs (costs are positive and revenues are negative)
 - initial emissions: emissions per category BEFORE the respondents worked with the Priority Evaluator
 - actual emissions: emissions (per category) AFTER the respondents finished working with the Priority Evaluator (‘actual’ contains the total emissions)
 - actual emissions with certificate: emissions per sector where the compensated emissions were subtracted proportionally per category
 - target: the target the respondent was asked to meet (70% of initial emissions)
 - notYetCompensated: the emissions still remaining to reach the target (70% of initial emissions)

Note that for some participants with correct initialization of the PE we could not register a valid output. This is indicated by the variable ‘w3_pe_no_end’ in the [meta data section of the PE](#).

w3_pe_target_reached

| | |
|--------------------------|---|
| Variable name | w3_pe_target_reached |
| Variable label | PE Target Reached |
| Dataset | smp_w3 |
| Item source | Swiss Mobility Panel Wave 3 |
| Question type | Meta |
| Intro text | On the following page we ask you to take part in an exercise on how individuals can reduce their CO2 emissions. In the exercise, you will be presented with a table that looks like this. In this table, you will be asked to choose which behaviours and living conditions you would like to change to meet a personalised CO2 emission target. |
| Intro text (DE) | Auf der folgenden Seite bitten wir Sie, an einer Aufgabe teilzunehmen, in der es darum geht, wie Individuen ihre CO2-Emissionen reduzieren können. In der Aufgabe werden Sie eine Tabelle vorfinden, die wie folgt aussieht. In dieser Tabelle werden Sie aufgefordert, die Verhaltensweisen und Lebensbedingungen auszuwählen, die Sie ändern möchten, um ein personalisiertes CO2-Emissionsziel zu erreichen. |
| Instruction | |
| Instruction (DE) | |
| Question text | This is an output variable of the interactive tool "Priority Evaluator" where respondents are asked to reduce their personal CO2-footprint by 30 per cent. |
| Question text (DE) | |
| Item text | Binary variable indicating whether the respondent has met the 30% reduction target. |
| Item text (DE) | |
| Value Labels | |
| 0 | Target not reached |
| 1 | Target reached |
| Value Labels (DE) | |
| 0 (DE) | Ziel nicht erreicht |
| 1 (DE) | Ziel erreicht |
| <i>Missing Labels</i> | |
| -22 | not in panel |
| -33 | unit nonresponse |
| -44 | missing by m.o.p. |
| -55 | missing by technical error |
| -66 | missing by design |
| -77 | not reached |
| -88 | missing by filter |
| -97 | nonvalid answer in survey (e.g. ambiguous) |
| -99 | item nonresponse |

Note that all questions related to the Priority Evaluator were only shown to respondents in the two treatment groups (see [survey subgroups](#)). The PE could not be correctly initialized for all respondents in the treatment groups which is indicated by the error flag 'w3_forced_tempo30'.

Note that for some participants with correct initialization of the PE we could not register a valid output. This is indicated by the variable 'w3_pe_no_end' in the [meta data section of the PE](#).

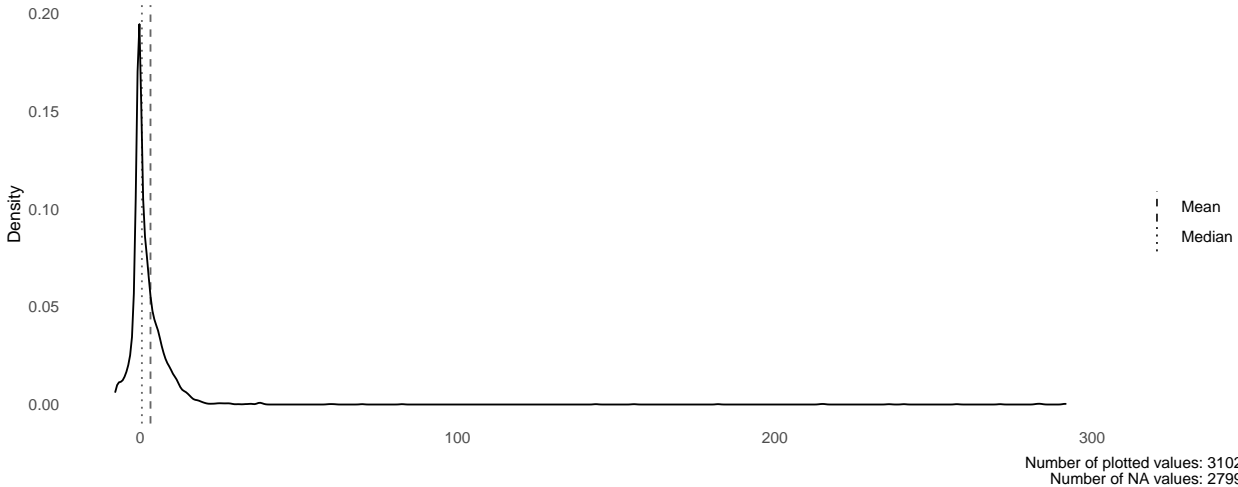


w3_pe_remaining_emissions

| | |
|-----------------------|---|
| Variable name | w3_pe_remaining_emissions |
| Variable label | PE Remaining Emissions |
| Dataset | smp_w3 |
| Item source | Swiss Mobility Panel Wave 3 |
| Question type | Meta |
| Intro text | On the following page we ask you to take part in an exercise on how individuals can reduce their CO2 emissions. In the exercise, you will be presented with a table that looks like this. In this table, you will be asked to choose which behaviours and living conditions you would like to change to meet a personalised CO2 emission target. |
| Intro text (DE) | Auf der folgenden Seite bitten wir Sie, an einer Aufgabe teilzunehmen, in der es darum geht, wie Individuen ihre CO2-Emissionen reduzieren können. In der Aufgabe werden Sie eine Tabelle vorfinden, die wie folgt aussieht. In dieser Tabelle werden Sie aufgefordert, die Verhaltensweisen und Lebensbedingungen auszuwählen, die Sie ändern möchten, um ein personalisiertes CO2-Emissionsziel zu erreichen. |
| Instruction | |
| Instruction (DE) | |
| Question text | This is an output variable of the interactive tool "Priority Evaluator" where respondents are asked to reduce their personal CO2-footprint by 30 per cent. |
| Question text (DE) | |
| Item text | The difference to the goal (70% of initial footprint) at the time of finishing the exercise. (in tons CO2-equivalents) |
| Item text (DE) | |
| <i>Missing Labels</i> | |
| -22 | not in panel |
| -33 | unit nonresponse |
| -44 | missing by m.o.p. |
| -55 | missing by technical error |
| -66 | missing by design |
| -77 | not reached |
| -88 | missing by filter |
| -97 | nonvalid answer in survey (e.g. ambiguous) |
| -99 | item nonresponse |

Note that all questions related to the Priority Evaluator were only shown to respondents in the two treatment groups (see [survey subgroups](#)). The PE could not be correctly initialized for all respondents in the treatment groups which is indicated by the error flag 'w3_forced_tempo30'.

Note that for some participants with correct initialization of the PE we could not register a valid output. This is indicated by the variable 'w3_pe_no_end' in the [meta data section of the PE](#).

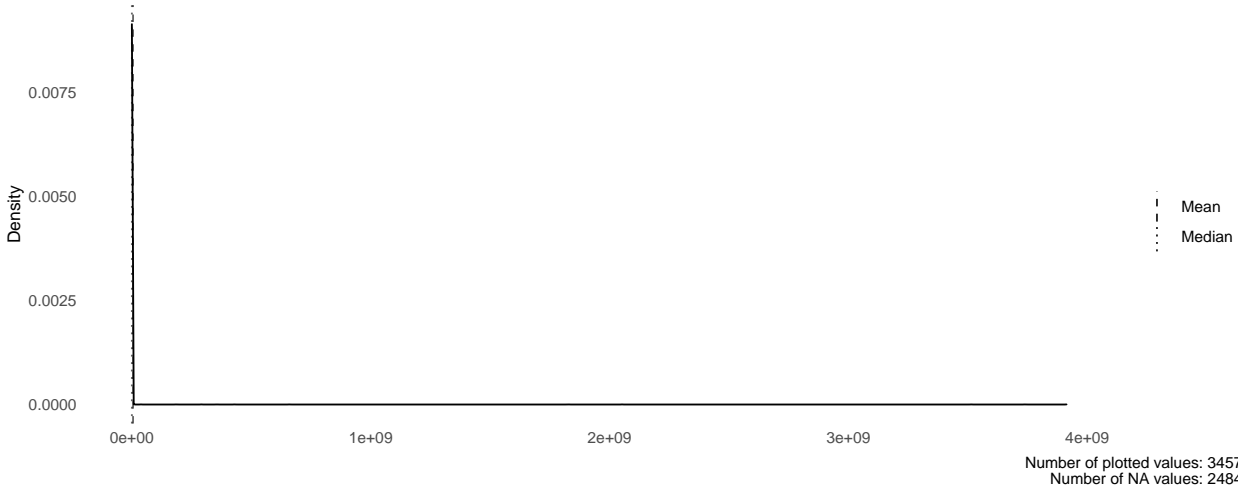


w3_pe_remaining_costs

| | |
|-----------------------|---|
| Variable name | w3_pe_remaining_costs |
| Variable label | PE Remaining Costs |
| Dataset | smp_w3 |
| Item source | Swiss Mobility Panel Wave 3 |
| Question type | Meta |
| Intro text | On the following page we ask you to take part in an exercise on how individuals can reduce their CO2 emissions. In the exercise, you will be presented with a table that looks like this. In this table, you will be asked to choose which behaviours and living conditions you would like to change to meet a personalised CO2 emission target. |
| Intro text (DE) | Auf der folgenden Seite bitten wir Sie, an einer Aufgabe teilzunehmen, in der es darum geht, wie Individuen ihre CO2-Emissionen reduzieren können. In der Aufgabe werden Sie eine Tabelle vorfinden, die wie folgt aussieht. In dieser Tabelle werden Sie aufgefordert, die Verhaltensweisen und Lebensbedingungen auszuwählen, die Sie ändern möchten, um ein personalisiertes CO2-Emissionsziel zu erreichen. |
| Instruction | |
| Instruction (DE) | |
| Question text | This is an output variable of the interactive tool "Priority Evaluator" where respondents are asked to reduce their personal CO2-footprint by 30 per cent. |
| Question text (DE) | |
| Item text | The computed cost of compensating the remaining emissions. (in CHF) |
| Item text (DE) | |
| <i>Missing Labels</i> | |
| -22 | not in panel |
| -33 | unit nonresponse |
| -44 | missing by m.o.p. |
| -55 | missing by technical error |
| -66 | missing by design |
| -77 | not reached |
| -88 | missing by filter |
| -97 | nonvalid answer in survey (e.g. ambiguous) |
| -99 | item nonresponse |

Note that all questions related to the Priority Evaluator were only shown to respondents in the two treatment groups (see [survey subgroups](#)). The PE could not be correctly initialized for all respondents in the treatment groups which is indicated by the error flag 'w3_forced_tempo30'.

Note that for some participants with correct initialization of the PE we could not register a valid output. This is indicated by the variable 'w3_pe_no_end' in the [meta data section of the PE](#).

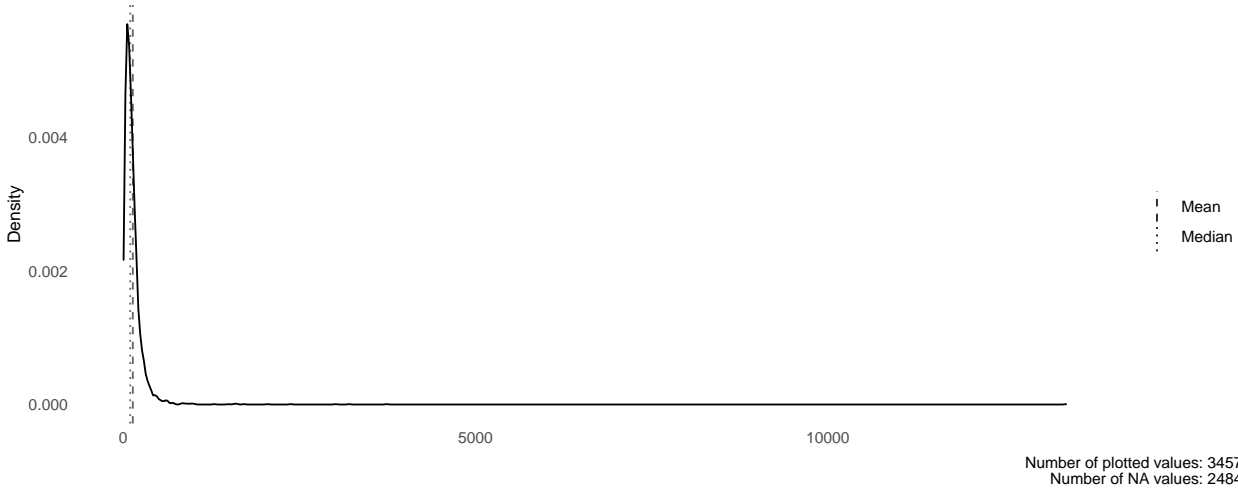


Meta Data (PE)

w3_pe_timer_submit

| | |
|-----------------------|---|
| Variable name | w3_pe_timer_submit |
| Variable label | Timer PE Page Submit |
| Dataset | smp_w3 |
| Item source | Swiss Mobility Panel Wave 3 |
| Question type | Meta |
| Intro text | On the following page we ask you to take part in an exercise on how individuals can reduce their CO2 emissions. In the exercise, you will be presented with a table that looks like this. In this table, you will be asked to choose which behaviours and living conditions you would like to change to meet a personalised CO2 emission target. |
| Intro text (DE) | Auf der folgenden Seite bitten wir Sie, an einer Aufgabe teilzunehmen, in der es darum geht, wie Individuen ihre CO2-Emissionen reduzieren können. In der Aufgabe werden Sie eine Tabelle vorfinden, die wie folgt aussieht. In dieser Tabelle werden Sie aufgefordert, die Verhaltensweisen und Lebensbedingungen auszuwählen, die Sie ändern möchten, um ein personalisiertes CO2-Emissionsziel zu erreichen. |
| Instruction | |
| Instruction (DE) | |
| Question text | |
| Question text (DE) | |
| Item text | The time it took the respondent to finish the Priority Evaluator exercise (in seconds). |
| Item text (DE) | Zeitdauer bis zum Beenden der Priority Evaluator Übung (in Sekunden). |
| <i>Missing Labels</i> | |
| -22 | not in panel |
| -33 | unit nonresponse |
| -44 | missing by m.o.p. |
| -55 | missing by technical error |
| -66 | missing by design |
| -77 | not reached |
| -88 | missing by filter |
| -97 | nonvalid answer in survey (e.g. ambiguous) |
| -99 | item nonresponse |

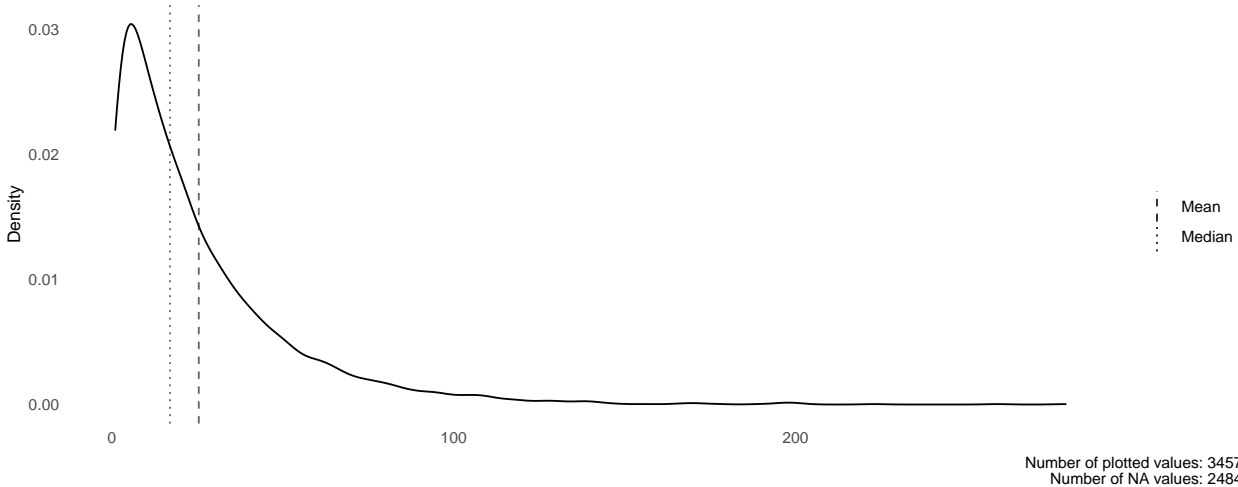
Note that all questions related to the Priority Evaluator were only shown to respondents in the two treatment groups (see [survey subgroups](#)). The PE could not be correctly initialized for all respondents in the treatment groups which is indicated by the error flag 'w3_forced_tempo30'.



w3_pe_click_count

| | |
|-----------------------|---|
| Variable name | w3_pe_click_count |
| Variable label | Timer PE Click Count |
| Dataset | smp_w3 |
| Item source | Swiss Mobility Panel Wave 3 |
| Question type | Meta |
| Intro text | On the following page we ask you to take part in an exercise on how individuals can reduce their CO2 emissions. In the exercise, you will be presented with a table that looks like this. In this table, you will be asked to choose which behaviours and living conditions you would like to change to meet a personalised CO2 emission target. |
| Intro text (DE) | Auf der folgenden Seite bitten wir Sie, an einer Aufgabe teilzunehmen, in der es darum geht, wie Individuen ihre CO2-Emissionen reduzieren können. In der Aufgabe werden Sie eine Tabelle vorfinden, die wie folgt aussieht. In dieser Tabelle werden Sie aufgefordert, die Verhaltensweisen und Lebensbedingungen auszuwählen, die Sie ändern möchten, um ein personalisiertes CO2-Emissionsziel zu erreichen. |
| Instruction | |
| Instruction (DE) | |
| Question text | |
| Question text (DE) | |
| Item text | Number of clicks made before finishing the Priority Evaluator exercise. |
| Item text (DE) | Anzahl Klicks bis zum Beenden der Priority Evaluator Übung. |
| <i>Missing Labels</i> | |
| -22 | not in panel |
| -33 | unit nonresponse |
| -44 | missing by m.o.p. |
| -55 | missing by technical error |
| -66 | missing by design |
| -77 | not reached |
| -88 | missing by filter |
| -97 | nonvalid answer in survey (e.g. ambiguous) |
| -99 | item nonresponse |


Note that all questions related to the Priority Evaluator were only shown to respondents in the two treatment groups (see [survey subgroups](#)). The PE could not be correctly initialized for all respondents in the treatment groups which is indicated by the error flag 'w3_forced_tempo30'.



w3_pe_no_end

| | |
|--------------------------|---|
| Variable name | w3_pe_no_end |
| Variable label | Missing PE End Calibration |
| Dataset | smp_w3 |
| Item source | Swiss Mobility Panel Wave 3 |
| Question type | Meta |
| Intro text | On the following page we ask you to take part in an exercise on how individuals can reduce their CO2 emissions. In the exercise, you will be presented with a table that looks like this. In this table, you will be asked to choose which behaviours and living conditions you would like to change to meet a personalised CO2 emission target. |
| Intro text (DE) | Auf der folgenden Seite bitten wir Sie, an einer Aufgabe teilzunehmen, in der es darum geht, wie Individuen ihre CO2-Emissionen reduzieren können. In der Aufgabe werden Sie eine Tabelle vorfinden, die wie folgt aussieht. In dieser Tabelle werden Sie aufgefordert, die Verhaltensweisen und Lebensbedingungen auszuwählen, die Sie ändern möchten, um ein personalisiertes CO2-Emissionsziel zu erreichen. |
| Instruction | |
| Instruction (DE) | |
| Question text | |
| Question text (DE) | |
| Item text | Error flag indicating a correct initialization of the PE but missing output data. |
| Item text (DE) | Fehlerkennzeichnung in Fällen korrekter Initialisierung des PE's doch mit fehlenden Output-Daten. |
| Value Labels | |
| 0 | PE result stored |
| 1 | PE result not stored |
| Value Labels (DE) | |
| 0 (DE) | PE-Resultat erfasst |
| 1 (DE) | PE-Resultat nicht erfasst |
| <i>Missing Labels</i> | |
| -22 | not in panel |
| -33 | unit nonresponse |
| -44 | missing by m.o.p. |
| -55 | missing by technical error |
| -66 | missing by design |
| -77 | not reached |
| -88 | missing by filter |
| -97 | nonvalid answer in survey (e.g. ambiguous) |
| -99 | item nonresponse |

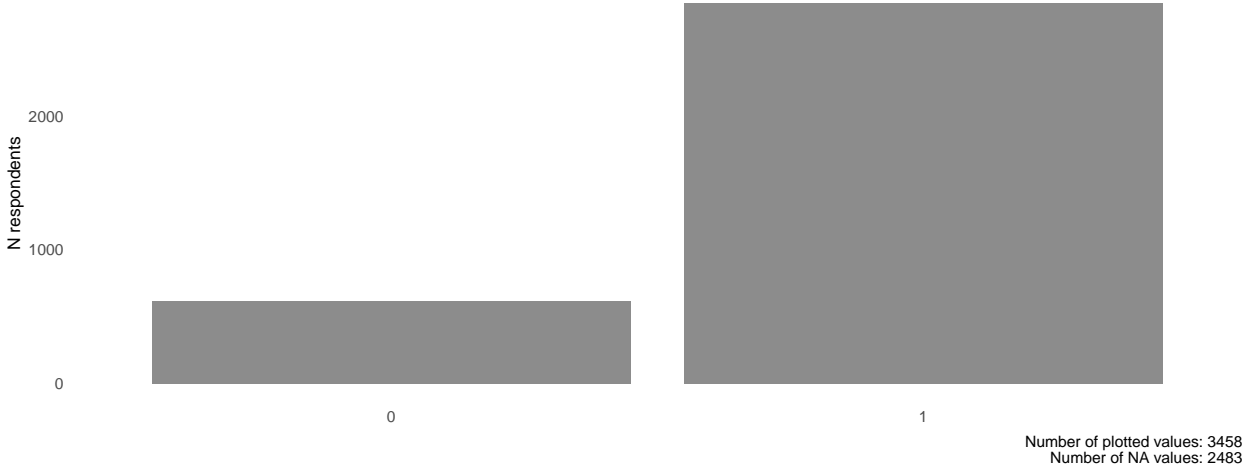
Note that all questions related to the Priority Evaluator were only shown to respondents in the two treatment groups (see [survey subgroups](#)). The PE could not be correctly initialized for all respondents in the treatment groups which is indicated by the error flag 'w3_forced_tempo30'.



w3_pe_change

| | |
|--------------------------|---|
| Variable name | w3_pe_change |
| Variable label | PE Emissions Changed |
| Dataset | smp_w3 |
| Item source | Swiss Mobility Panel Wave 3 |
| Question type | Meta |
| Intro text | On the following page we ask you to take part in an exercise on how individuals can reduce their CO2 emissions. In the exercise, you will be presented with a table that looks like this. In this table, you will be asked to choose which behaviours and living conditions you would like to change to meet a personalised CO2 emission target. |
| Intro text (DE) | Auf der folgenden Seite bitten wir Sie, an einer Aufgabe teilzunehmen, in der es darum geht, wie Individuen ihre CO2-Emissionen reduzieren können. In der Aufgabe werden Sie eine Tabelle vorfinden, die wie folgt aussieht. In dieser Tabelle werden Sie aufgefordert, die Verhaltensweisen und Lebensbedingungen auszuwählen, die Sie ändern möchten, um ein personalisiertes CO2-Emissionsziel zu erreichen. |
| Instruction | |
| Instruction (DE) | |
| Question text | |
| Question text (DE) | |
| Item text | Flag indicating whether the PE has been used to make changes to the personal carbon footprint. |
| Item text (DE) | Binäre Variable zur Erkennung von Teilnehmenden, die im PE keine Änderung mit Einfluss auf den Fussabdruck vorgenommen haben. |
| Value Labels | |
| 0 | No change to emissions |
| 1 | Emissions have changed |
| Value Labels (DE) | |
| 0 (DE) | Keine Änderung der Emissionen |
| 1 (DE) | Geänderte Emissionen |
| <i>Missing Labels</i> | |
| -22 | not in panel |
| -33 | unit nonresponse |
| -44 | missing by m.o.p. |
| -55 | missing by technical error |
| -66 | missing by design |
| -77 | not reached |
| -88 | missing by filter |
| -97 | nonvalid answer in survey (e.g. ambiguous) |
| -99 | item nonresponse |

Note that all questions related to the Priority Evaluator were only shown to respondents in the two treatment groups (see [survey subgroups](#)). The PE could not be correctly initialized for all respondents in the treatment groups which is indicated by the error flag 'w3_forced_tempo30'.



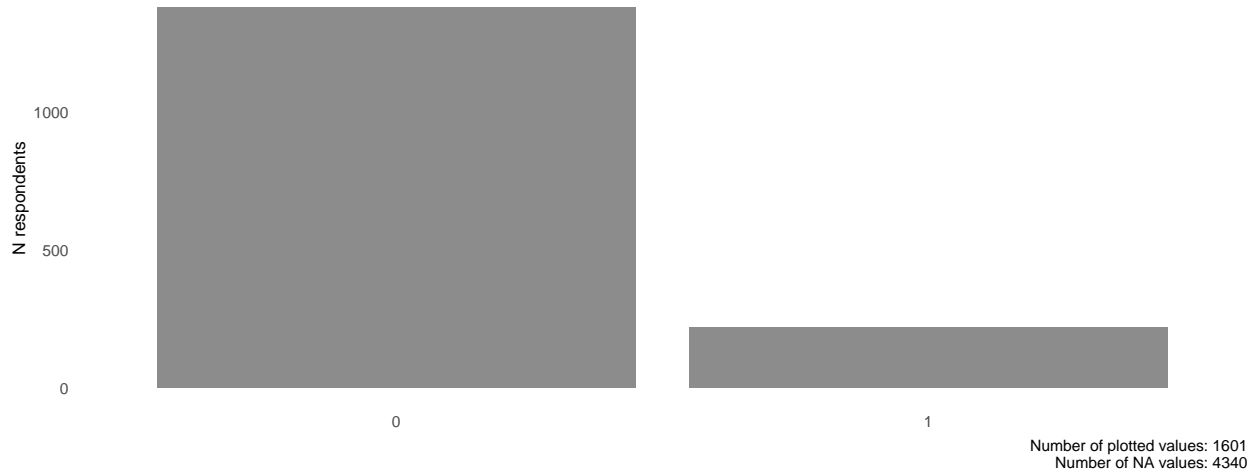
Question 59: Willingness to Compensate Remaining Emissions

w3_q59

| | |
|--------------------------|---|
| Variable name | w3_q59 |
| Variable label | Acceptance CO2 Offsetting |
| Dataset | smp_w3 |
| Item source | Swiss Mobility Panel Wave 3 |
| Question type | Single Choice |
| Intro text | On the following page we ask you to take part in an exercise on how individuals can reduce their CO2 emissions. In the exercise, you will be presented with a table that looks like this. In this table, you will be asked to choose which behaviours and living conditions you would like to change to meet a personalised CO2 emission target. |
| Intro text (DE) | Auf der folgenden Seite bitten wir Sie, an einer Aufgabe teilzunehmen, in der es darum geht, wie Individuen ihre CO2-Emissionen reduzieren können. In der Aufgabe werden Sie eine Tabelle vorfinden, die wie folgt aussieht. In dieser Tabelle werden Sie aufgefordert, die Verhaltensweisen und Lebensbedingungen auszuwählen, die Sie ändern möchten, um ein personalisiertes CO2-Emissionsziel zu erreichen. |
| Instruction | |
| Instruction (DE) | |
| Question text | You did not reach the target. Do you want to offset your remaining {w3_pe_remaining_emissions} tons of CO2 to meet your emissions reduction target by purchasing CO2 certificates for CHF {w3_pe_remaining_costs} in total per year? |
| Question text (DE) | Sie haben das Ziel nicht erreicht. Möchten Sie Ihre restlichen {w3_pe_remaining_emissions} Tonnen CO2 kompensieren, um Ihr Emissionsreduktionsziel zu erreichen, indem Sie CO2-Zertifikate für insgesamt {w3_pe_remaining_costs} CHF pro Jahr kaufen? |
| Item text | |
| Item text (DE) | |
| Value Labels | |
| 0 | No |
| 1 | Yes |
| Value Labels (DE) | |
| 0 (DE) | Nein |
| 1 (DE) | Ja |
| <i>Missing Labels</i> | |
| -22 | not in panel |
| -33 | unit nonresponse |
| -44 | missing by m.o.p. |
| -55 | missing by technical error |
| -66 | missing by design |
| -77 | not reached |
| -88 | missing by filter |
| -97 | nonvalid answer in survey (e.g. ambiguous) |
| -99 | item nonresponse |

Note that all questions related to the Priority Evaluator were only shown to respondents in the two treatment groups (see [survey subgroups](#)). The PE could not be correctly initialized for all respondents in the treatment groups which is indicated by the error flag 'w3_forced_tempo30'.

This question was only displayed to respondents who did not reach the 30% reduction target in the Priority Evaluator exercise (see variable 'w3_pe_target_reached'). Respondents already had the option to compensate within the Priority Evaluator tool.



GHG efficacy

Question 60: Cost of Behavioural Change

w3_q60

| | |
|--------------------|---|
| Variable name | w3_q60 |
| Variable label | PE Changes Cost Perception |
| Dataset | smp_w3 |
| Item source | Swiss Mobility Panel Wave 3 |
| Question type | Single Choice |
| Intro text | For the following questions, please think about the changes you made to your behaviours and living conditions in order to meet your carbon dioxide (CO ₂) emission reduction target in the previous exercise. |
| Intro text (DE) | Bitte denken Sie bei den folgenden Fragen an die Änderungen, die Sie in der vorherigen Aufgabe an Ihrem Verhalten und Ihren Lebensbedingungen vorgenommen haben, um Ihr Reduktionsziel bei den Kohlendioxidemissionen (CO ₂ -Emissionen) zu erreichen. |
| Instruction | |
| Instruction (DE) | |
| Question text | How costly do you think these changes to your behaviours and living conditions would be for you to make, where 0 is not at all expensive and 10 is extremely expensive? |
| Question text (DE) | Was glauben Sie, wie kostspielig es für Sie wäre, diese Änderungen an Ihrem Verhalten und Ihren Lebensbedingungen vorzunehmen, wobei 0 überhaupt nicht teuer und 10 sehr teuer ist? |
| Item text | |
| Item text (DE) | |

Value Labels

| | |
|----|------------------------|
| 0 | Not at all expensive 0 |
| 1 | 1 |
| 2 | 2 |
| 3 | 3 |
| 4 | 4 |
| 5 | 5 |
| 6 | 6 |
| 7 | 7 |
| 8 | 8 |
| 9 | 9 |
| 10 | Extremely expensive 10 |
| 99 | Don't know |

Value Labels (DE)

| | |
|--------|-------------------------|
| 0 (DE) | Überhaupt nicht teuer 0 |
| 1 (DE) | 1 |
| 2 (DE) | 2 |
| 3 (DE) | 3 |
| 4 (DE) | 4 |
| 5 (DE) | 5 |
| 6 (DE) | 6 |
| 7 (DE) | 7 |

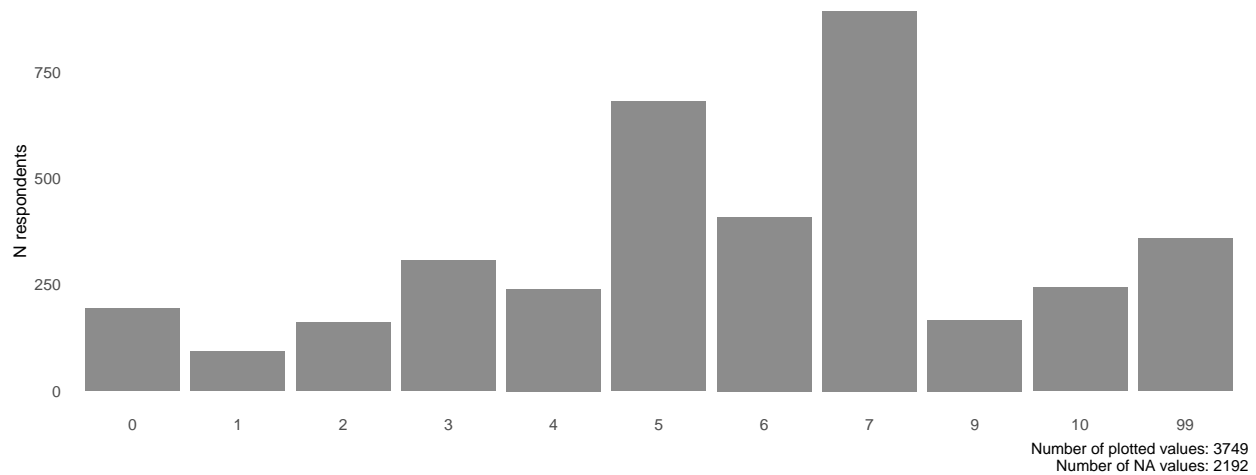
| | |
|---------|-----------------|
| 8 (DE) | 8 |
| 9 (DE) | 9 |
| 10 (DE) | Extrem teuer 10 |
| 99 (DE) | Weiss nicht |

Missing Labels

| | |
|-----|--|
| -22 | not in panel |
| -33 | unit nonresponse |
| -44 | missing by m.o.p. |
| -55 | missing by technical error |
| -66 | missing by design |
| -77 | not reached |
| -88 | missing by filter |
| -97 | nonvalid answer in survey (e.g. ambiguous) |
| -99 | item nonresponse |

Questions of this block were only shown to respondents in the two treatment groups (see [survey subgroups](#)) right after they finished the ‘[Priority Evaluator](#)’ exercise.

For this question, answers with ‘8’ were recoded as ‘7’. This was due to a recoding error in the technical setup of the survey.



Question 61: Difficulty of Behavioural Change

w3_q61

| | |
|--------------------|---|
| Variable name | w3_q61 |
| Variable label | PE Changes Difficulty Perception |
| Dataset | smp_w3 |
| Item source | Swiss Mobility Panel Wave 3 |
| Question type | Single Choice |
| Intro text | For the following questions, please think about the changes you made to your behaviours and living conditions in order to meet your carbon dioxide (CO ₂) emission reduction target in the previous exercise. |
| Intro text (DE) | Bitte denken Sie bei den folgenden Fragen an die Änderungen, die Sie in der vorherigen Aufgabe an Ihrem Verhalten und Ihren Lebensbedingungen vorgenommen haben, um Ihr Reduktionsziel bei den Kohlendioxidemissionen (CO ₂ -Emissionen) zu erreichen. |
| Instruction | |
| Instruction (DE) | |
| Question text | How difficult do you think these changes to your behaviours and living conditions would be for you to make, where 0 is not at all difficult and 10 is extremely difficult? |
| Question text (DE) | Was glauben Sie, wie schwierig es für Sie wäre, diese Änderungen an Ihrem Verhalten und Ihren Lebensbedingungen vorzunehmen, wobei 0 überhaupt nicht schwierig und 10 sehr schwierig ist? |
| Item text | |
| Item text (DE) | |

Value Labels

| | |
|----|------------------------|
| 0 | Not at all difficult 0 |
| 1 | 1 |
| 2 | 2 |
| 3 | 3 |
| 4 | 4 |
| 5 | 5 |
| 6 | 6 |
| 7 | 7 |
| 8 | 8 |
| 9 | 9 |
| 10 | Extremely difficult 10 |
| 99 | Don't know |

Value Labels (DE)

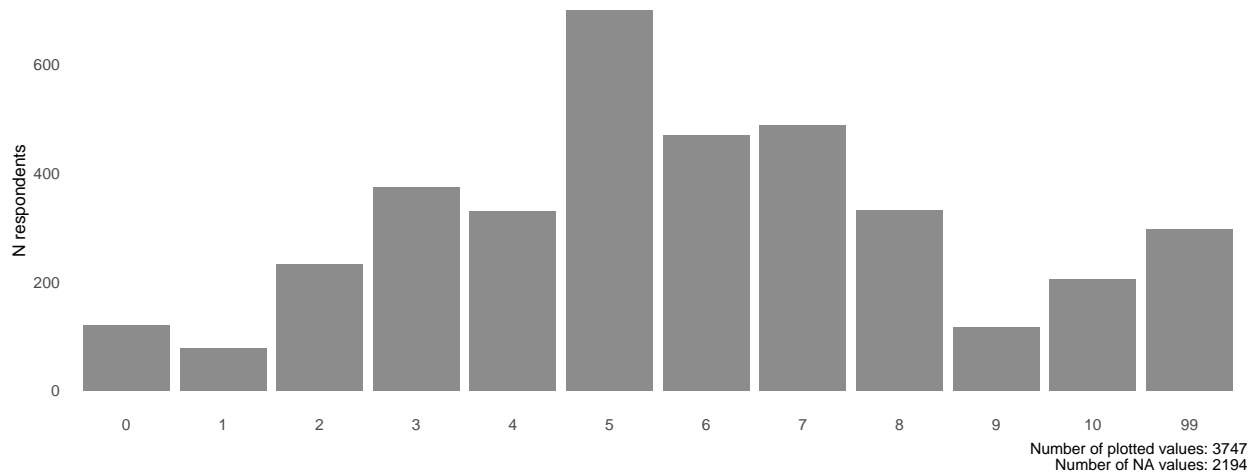
| | |
|--------|-----------------------------|
| 0 (DE) | Überhaupt nicht schwierig 0 |
| 1 (DE) | 1 |
| 2 (DE) | 2 |
| 3 (DE) | 3 |
| 4 (DE) | 4 |
| 5 (DE) | 5 |
| 6 (DE) | 6 |
| 7 (DE) | 7 |
| 8 (DE) | 8 |
| 9 (DE) | 9 |

| | |
|---------|-------------------|
| 10 (DE) | Sehr schwierig 10 |
| 99 (DE) | Weiss nicht |

Missing Labels

| | |
|-----|--|
| -22 | not in panel |
| -33 | unit nonresponse |
| -44 | missing by m.o.p. |
| -55 | missing by technical error |
| -66 | missing by design |
| -77 | not reached |
| -88 | missing by filter |
| -97 | nonvalid answer in survey (e.g. ambiguous) |
| -99 | item nonresponse |

Questions of this block were only shown to respondents in the two treatment groups (see [survey subgroups](#)) right after they finished the 'Priority Evaluator' exercise.



Question 62: Ability to Reduce CO2-Emissions

w3_q62

| | |
|--------------------|---|
| Variable name | w3_q62 |
| Variable label | CO2 Self-Efficacy (Post-PE) |
| Dataset | smp_w3 |
| Item source | Swiss Mobility Panel Wave 3 |
| Question type | Single Choice |
| Intro text | Still thinking about the changes you made to your behaviours and living conditions in order to meet the carbon dioxide (CO ₂) emission reduction target in the previous exercise, please state how confident you are in each of the following statements, where 0 is not at all confident and 10 is completely confident: |
| Intro text (DE) | Denken Sie immer noch an die Änderungen, die Sie in der vorherigen Aufgabe an Ihrem Verhalten und Ihren Lebensbedingungen vorgenommen haben, um Ihr Reduktionsziel bei den Kohlendioxidemissionen (CO ₂ -Emissionen) zu erreichen, und geben Sie bitte an, wie zuversichtlich Sie bei jeder dieser Aussagen sind, wobei 0 bedeutet, dass Sie überhaupt nicht zuversichtlich sind, und 10, dass Sie vollkommen zuversichtlich sind. |
| Instruction | |
| Instruction (DE) | |
| Question text | I could reduce my own carbon dioxide (CO ₂) emissions. |
| Question text (DE) | Ich könnte meine eigenen Kohlendioxidemissionen (CO ₂ -Emissionen) reduzieren. |
| Item text | |
| Item text (DE) | |

Value Labels

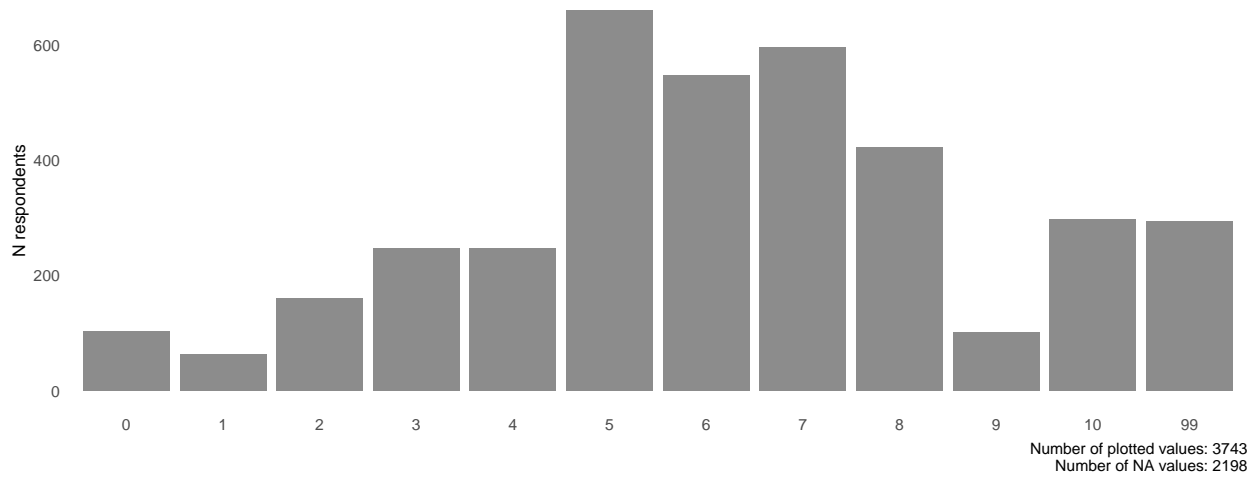
| | |
|----|-------------------------|
| 0 | Not at all confident 0 |
| 1 | 1 |
| 2 | 2 |
| 3 | 3 |
| 4 | 4 |
| 5 | 5 |
| 6 | 6 |
| 7 | 7 |
| 8 | 8 |
| 9 | 9 |
| 10 | Completely confident 10 |
| 99 | Don't know |

Value Labels (DE)

| | |
|---------|----------------------------------|
| 0 (DE) | Überhaupt nicht zuversichtlich 0 |
| 1 (DE) | 1 |
| 2 (DE) | 2 |
| 3 (DE) | 3 |
| 4 (DE) | 4 |
| 5 (DE) | 5 |
| 6 (DE) | 6 |
| 7 (DE) | 7 |
| 8 (DE) | 8 |
| 9 (DE) | 9 |
| 10 (DE) | Vollkommen zuversichtlich 10 |

| | |
|-----------------------|--|
| 99 (DE) | Weiss nicht |
| <i>Missing Labels</i> | |
| -22 | not in panel |
| -33 | unit nonresponse |
| -44 | missing by m.o.p. |
| -55 | missing by technical error |
| -66 | missing by design |
| -77 | not reached |
| -88 | missing by filter |
| -97 | nonvalid answer in survey (e.g. ambiguous) |
| -99 | item nonresponse |

Questions of this block were only shown to respondents in the two treatment groups (see [survey subgroups](#)) right after they finished the 'Priority Evaluator' exercise.



Question 63: Impact of Personal CO₂-Emission Reduction

w3_q63

| | |
|--------------------|---|
| Variable name | w3_q63 |
| Variable label | CO ₂ Personal Outcome Expectancy (Post-PE) |
| Dataset | smp_w3 |
| Item source | Swiss Mobility Panel Wave 3 |
| Question type | Single Choice |
| Intro text | Still thinking about the changes you made to your behaviours and living conditions in order to meet the carbon dioxide (CO ₂) emission reduction target in the previous exercise, please state how confident you are in each of the following statements, where 0 is not at all confident and 10 is completely confident: |
| Intro text (DE) | Denken Sie immer noch an die Änderungen, die Sie in der vorherigen Aufgabe an Ihrem Verhalten und Ihren Lebensbedingungen vorgenommen haben, um Ihr Reduktionsziel bei den Kohlendioxidemissionen (CO ₂ -Emissionen) zu erreichen, und geben Sie bitte an, wie zuversichtlich Sie bei jeder dieser Aussagen sind, wobei 0 bedeutet, dass Sie überhaupt nicht zuversichtlich sind, und 10, dass Sie vollkommen zuversichtlich sind. |
| Instruction | |
| Instruction (DE) | |
| Question text | Reducing my own carbon dioxide (CO ₂) emissions will help limit climate change. |
| Question text (DE) | Die Verringerung meiner eigenen Kohlendioxidemissionen (CO ₂ -Emissionen) wird zur Begrenzung des Klimawandels beitragen. |
| Item text | |
| Item text (DE) | |

Value Labels

| | |
|----|-------------------------|
| 0 | Not at all confident 0 |
| 1 | 1 |
| 2 | 2 |
| 3 | 3 |
| 4 | 4 |
| 5 | 5 |
| 6 | 6 |
| 7 | 7 |
| 8 | 8 |
| 9 | 9 |
| 10 | Completely confident 10 |
| 99 | Don't know |

Value Labels (DE)

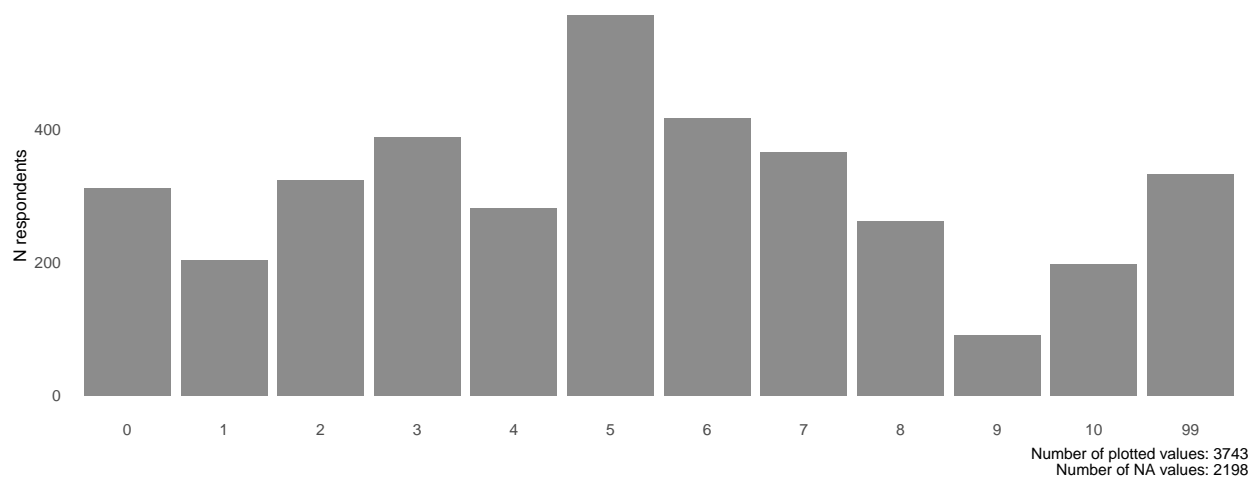
| | |
|--------|----------------------------------|
| 0 (DE) | Überhaupt nicht zuversichtlich 0 |
| 1 (DE) | 1 |
| 2 (DE) | 2 |
| 3 (DE) | 3 |
| 4 (DE) | 4 |
| 5 (DE) | 5 |
| 6 (DE) | 6 |
| 7 (DE) | 7 |
| 8 (DE) | 8 |
| 9 (DE) | 9 |

| | |
|---------|------------------------------|
| 10 (DE) | Vollkommen zuversichtlich 10 |
| 99 (DE) | Weiss nicht |

Missing Labels

| | |
|-----|--|
| -22 | not in panel |
| -33 | unit nonresponse |
| -44 | missing by m.o.p. |
| -55 | missing by technical error |
| -66 | missing by design |
| -77 | not reached |
| -88 | missing by filter |
| -97 | nonvalid answer in survey (e.g. ambiguous) |
| -99 | item nonresponse |

Questions of this block were only shown to respondents in the two treatment groups (see [survey subgroups](#)) right after they finished the 'Priority Evaluator' exercise.



Question 64: Confidence about Swiss Policies Towards Climate Change

w3_q64

| | |
|--------------------|---|
| Variable name | w3_q64 |
| Variable label | CO2 Institutional Efficacy CH (Post-PE) |
| Dataset | smp_w3 |
| Item source | Swiss Mobility Panel Wave 3 |
| Question type | Single Choice |
| Intro text | Now, the following two statements are about new policies and regulations that the Swiss Government could institute with the aim of reducing carbon dioxide (CO ₂) emissions. Please state how confident you are in each of the following statements, where 0 is not at all confident and 10 is completely confident. |
| Intro text (DE) | Die folgenden beiden Aussagen beziehen sich auf neue politische Massnahmen und Vorschriften, die die Schweizer Regierung einführen könnte, um den die Emissionen von Kohlendioxid (CO ₂) zu verringern. Bitte geben Sie an, wie zuversichtlich Sie bei jeder dieser Aussagen sind, wobei 0 bedeutet, dass Sie überhaupt nicht zuversichtlich sind, und 10, dass Sie vollkommen zuversichtlich sind. |
| Instruction | |
| Instruction (DE) | |
| Question text | The Swiss Government will institute new policies and regulations aimed at reducing carbon dioxide (CO ₂) emissions. |
| Question text (DE) | Die Schweizer Regierung wird neue politische Massnahmen und Vorschriften einführen, um Emissionen von Kohlendioxid (CO ₂) zu verringern. |
| Item text | |
| Item text (DE) | |

Value Labels

| | |
|----|-------------------------|
| 0 | Not at all confident 0 |
| 1 | 1 |
| 2 | 2 |
| 3 | 3 |
| 4 | 4 |
| 5 | 5 |
| 6 | 6 |
| 7 | 7 |
| 8 | 8 |
| 9 | 9 |
| 10 | Completely confident 10 |
| 99 | Don't know |

Value Labels (DE)

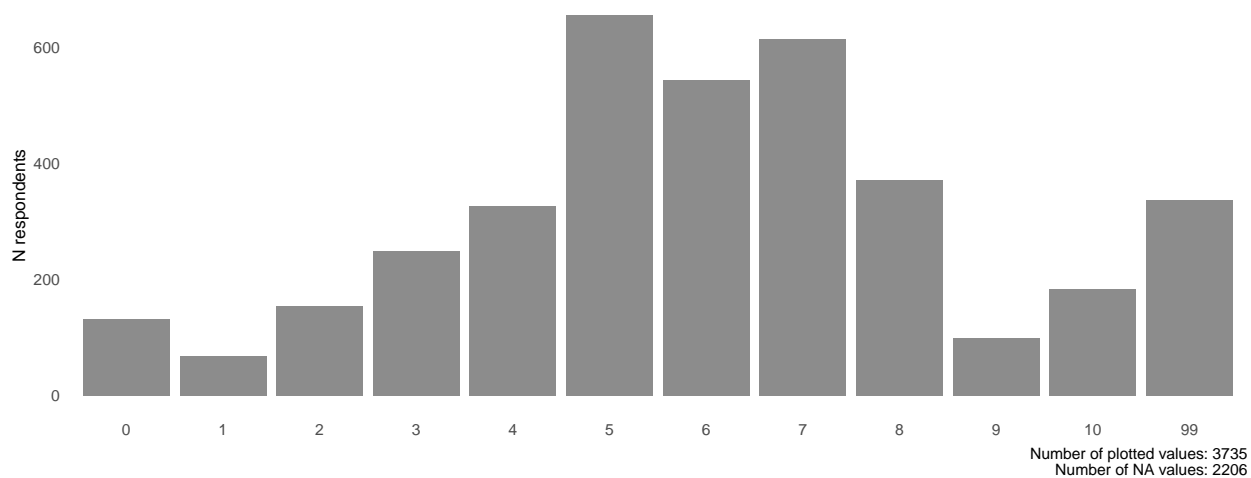
| | |
|--------|----------------------------------|
| 0 (DE) | Überhaupt nicht zuversichtlich 0 |
| 1 (DE) | 1 |
| 2 (DE) | 2 |
| 3 (DE) | 3 |
| 4 (DE) | 4 |
| 5 (DE) | 5 |
| 6 (DE) | 6 |
| 7 (DE) | 7 |
| 8 (DE) | 8 |

| | |
|---------|------------------------------|
| 9 (DE) | 9 |
| 10 (DE) | Vollkommen zuversichtlich 10 |
| 99 (DE) | Weiss nicht |

Missing Labels

| | |
|-----|--|
| -22 | not in panel |
| -33 | unit nonresponse |
| -44 | missing by m.o.p. |
| -55 | missing by technical error |
| -66 | missing by design |
| -77 | not reached |
| -88 | missing by filter |
| -97 | nonvalid answer in survey (e.g. ambiguous) |
| -99 | item nonresponse |

Questions of this block were only shown to respondents in the two treatment groups (see [survey subgroups](#)) right after they finished the ‘Priority Evaluator’ exercise.



Question 65: Impact about Swiss Policies Towards Climate Change

w3_q65

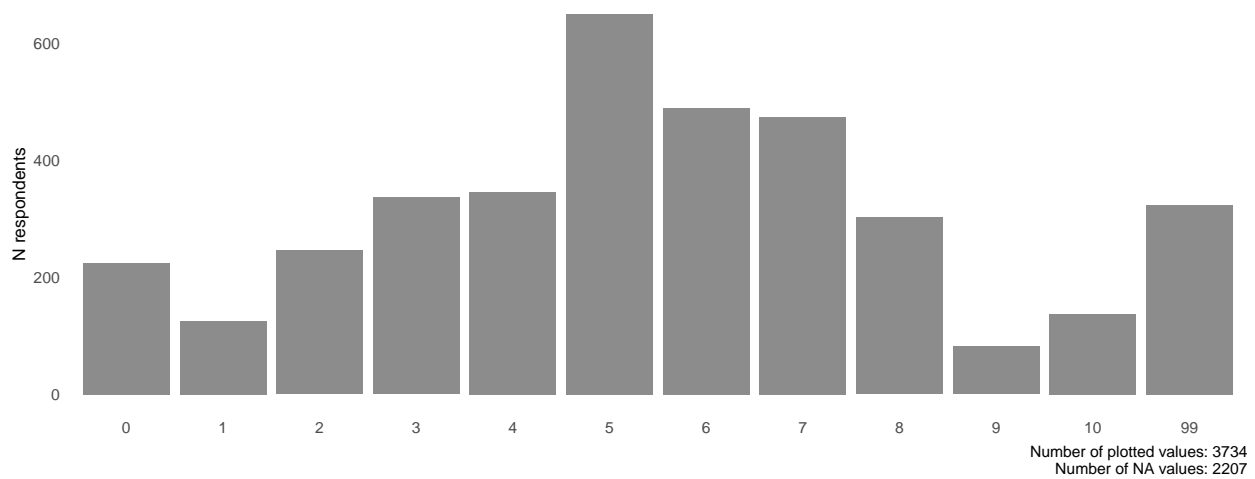
| | |
|--------------------------|---|
| Variable name | w3_q65 |
| Variable label | CO2 Institutional Outcome Expectancy CH (Post-PE) |
| Dataset | smp_w3 |
| Item source | Swiss Mobility Panel Wave 3 |
| Question type | Single Choice |
| Intro text | Now, the following two statements are about new policies and regulations that the Swiss Government could institute with the aim of reducing carbon dioxide (CO ₂) emissions. Please state how confident you are in each of the following statements, where 0 is not at all confident and 10 is completely confident. |
| Intro text (DE) | Die folgenden beiden Aussagen beziehen sich auf neue politische Massnahmen und Vorschriften, die die Schweizer Regierung einführen könnte, um den die Emissionen von Kohlendioxid (CO ₂) zu verringern. Bitte geben Sie an, wie zuversichtlich Sie bei jeder dieser Aussagen sind, wobei 0 bedeutet, dass Sie überhaupt nicht zuversichtlich sind, und 10, dass Sie vollkommen zuversichtlich sind. |
| Instruction | |
| Instruction (DE) | |
| Question text | Now imagine that the Swiss Government does institute new policies and regulations aimed at reducing carbon dioxide (CO ₂) emissions: How confident are you that these policies and regulations will help limit climate change? |
| Question text (DE) | Stellen Sie sich nun vor, dass die Schweizer Regierung neue politische Massnahmen und Vorschriften einführt, um die Emissionen von Kohlendioxid (CO ₂) zu verringern: Wie zuversichtlich sind Sie, dass diese politischen Massnahmen und Vorschriften zur Begrenzung des Klimawandels beitragen? |
| Item text | |
| Item text (DE) | |
| Value Labels | |
| 0 | Not at all confident 0 |
| 1 | 1 |
| 2 | 2 |
| 3 | 3 |
| 4 | 4 |
| 5 | 5 |
| 6 | 6 |
| 7 | 7 |
| 8 | 8 |
| 9 | 9 |
| 10 | Completely confident 10 |
| 99 | Don't know |
| Value Labels (DE) | |
| 0 (DE) | Überhaupt nicht zuversichtlich 0 |
| 1 (DE) | 1 |
| 2 (DE) | 2 |
| 3 (DE) | 3 |
| 4 (DE) | 4 |
| 5 (DE) | 5 |

| | |
|---------|------------------------------|
| 6 (DE) | 6 |
| 7 (DE) | 7 |
| 8 (DE) | 8 |
| 9 (DE) | 9 |
| 10 (DE) | Vollkommen zuversichtlich 10 |
| 99 (DE) | Weiss nicht |

Missing Labels

| | |
|-----|--|
| -22 | not in panel |
| -33 | unit nonresponse |
| -44 | missing by m.o.p. |
| -55 | missing by technical error |
| -66 | missing by design |
| -77 | not reached |
| -88 | missing by filter |
| -97 | nonvalid answer in survey (e.g. ambiguous) |
| -99 | item nonresponse |

Questions of this block were only shown to respondents in the two treatment groups (see [survey subgroups](#)) right after they finished the 'Priority Evaluator' exercise.



Question 66: Rating of Priority Evaluator Exercise

w3_q66

| | |
|--------------------|---|
| Variable name | w3_q66 |
| Variable label | PE Rating |
| Dataset | smp_w3 |
| Item source | Swiss Mobility Panel Wave 3 |
| Question type | Single Choice |
| Intro text | |
| Intro text (DE) | |
| Instruction | |
| Instruction (DE) | |
| Question text | In general, how would you rate the CO2 emission reduction target exercise, where 0 is lowest and 10 is highest? |
| Question text (DE) | Wie würden Sie die Aufgabe mit dem CO2-Emissionsreduktionsziel im Allgemeinen bewerten, wobei 0 der niedrigste und 10 der höchste Wert ist? |
| Item text | |
| Item text (DE) | |

Value Labels

| | |
|----|------------|
| 0 | 0 |
| 1 | 1 |
| 2 | 2 |
| 3 | 3 |
| 4 | 4 |
| 5 | 5 |
| 6 | 6 |
| 7 | 7 |
| 8 | 8 |
| 9 | 9 |
| 10 | 10 |
| 99 | Don't know |

Value Labels (DE)

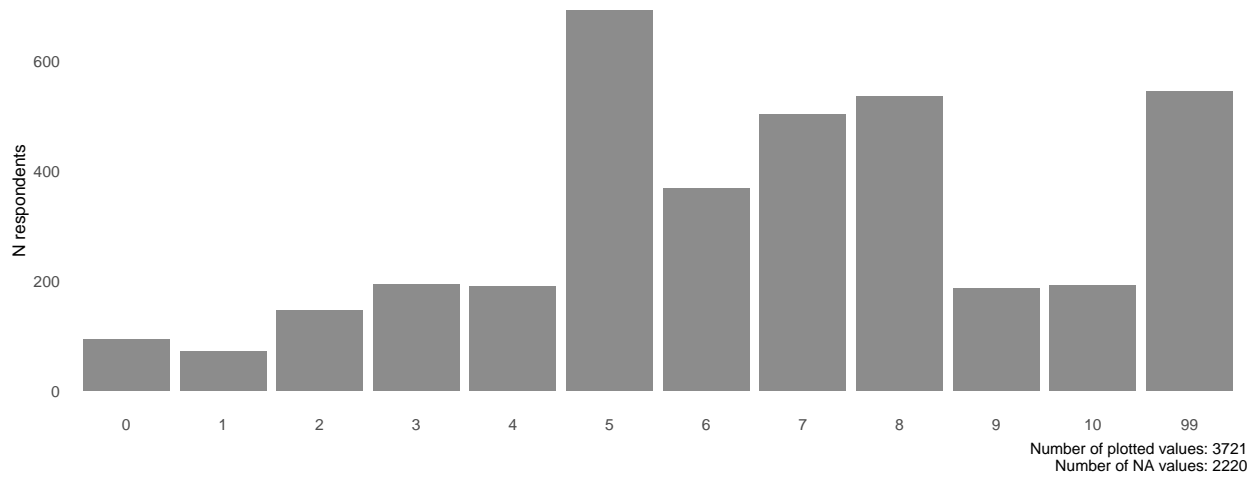
| | |
|---------|-------------|
| 0 (DE) | 0 |
| 1 (DE) | 1 |
| 2 (DE) | 2 |
| 3 (DE) | 3 |
| 4 (DE) | 4 |
| 5 (DE) | 5 |
| 6 (DE) | 6 |
| 7 (DE) | 7 |
| 8 (DE) | 8 |
| 9 (DE) | 9 |
| 10 (DE) | 10 |
| 99 (DE) | Weiss nicht |

Missing Labels

| | |
|-----|-------------------|
| -22 | not in panel |
| -33 | unit nonresponse |
| -44 | missing by m.o.p. |

| | |
|-----|--|
| -55 | missing by technical error |
| -66 | missing by design |
| -77 | not reached |
| -88 | missing by filter |
| -97 | nonvalid answer in survey (e.g. ambiguous) |
| -99 | item nonresponse |

Questions of this block were only shown to respondents in the two treatment groups (see [survey subgroups](#)) right after they finished the 'Priority Evaluator' exercise.



Treatment Variables

Survey Subgroups

The following table shows the survey flow for each of the three survey subgroups. The assignment to the survey group is indicated by the variable 'w3_split'.

| <i>Split A (1/3)</i> | <i>Split B (1/3)</i> | <i>Split C (1/3)</i> |
|--|------------------------|------------------------|
| Control arm | Treatment arms | |
| Carbon Budget | | |
| Noise exposure (F8-F11) | | |
| Risk perception, perceived individual/group efficacy | | |
| <i>none</i> | Priority evaluator | Policy evaluation |
| | Perceived GHG efficacy | Priority evaluator |
| Policy evaluation | Policy evaluation | Perceived GHG efficacy |
| SVO | | |
| Tempo 30 | <i>none</i> | |

Survey Flow


w3_split

| | |
|--------------------------|--|
| Variable name | w3_split |
| Variable label | Survey Split |
| Dataset | smp_w3 |
| Item source | Swiss Mobility Panel Wave 3 |
| Question type | Treatment |
| Intro text | Defines three groups within the survey (one control, two treatment) which did get different elements in different order. Only the two treatment groups had to solve the Priority Evaluator exercise. |
| Intro text (DE) | Definiert drei Fokusgruppen (eine Kontrollgruppe, zwei Testgruppen) innerhalb der Umfrage mit unterschiedlichen Elementen in unterschiedlicher Reihenfolge. Nur die beiden Testgruppen konnten die Priority Evaluator lösen. |
| Instruction | |
| Instruction (DE) | |
| Question text | See image above for the exact order of question blocks |
| Question text (DE) | Siehe Tabelle für die exakte Abfolge von Frageblöcken je Gruppe. |
| Item text | |
| Item text (DE) | |
| Value Labels | |
| 1 | Control arm (split 1) |
| 2 | Treatment arm 1 (split 2) |
| 3 | Treatment arm 2 (split 3) |
| Value Labels (DE) | |
| 1 (DE) | Kontrollgruppe (Split 1) |

| | |
|--------|------------------------|
| 2 (DE) | Testgruppe 1 (Split 2) |
| 3 (DE) | Testgruppe 2 (Split 3) |

Missing Labels

| | |
|-----|--|
| -22 | not in panel |
| -33 | unit nonresponse |
| -44 | missing by m.o.p. |
| -55 | missing by technical error |
| -66 | missing by design |
| -77 | not reached |
| -88 | missing by filter |
| -97 | nonvalid answer in survey (e.g. ambiguous) |
| -99 | item nonresponse |



Number of plotted values: 5941
 Number of NA values: 0

Tempo 30 Treatment

w3_treat_tempo30

| | |
|--------------------|--|
| Variable name | w3_treat_tempo30 |
| Variable label | Tempo 30 Treatment |
| Dataset | smp_w3 |
| Item source | Swiss Mobility Panel Wave 3 |
| Question type | Treatment |
| Intro text | Among the respondents that answered to the Tempo 30 questions, defines two subgroups with a different scope of the speed limit 30. |
| Intro text (DE) | Unter den Teilnehmenden, welche die Tempo 30 Fragen beantwortet haben, definiert diese Variable zwei Gruppen, bei denen sich die Fragen im Umfang der Geschwindigkeitsbeschränkung Tempo 30 unterscheiden. |
| Instruction | |
| Instruction (DE) | |
| Question text | |
| Question text (DE) | |
| Item text | |
| Item text (DE) | |

Value Labels

| | |
|---|-----------------------------|
| 1 | All Roads Treatment |
| 2 | Residential Roads Treatment |

Value Labels (DE)

| | |
|--------|--------------------------|
| 1 (DE) | Umfang: Alle Strassen |
| 2 (DE) | Umfang: Quartierstrassen |

Missing Labels

| | |
|-----|--|
| -22 | not in panel |
| -33 | unit nonresponse |
| -44 | missing by m.o.p. |
| -55 | missing by technical error |
| -66 | missing by design |
| -77 | not reached |
| -88 | missing by filter |
| -97 | nonvalid answer in survey (e.g. ambiguous) |
| -99 | item nonresponse |



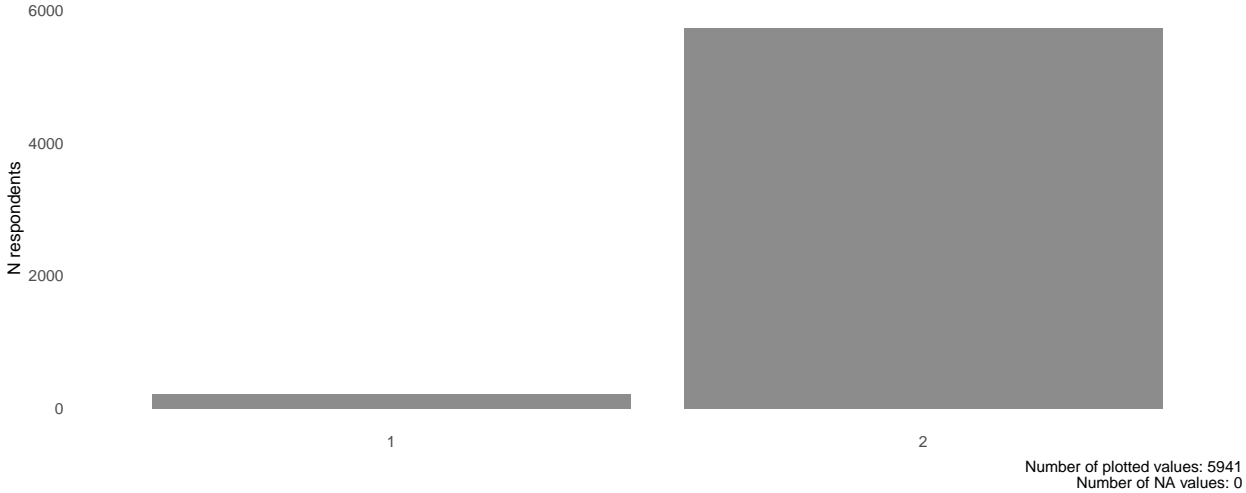
Metadata

Survey Version

w3_survey_version

| | |
|--------------------------|--|
| Variable name | w3_survey_version |
| Variable label | Survey Version |
| Dataset | smp_w3 |
| Item source | Swiss Mobility Panel Wave 3 |
| Question type | Meta |
| Intro text | Indicates the version of the survey the respondent completed (small differences in the survey flow). |
| Intro text (DE) | Markiert die Version der ausgefüllte Umfrage (kleine Unterschiede im Ablauf der Frageblöcke) |
| Instruction | |
| Instruction (DE) | |
| Question text | |
| Question text (DE) | |
| Item text | |
| Item text (DE) | |
| Value Labels | |
| 1 | Survey until 2022-05-05 09:24:00 |
| 2 | Survey after 2022-05-05 09:24:00 |
| Value Labels (DE) | |
| 1 (DE) | Umfrage bis 2022-05-05 09:24:00 |
| 2 (DE) | Umfrage nach 2022-05-05 09:24:00 |
| <i>Missing Labels</i> | |
| -22 | not in panel |
| -33 | unit nonresponse |
| -44 | missing by m.o.p. |
| -55 | missing by technical error |
| -66 | missing by design |
| -77 | not reached |
| -88 | missing by filter |
| -97 | nonvalid answer in survey (e.g. ambiguous) |
| -99 | item nonresponse |

For respondents with survey version 1, the javascript test in [Question 58](#) was taken as a filter to determine whether the [Priority Evaluator](#) should be displayed. For respondents with survey version 2, the filter was changed as such that the PE was always displayed if the [start settings](#) 'w3_pe_start_setting' could be generated correctly (which was also done with javascript).



Error Flag: Forced Tempo 30

w3_forced_tempo30

| | |
|--------------------|---|
| Variable name | w3_forced_tempo30 |
| Variable label | Forced Tempo 30 |
| Dataset | smp_w3 |
| Item source | Swiss Mobility Panel Wave 3 |
| Question type | Meta |
| Intro text | Indicates an invalid initialization of the Priority Evaluator. Starting in survey version 2, respondents were redirected to the Tempo 30 question block in case of PE initialization failure. |
| Intro text (DE) | Markiert Fehler bei der Initialisierung des Priority Evaluators. Ab Umfrageversion 2 wurden die Teilnehmenden zum Frageblock 'Tempo 30' weitergeleitet. |
| Instruction | |
| Instruction (DE) | |
| Question text | |
| Question text (DE) | |
| Item text | |
| Item text (DE) | |

Value Labels

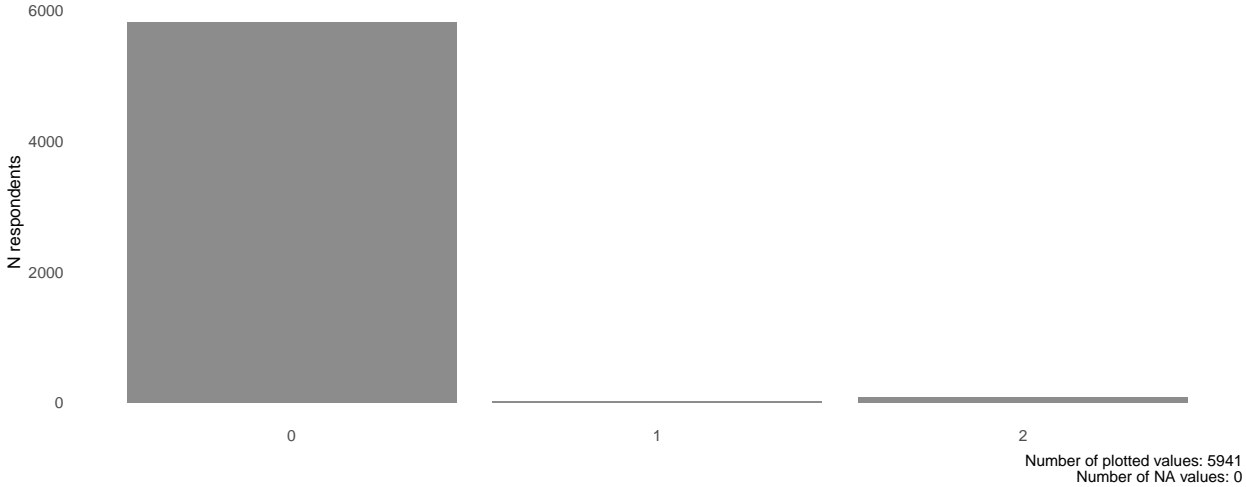
| | |
|---|--|
| 0 | Does not apply (no error) |
| 1 | Respondent does not get redirected |
| 2 | Respondent gets redirected to Tempo 30 |

Value Labels (DE)

| | |
|--------|-----------------------------|
| 0 (DE) | Kein Fehler |
| 1 (DE) | Keine Weiterleitung |
| 2 (DE) | Weiterleitung zu 'Tempo 30' |

Missing Labels

| | |
|-----|--|
| -22 | not in panel |
| -33 | unit nonresponse |
| -44 | missing by m.o.p. |
| -55 | missing by technical error |
| -66 | missing by design |
| -77 | not reached |
| -88 | missing by filter |
| -97 | nonvalid answer in survey (e.g. ambiguous) |
| -99 | item nonresponse |

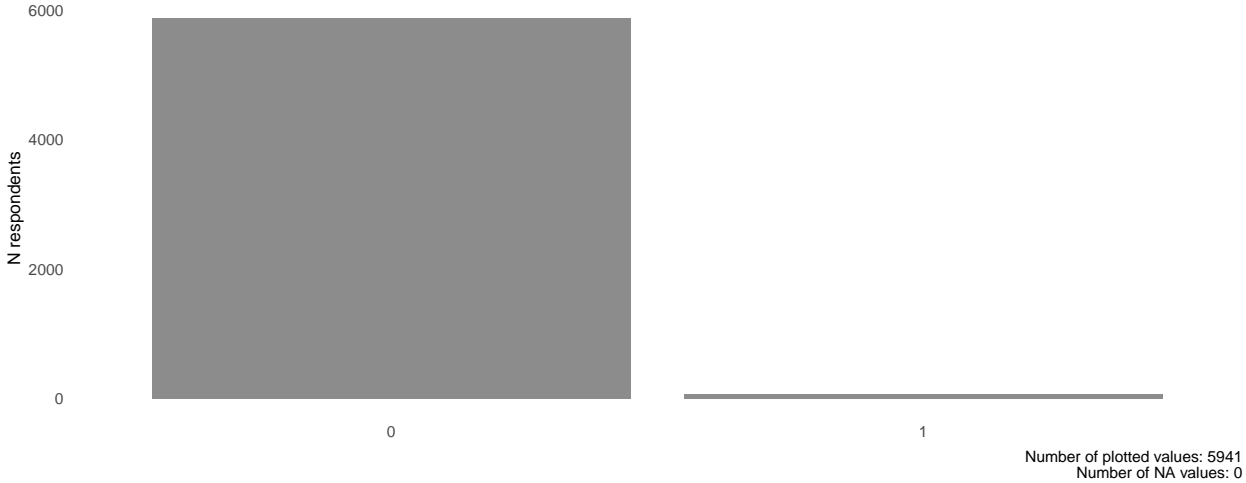


Error Flag: No Policy Evaluation

w3_no_policy

| | |
|--------------------------|---|
| Variable name | w3_no_policy |
| Variable label | No Policy items |
| Dataset | smp_w3 |
| Item source | Swiss Mobility Panel Wave 3 |
| Question type | Meta |
| Intro text | Error flag variable for missing responses for Block 'Policy evaluation' (w3_q40). |
| Intro text (DE) | Binäre Variable, die Teilnehmende markiert, welche fälschlicherweise fehlende Antworten für den Block 'Policy evaluation' (w3_q40) haben. |
| Instruction | |
| Instruction (DE) | |
| Question text | |
| Question text (DE) | |
| Item text | |
| Item text (DE) | |
| Value Labels | |
| 0 | No error |
| 1 | Error: Missing responses for w3_q40 |
| Value Labels (DE) | |
| 0 (DE) | Kein Fehler |
| 1 (DE) | Fehler: Keine Antworten für w3_q40 |
| <i>Missing Labels</i> | |
| -22 | not in panel |
| -33 | unit nonresponse |
| -44 | missing by m.o.p. |
| -55 | missing by technical error |
| -66 | missing by design |
| -77 | not reached |
| -88 | missing by filter |
| -97 | nonvalid answer in survey (e.g. ambiguous) |
| -99 | item nonresponse |

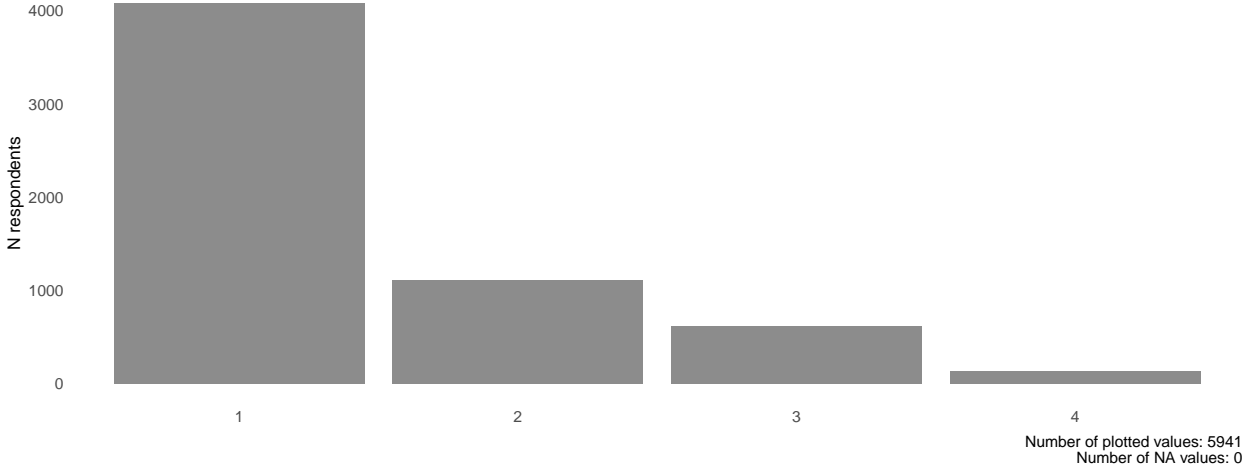
This was due to an error in the survey setup in [split 2](#).



Survey Language

w3_lang

| | |
|--------------------------|--|
| Variable name | w3_lang |
| Variable label | Survey Language |
| Dataset | smp_w3 |
| Item source | Swiss Mobility Panel Wave 3 |
| Question type | Meta |
| Intro text | |
| Intro text (DE) | |
| Instruction | |
| Instruction (DE) | |
| Question text | |
| Question text (DE) | |
| Item text | |
| Item text (DE) | |
| Value Labels | |
| 1 | German |
| 2 | French |
| 3 | Italian |
| 4 | English |
| Value Labels (DE) | |
| 1 (DE) | Deutsch |
| 2 (DE) | Französisch |
| 3 (DE) | Italienisch |
| 4 (DE) | Englisch |
| <i>Missing Labels</i> | |
| -22 | not in panel |
| -33 | unit nonresponse |
| -44 | missing by m.o.p. |
| -55 | missing by technical error |
| -66 | missing by design |
| -77 | not reached |
| -88 | missing by filter |
| -97 | nonvalid answer in survey (e.g. ambiguous) |
| -99 | item nonresponse |



Start Date

w3_start

| | |
|--------------------|-----------------------------|
| Variable name | w3_start |
| Variable label | Start Date |
| Dataset | smp_w3 |
| Item source | Swiss Mobility Panel Wave 3 |
| Question type | Meta |
| Intro text | |
| Intro text (DE) | |
| Instruction | |
| Instruction (DE) | |
| Question text | |
| Question text (DE) | |
| Item text | |
| Item text (DE) | |

Missing Labels

| | |
|-----|--|
| -22 | not in panel |
| -33 | unit nonresponse |
| -44 | missing by m.o.p. |
| -55 | missing by technical error |
| -66 | missing by design |
| -77 | not reached |
| -88 | missing by filter |
| -97 | nonvalid answer in survey (e.g. ambiguous) |
| -99 | item nonresponse |

End Date

w3_end

| | |
|--------------------|-----------------------------|
| Variable name | w3_end |
| Variable label | End Date |
| Dataset | smp_w3 |
| Item source | Swiss Mobility Panel Wave 3 |
| Question type | Meta |
| Intro text | |
| Intro text (DE) | |
| Instruction | |
| Instruction (DE) | |
| Question text | |
| Question text (DE) | |
| Item text | |
| Item text (DE) | |

Missing Labels

| | |
|-----|--|
| -22 | not in panel |
| -33 | unit nonresponse |
| -44 | missing by m.o.p. |
| -55 | missing by technical error |
| -66 | missing by design |
| -77 | not reached |
| -88 | missing by filter |
| -97 | nonvalid answer in survey (e.g. ambiguous) |
| -99 | item nonresponse |

Personal ID

w3_pid

| | |
|--------------------|-----------------------------|
| Variable name | w3_pid |
| Variable label | Personal ID |
| Dataset | smp_w3 |
| Item source | Swiss Mobility Panel Wave 3 |
| Question type | Meta |
| Intro text | |
| Intro text (DE) | |
| Instruction | |
| Instruction (DE) | |
| Question text | |
| Question text (DE) | |
| Item text | |
| Item text (DE) | |

Missing Labels

| | |
|-----|--|
| -22 | not in panel |
| -33 | unit nonresponse |
| -44 | missing by m.o.p. |
| -55 | missing by technical error |
| -66 | missing by design |
| -77 | not reached |
| -88 | missing by filter |
| -97 | nonvalid answer in survey (e.g. ambiguous) |
| -99 | item nonresponse |

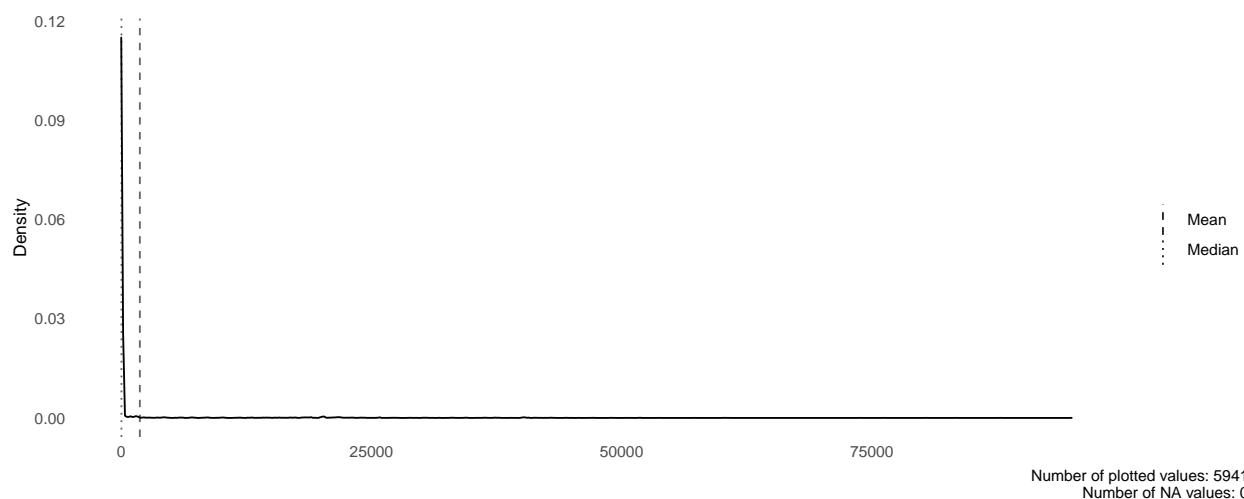
Survey Duration

w3_surveytime

| | |
|--------------------|--|
| Variable name | w3_surveytime |
| Variable label | Survey Duration |
| Dataset | smp_w3 |
| Item source | Swiss Mobility Panel Wave 3 |
| Question type | Meta |
| Intro text | |
| Intro text (DE) | |
| Instruction | |
| Instruction (DE) | |
| Question text | Time to complete the survey (in minutes) |
| Question text (DE) | Dauer bis zum Beenden der Umfrage (in Minuten) |
| Item text | |
| Item text (DE) | |

Missing Labels

| | |
|-----|--|
| -22 | not in panel |
| -33 | unit nonresponse |
| -44 | missing by m.o.p. |
| -55 | missing by technical error |
| -66 | missing by design |
| -77 | not reached |
| -88 | missing by filter |
| -97 | nonvalid answer in survey (e.g. ambiguous) |
| -99 | item nonresponse |



Major Region

w3_bigreg

| | |
|--------------------|-----------------------------|
| Variable name | w3_bigreg |
| Variable label | Residential area (NUTS-3) |
| Dataset | smp_w3 |
| Item source | Swiss Mobility Panel Wave 3 |
| Question type | Meta |
| Intro text | |
| Intro text (DE) | |
| Instruction | |
| Instruction (DE) | |
| Question text | |
| Question text (DE) | |
| Item text | |
| Item text (DE) | |

Value Labels

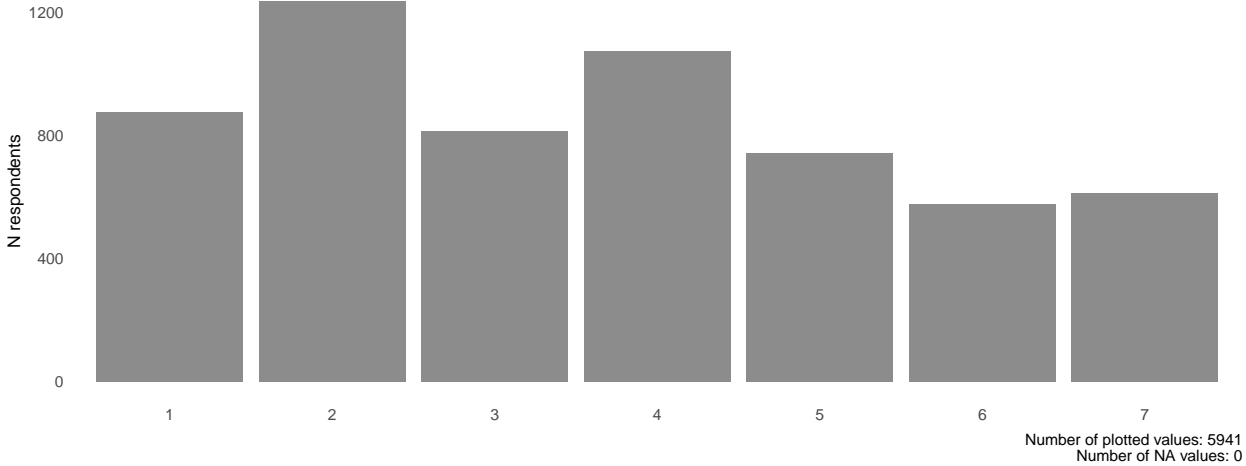
| | |
|---|--------------------------|
| 1 | Lake Geneva region |
| 2 | Espace Mittelland |
| 3 | Northwestern Switzerland |
| 4 | Zurich |
| 5 | Eastern Switzerland |
| 6 | Central Switzerland |
| 7 | Ticino |

Value Labels (DE)

| | |
|--------|-------------------|
| 1 (DE) | Genferseeregion |
| 2 (DE) | Espace Mittelland |
| 3 (DE) | Nordwestschweiz |
| 4 (DE) | Zürich |
| 5 (DE) | Ostschweiz |
| 6 (DE) | Zentralschweiz |
| 7 (DE) | Tessin |

Missing Labels

| | |
|-----|--|
| -22 | not in panel |
| -33 | unit nonresponse |
| -44 | missing by m.o.p. |
| -55 | missing by technical error |
| -66 | missing by design |
| -77 | not reached |
| -88 | missing by filter |
| -97 | nonvalid answer in survey (e.g. ambiguous) |
| -99 | item nonresponse |



Weight

w3_weight

| | |
|--------------------|-----------------------------|
| Variable name | w3_weight |
| Variable label | Weight |
| Dataset | smp_w3 |
| Item source | Swiss Mobility Panel Wave 3 |
| Question type | Meta |
| Intro text | |
| Intro text (DE) | |
| Instruction | |
| Instruction (DE) | |
| Question text | |
| Question text (DE) | |
| Item text | |
| Item text (DE) | |

Missing Labels

| | |
|-----|--|
| -22 | not in panel |
| -33 | unit nonresponse |
| -44 | missing by m.o.p. |
| -55 | missing by technical error |
| -66 | missing by design |
| -77 | not reached |
| -88 | missing by filter |
| -97 | nonvalid answer in survey (e.g. ambiguous) |
| -99 | item nonresponse |

The weighting is carried out at the level of the major regions based on the population of all persons over 20 years of age. The weight (N/n) is calculated from the population per region (N) and the respective number of persons in the sample (n).