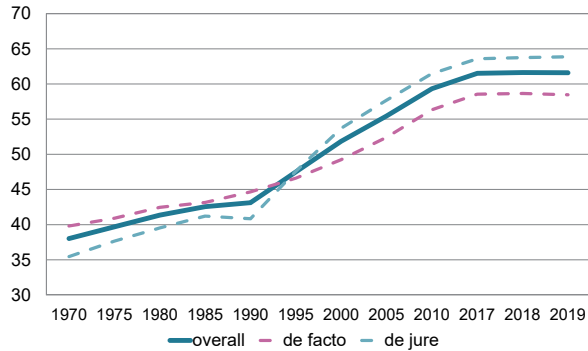


Graphs

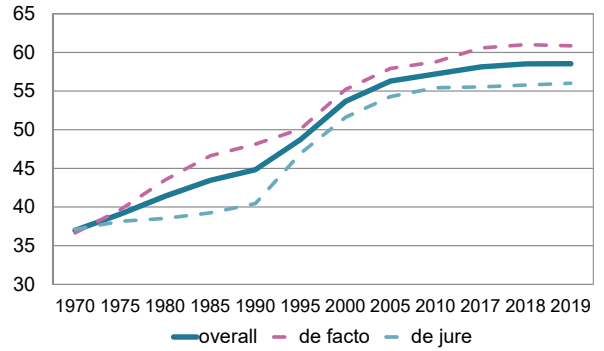
Graph 1
KOF Globalisation Index

World average



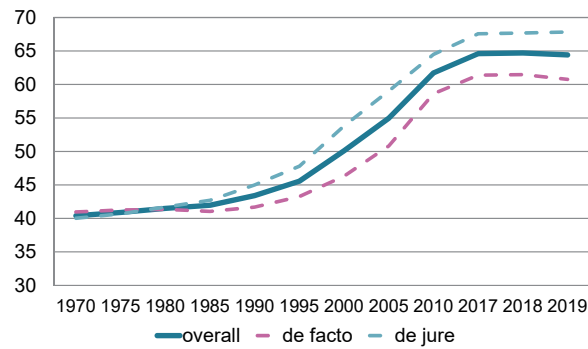
Graph 2
KOF Globalisation Index, Economic Globalisation

World average



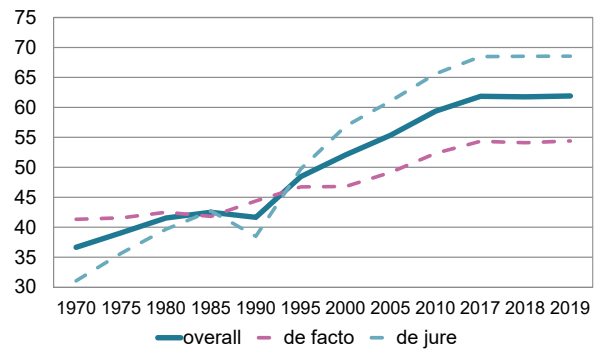
Graph 3
KOF Globalisation Index, Social Globalisation

World average



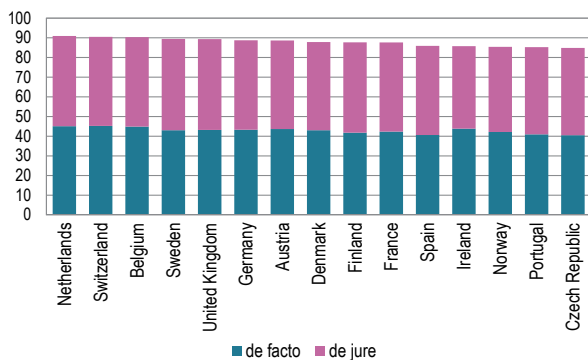
Graph 4
KOF Globalisation Index, Political Globalisation

World average



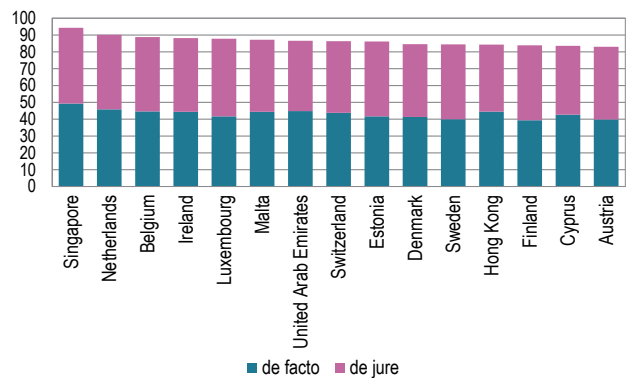
Graph 5
KOF Globalisation Index, Top 15 Countries

Overall index value and contributions from de facto and de jure index, data for the year 2019



Graph 6
KOF Globalisation Index: Economic Globalisation, Top 15 Countries

Overall index value and contributions from de facto and de jure index, data for the year 2019

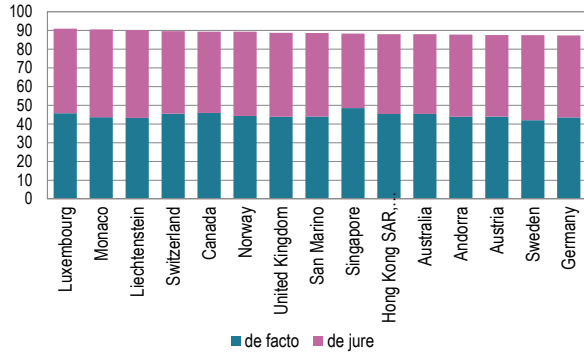


Graphs

Graph 7

KOF Globalisation Index: Social Globalisation, Top 15 Countries

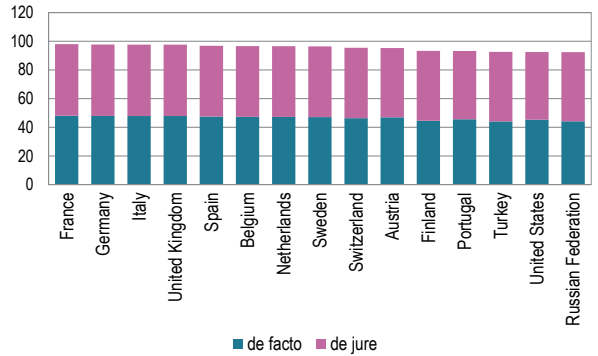
Overall index value and contributions from de facto and de jure index, data for the year 2019



Graph 8

KOF Globalisation Index: Political Globalisation, Top 15 Countries

Overall index value and contributions from de facto and de jure index, data for the year 2019



2021 KOF Globalisation Index

Rankings for the year 2019

Rank	Country	Globalisation Index, overall	Rank	Country	Globalisation Index, de facto	Rank	Country	Globalisation Index, de jure
1	Netherlands	90.91	1	Switzerland	90.38	1	Sweden	92.82
2	Switzerland	90.45	2	Netherlands	90.12	2	Luxembourg	92.80
3	Belgium	90.33	3	Belgium	89.68	3	United Kingdc	92.25
4	Sweden	89.44	4	Ireland	87.58	4	Finland	91.74
5	United Kingdc	89.31	5	Austria	87.19	5	Netherlands	91.69
6	Germany	88.73	6	Germany	86.57	6	Belgium	90.97
7	Austria	88.61	7	United Kingdc	86.37	7	Germany	90.89
8	Denmark	87.80	8	Singapore	86.26	8	France	90.61
9	Finland	87.68	9	Sweden	86.06	9	Spain	90.57
10	France	87.63	10	Denmark	86.03	10	Switzerland	90.52
11	Spain	85.87	11	Malaysia	85.08	11	Austria	90.03
12	Ireland	85.75	12	France	84.66	12	Denmark	89.58
13	Norway	85.40	13	Norway	84.24	13	Czech Republi	88.79
14	Portugal	85.22	14	Finland	83.52	14	Portugal	88.62
15	Czech Republi	84.85	15	Hungary	82.49	15	Estonia	88.29
16	Canada	84.25	16	Portugal	81.81	16	Slovak Republ	87.66
17	Hungary	83.83	17	Canada	81.43	17	Italy	87.11
18	Greece	83.65	18	Spain	81.18	18	Canada	87.02
19	Singapore	83.47	19	Greece	81.00	19	United States	86.62
20	Luxembourg	82.98	20	Czech Republi	80.91	20	Norway	86.57
21	Italy	82.92	21	United Arab E	79.71	21	Romania	86.57
22	Slovak Republ	82.71	22	Qatar	79.65	22	Greece	86.31
23	Estonia	82.58	23	Australia	78.94	23	Malta	85.92
24	United States	82.28	24	Italy	78.74	24	Poland	85.76
25	Lithuania	81.83	25	Cyprus	78.40	25	Lithuania	85.67
26	Cyprus	81.64	26	Croatia	78.07	26	Hungary	85.16
27	Croatia	81.49	27	Lithuania	78.00	27	Croatia	84.91
28	Australia	81.38	28	United States	77.94	28	Cyprus	84.88
29	Malaysia	81.30	29	Slovak Republ	77.76	29	Slovenia	84.79
30	Slovenia	80.22	30	Estonia	76.88	30	Japan	84.02
31	Latvia	80.19	31	Serbia	76.82	31	Ireland	83.91
32	Poland	80.02	32	Bulgaria	76.57	32	Latvia	83.90
33	Bulgaria	79.56	33	Latvia	76.48	33	Australia	83.76
34	Romania	79.44	34	Korea, Rep	76.42	34	Chile	82.95
35	Korea, Rep	78.76	35	Slovenia	75.65	35	Bulgaria	82.55
36	Japan	78.45	36	Thailand	75.27	36	Mauritius	81.34
37	Serbia	78.11	37	Jordan	75.08	37	Korea, Rep	81.09
38	Malta	78.03	38	New Zealand	74.93	38	Israel	80.93
39	New Zealand	77.09	39	Poland	74.28	39	Iceland	80.73
40	Israel	76.58	40	Ukraine	74.10	40	Singapore	80.67
41	Chile	75.84	41	Luxembourg	73.79	41	Uruguay	79.62
42	United Arab E	75.78	42	Japan	72.89	42	Costa Rica	79.51
43	Qatar	75.73	43	Romania	72.32	43	Serbia	79.50
44	Europe and C	74.87	44	Israel	72.23	44	New Zealand	79.25
45	Ukraine	73.93	45	Bahrain	71.91	45	Europe and C	78.51
46	High income	73.54	46	South Africa	71.08	46	Mexico	78.19
47	Jordan	73.49	47	Kuwait	70.87	47	Panama	77.56
48	Uruguay	73.41	48	Russian Feder	70.73	48	Malaysia	77.53
49	Thailand	73.30	49	Europe and C	70.33	49	Peru	77.33
50	Mauritius	72.11	50	Malta	70.14	50	Georgia	76.92
51	Russian Feder	72.03	51	Montenegro	69.92	51	Albania	76.87
52	Costa Rica	71.85	52	Hong Kong SA	69.75	52	North Macedo	75.48
53	Iceland	71.71	53	Brunei Daruss	69.64	53	High income	74.34
54	Mexico	71.45	54	North Americ	69.63	54	Ukraine	73.75
55	Georgia	71.36	55	High income	69.55	55	Argentina	73.72
56	Panama	71.03	56	Morocco	69.37	56	Turkey	73.62
57	Montenegro	70.95	57	Lebanon	68.80	57	Russian Feder	73.33
58	Turkey	70.64	58	Chile	68.72	58	United Arab E	72.52
59	Morocco	70.47	59	Saudi Arabia	68.43	59	Tunisia	72.32
60	North Americ	70.27	60	Vietnam	67.73	60	Montenegro	72.18
61	South Africa	70.20	61	Turkey	67.65	61	Bosnia and He	72.15
62	Argentina	70.10	62	Uruguay	67.21	62	Jordan	71.91
63	North Macedo	69.92	63	Argentina	66.47	63	Qatar	71.82
64	Kuwait	69.74	64	Georgia	66.05	64	Armenia	71.60

65 Bahrain	68.83	65 Fiji	65.78	65 Morocco	71.57
66 Peru	68.65	66 Belarus	65.62	66 Thailand	71.33
67 Armenia	68.36	67 Egypt, Arab R	65.47	67 Azerbaijan	71.15
68 Bosnia and He	68.19	68 Armenia	65.12	68 Moldova	70.78
69 Egypt, Arab R	68.05	69 North Maced	64.62	69 Egypt, Arab R	70.63
70 Tunisia	67.80	70 Mexico	64.55	70 Dominican Re	70.22
71 Lebanon	67.60	71 Bosnia and He	64.50	71 North Americ	69.92
72 Saudi Arabia	67.60	72 Panama	64.50	72 Trinidad and T	69.85
73 Moldova	67.55	73 Moldova	64.32	73 Paraguay	69.62
74 Belarus	67.25	74 Costa Rica	64.19	74 South Africa	69.31
75 Azerbaijan	67.20	75 Kazakhstan	63.74	75 Brazil	69.25
76 Hong Kong SA	66.83	76 Philippines	63.63	76 Belarus	69.06
77 Albania	66.34	77 Azerbaijan	63.44	77 El Salvador	69.05
78 Philippines	66.08	78 Tunisia	63.28	78 Guatemala	68.68
79 Vietnam	65.26	79 Mongolia	63.06	79 Kuwait	68.64
80 Dominican Re	65.14	80 Senegal	63.06	80 Philippines	68.47
81 El Salvador	64.92	81 Mauritius	62.89	81 Cuba	68.04
82 Mongolia	64.86	82 Iceland	62.69	82 Kyrgyz Republ	67.72
83 Brazil	64.78	83 China	62.36	83 Colombia	67.63
84 Kazakhstan	64.64	84 Barbados	62.11	84 Seychelles	67.11
85 China	64.57	85 Cambodia	61.11	85 San Marino	67.07
86 Colombia	63.92	86 India	61.07	86 Saudi Arabia	66.78
87 Brunei Daruss	63.90	87 Middle East a	60.89	87 China	66.77
88 Oman	63.45	88 Oman	60.81	88 Mongolia	66.66
89 Barbados	63.37	89 El Salvador	60.79	89 Lebanon	66.34
90 Middle East a	63.31	90 Indonesia	60.74	90 Oman	66.14
91 Indonesia	63.03	91 Brazil	60.31	91 Middle East a	65.91
92 Cuba	62.87	92 Colombia	60.21	92 Nicaragua	65.91
93 Trinidad and T	62.80	93 Dominican Re	60.05	93 Bahrain	65.83
94 Seychelles	62.74	94 Peru	59.98	94 Kazakhstan	65.54
95 Kyrgyz Republ	62.53	95 Honduras	59.22	95 Botswana	65.33
96 India	62.48	96 Ghana	59.11	96 Indonesia	65.32
97 Upper middle	61.77	97 Namibia	58.68	97 Upper middle	65.12
98 Senegal	61.63	98 Sri Lanka	58.54	98 Jamaica	64.94
99 World	61.59	99 Upper middle	58.52	99 Barbados	64.63
100 Paraguay	61.59	100 World	58.46	100 Ecuador	63.91
101 Guatemala	61.51	101 Seychelles	58.46	101 India	63.88
102 Jamaica	61.05	102 East Asia and	58.25	102 World	63.87
103 Ghana	61.03	103 Cuba	57.76	103 Hong Kong SA	63.80
104 Honduras	60.22	104 Kyrgyz Republ	57.33	104 Antigua and B	63.74
105 Nicaragua	59.97	105 Jamaica	57.17	105 Bolivia	63.30
106 Latin America	59.71	106 Djibouti	56.30	106 Ghana	62.96
107 East Asia and	59.63	107 Albania	55.80	107 Vietnam	62.85
108 Ecuador	59.24	108 Trinidad and T	55.75	108 Zambia	62.47
109 Sri Lanka	59.11	109 Samoa	55.71	109 Latin America	62.40
110 Cambodia	58.32	110 Congo, Rep	55.37	110 Iran, Islamic R	61.68
111 Bolivia	58.22	111 Latin America	55.21	111 Algeria	61.50
112 Namibia	57.98	112 Macao SAR, C	55.12	112 Honduras	61.22
113 Zambia	57.60	113 Bahamas, The	54.76	113 Guyana	61.11
114 San Marino	56.99	114 Ecuador	54.58	114 St Lucia	61.07
115 Fiji	56.93	115 Togo	54.54	115 Venezuela, RE	60.80
116 Djibouti	56.78	116 Guatemala	54.34	116 Nigeria	60.51
117 Antigua and B	56.53	117 Gabon	53.89	117 Senegal	60.26
118 Belize	55.95	118 Nicaragua	53.88	118 Belize	60.03
119 Bahamas, The	55.81	119 Libya	53.68	119 Kenya	59.77
120 Algeria	55.57	120 Paraguay	53.57	120 Sri Lanka	59.66
121 St Lucia	55.45	121 Aruba	53.27	121 Liechtenstein	59.38
122 Kenya	55.40	122 Bolivia	53.13	122 Cabo Verde	59.34
123 Botswana	55.40	123 Zambia	52.73	123 Dominica	59.18
124 Nigeria	55.29	124 Andorra	52.20	124 Uzbekistan	58.89
125 Libya	55.06	125 Zimbabwe	52.01	125 East Asia and	58.71
126 Cabo Verde	55.01	126 Belize	51.88	126 Yemen, Rep	58.59
127 Iran, Islamic R	54.60	127 Lower middle	51.86	127 Brunei Daruss	57.59
128 Lower middle	54.35	128 Cote d'Ivoire	51.81	128 Tajikistan	57.51
129 Liechtenstein	53.82	129 Mauritania	51.62	129 Djibouti	57.39
130 Pakistan	53.59	130 Pakistan	51.36	130 Namibia	57.27
131 Cote d'Ivoire	53.39	131 Burkina Faso	51.06	131 Uganda	57.13
132 Zimbabwe	53.02	132 Kenya	51.03	132 Lower middle	57.00
133 Gabon	52.89	133 St Lucia	50.95	133 Bahamas, The	56.96
134 Uganda	52.88	134 Cabo Verde	50.88	134 Papua New Gi	56.89
135 Guyana	52.82	135 Antigua and B	50.66	135 Gambia, The	56.66

136	Dominica	52.76	136	Mozambique	50.63	136	Suriname	56.61
137	Macao SAR, C	52.63	137	Grenada	50.58	137	Libya	56.61
138	Venezuela, RE	52.59	138	Cayman Islanc	50.18	138	Iraq	55.95
139	Gambia, The	52.57	139	Nigeria	50.06	139	Pakistan	55.82
140	Congo, Rep	52.50	140	Cameroon	50.05	140	Cambodia	55.52
141	Uzbekistan	52.49	141	Maldives	49.68	141	Haiti	55.45
142	Suriname	52.37	142	Algeria	49.63	142	Cote d'Ivoire	54.95
143	Burkina Faso	52.04	143	Bermuda	49.54	143	Comoros	54.87
144	Mozambique	51.81	144	St Kitts and Ne	49.15	144	Malawi	54.36
145	Togo	51.69	145	Rwanda	49.05	145	Syrian Arab Re	54.34
146	Samoa	51.69	146	Uganda	48.63	146	Rwanda	54.31
147	Rwanda	51.68	147	Gambia, The	48.36	147	Monaco	54.07
148	Grenada	51.61	148	St Vincent anc	48.22	148	Bangladesh	54.03
149	Maldives	51.49	149	Suriname	48.19	149	Zimbabwe	54.02
150	Mauritania	51.12	150	Palau	48.10	150	Tanzania	53.82
151	Andorra	50.73	151	South Asia	48.04	151	Vanuatu	53.57
152	Benin	50.53	152	Liechtenstein	47.98	152	Maldives	53.51
153	Cameroon	50.41	153	Benin	47.92	153	Benin	53.04
154	Papua New Gi	50.32	154	Iran, Islamic R	47.53	154	Burkina Faso	52.99
155	South Asia	50.30	155	Dominica	47.39	155	Mozambique	52.99
156	Syrian Arab Re	50.20	156	Sub-Saharan A	47.37	156	Grenada	52.86
157	St Kitts and Ne	50.01	157	Uzbekistan	47.28	157	Turkmenistan	52.83
158	Tanzania	49.90	158	Guinea	47.27	158	South Asia	52.68
159	Sub-Saharan A	49.84	159	Mali	47.07	159	Sub-Saharan A	52.40
160	St Vincent anc	49.77	160	Faroe Islands	46.48	160	Lesotho	51.95
161	Tajikistan	49.64	161	Syrian Arab Re	46.06	161	Gabon	51.93
162	Monaco	49.47	162	Equatorial Gu	45.98	162	Madagascar	51.79
163	Bangladesh	49.33	163	Tanzania	45.98	163	St Vincent anc	51.77
164	Vanuatu	49.13	164	Liberia	45.80	164	Sao Tome anc	51.72
165	Mali	48.83	165	Vanuatu	45.54	165	Sudan	51.34
166	Guinea	48.56	166	Botswana	45.47	166	St Kitts and Ne	51.13
167	Yemen, Rep	48.33	167	Micronesia, F	45.30	167	Eswatini	50.96
168	Madagascar	48.23	168	Myanmar	45.23	168	Cameroon	50.75
169	Lesotho	48.04	169	Nepal	44.72	169	Lao PDR	50.63
170	Malawi	47.10	170	Guyana	44.70	170	Mauritania	50.61
171	Nepal	47.02	171	Madagascar	44.67	171	Mali	50.59
172	Liberia	46.89	172	Bangladesh	44.63	172	Guinea	49.85
173	Tonga	46.47	173	Tonga	44.50	173	Congo, Rep	49.65
174	Eswatini	46.40	174	Venezuela, RE	44.39	174	Nepal	49.26
175	Iraq	46.38	175	Kiribati	44.37	175	Macao SAR, C	49.23
176	Niger	45.68	176	Ethiopia	44.36	176	Togo	48.96
177	Sudan	45.46	177	Marshall Islan	44.29	177	Tonga	48.93
178	Low income	45.46	178	Solomon Islan	44.12	178	Andorra	48.88
179	Ethiopia	45.39	179	San Marino	44.07	179	Low income	48.30
180	Lao PDR	45.34	180	Lesotho	44.02	180	Fiji	47.97
181	Sierra Leone	45.33	181	Papua New Gi	43.91	181	Liberia	47.88
182	Aruba	45.26	182	Monaco	43.81	182	Sierra Leone	47.69
183	Kiribati	45.18	183	Niger	43.63	183	Niger	47.65
184	Equatorial Gu	45.15	184	Bhutan	43.22	184	West Bank an	46.82
185	Marshall Islan	45.04	185	Sierra Leone	42.97	185	Samoa	46.51
186	Micronesia, F	45.02	186	Angola	42.58	186	Afghanistan	46.49
187	Cayman Islanc	44.81	187	Chad	42.40	187	Ethiopia	46.43
188	Palau	44.60	188	Low income	42.24	188	Kiribati	46.23
189	Myanmar	44.58	189	Congo, Dem R	41.96	189	Timor-Leste	46.02
190	Bermuda	44.28	190	Timor-Leste	41.90	190	Marshall Islan	45.86
191	Timor-Leste	43.91	191	Eswatini	41.83	191	Congo, Dem R	45.41
192	Congo, Dem R	43.74	192	Tajikistan	41.58	192	Micronesia, F	44.68
193	Sao Tome anc	43.23	193	Lao PDR	39.91	193	Equatorial Gu	44.31
194	Angola	42.30	194	Sudan	39.88	194	Myanmar	43.95
195	Haiti	42.22	195	Malawi	39.84	195	Guinea-Bissau	43.73
196	Faroe Islands	42.04	196	Central Africa	39.41	196	Angola	42.01
197	Chad	41.80	197	New Caledoni	38.18	197	Chad	41.20
198	Solomon Islan	41.72	198	Burundi	38.17	198	Burundi	40.93
199	Turkmenistan	41.23	199	Yemen, Rep	37.78	199	Palau	40.02
200	Bhutan	41.02	200	Iraq	37.73	200	Bhutan	38.77
201	Comoros	40.55	201	Sao Tome and	36.33	201	Solomon Islan	38.63
202	Guinea-Bissau	39.68	202	French Polyne	35.88	202	Cayman Islanc	37.54
203	Burundi	39.55	203	Guinea-Bissau	35.64	203	Korea, Dem P	37.45
204	West Bank an	39.54	204	West Bank an	34.18	204	Central Africa	37.31
205	Afghanistan	38.39	205	Afghanistan	31.08	205	Faroe Islands	36.33
206	Central Africa	38.32	206	Eritrea	30.74	206	Bermuda	36.13

207 Eritrea	30.88	207 Turkmenistan	30.21	207 Aruba	34.55
208 Somalia	30.49	208 Haiti	29.61	208 Somalia	32.23
Greenland		209 Comoros	29.09	209 Eritrea	31.05
Guam		210 Somalia	28.34	210 Virgin Islands	30.58
New Caledonia		211 Greenland	25.13	211 Puerto Rico	30.19
Puerto Rico		Guam		New Caledonia	
Korea, Dem People's Rep		Puerto Rico		French Polynesia	
French Polynesia		Korea, Dem People's Rep		Greenland	
Virgin Islands (US)		Virgin Islands (US)		Guam	